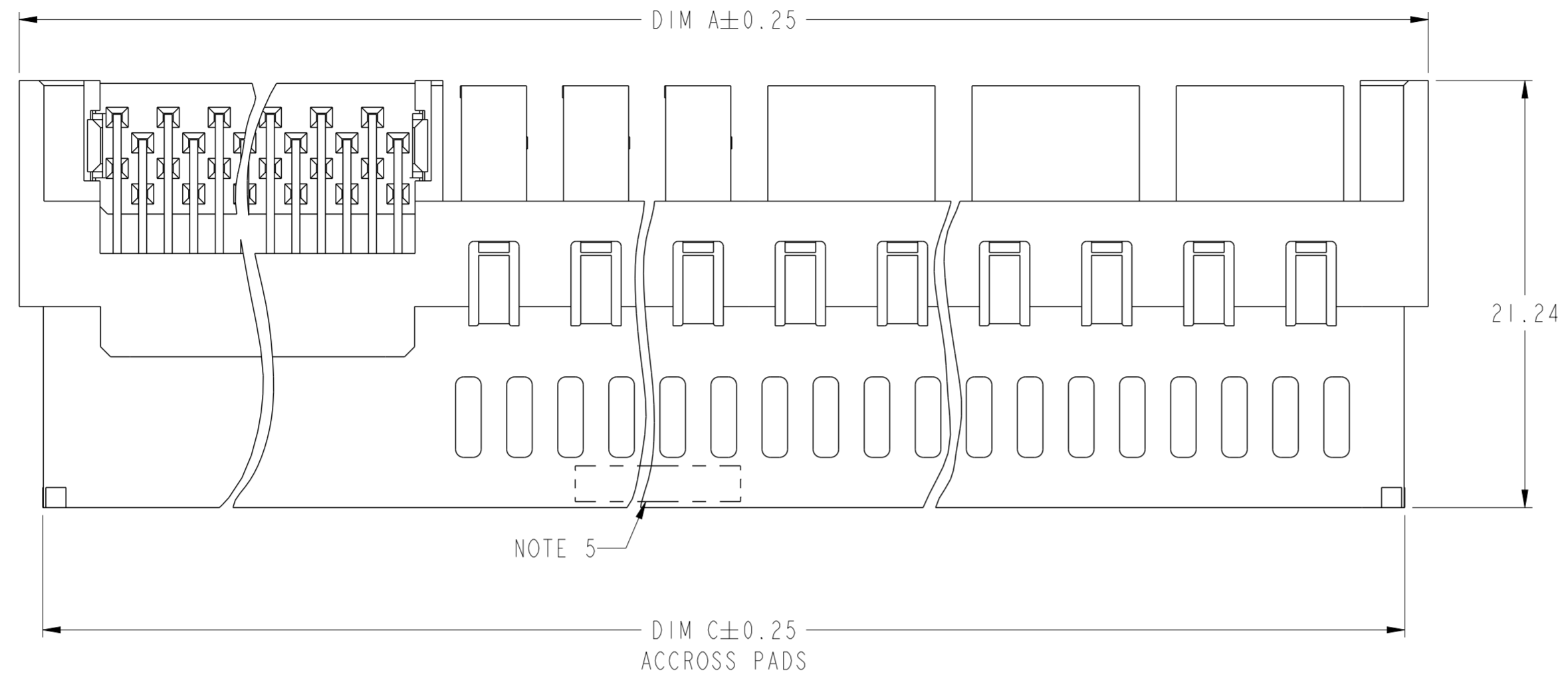
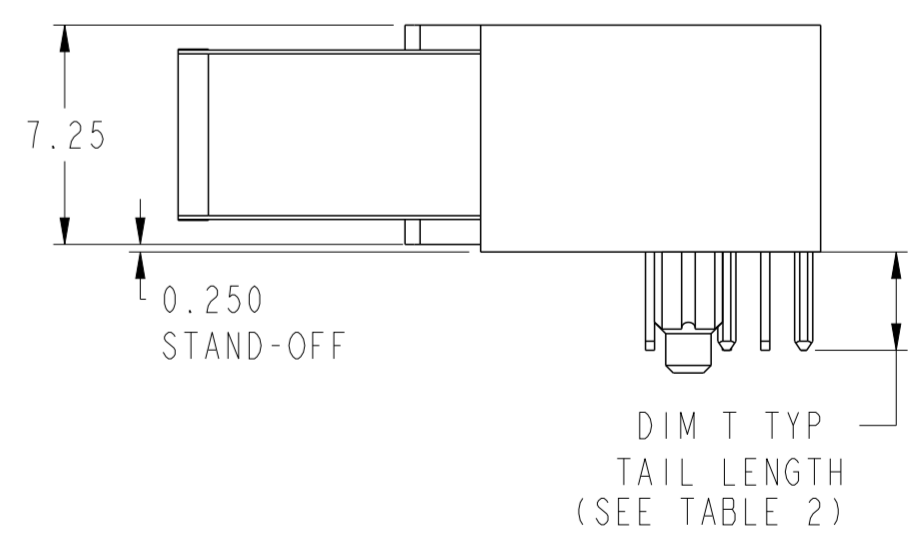
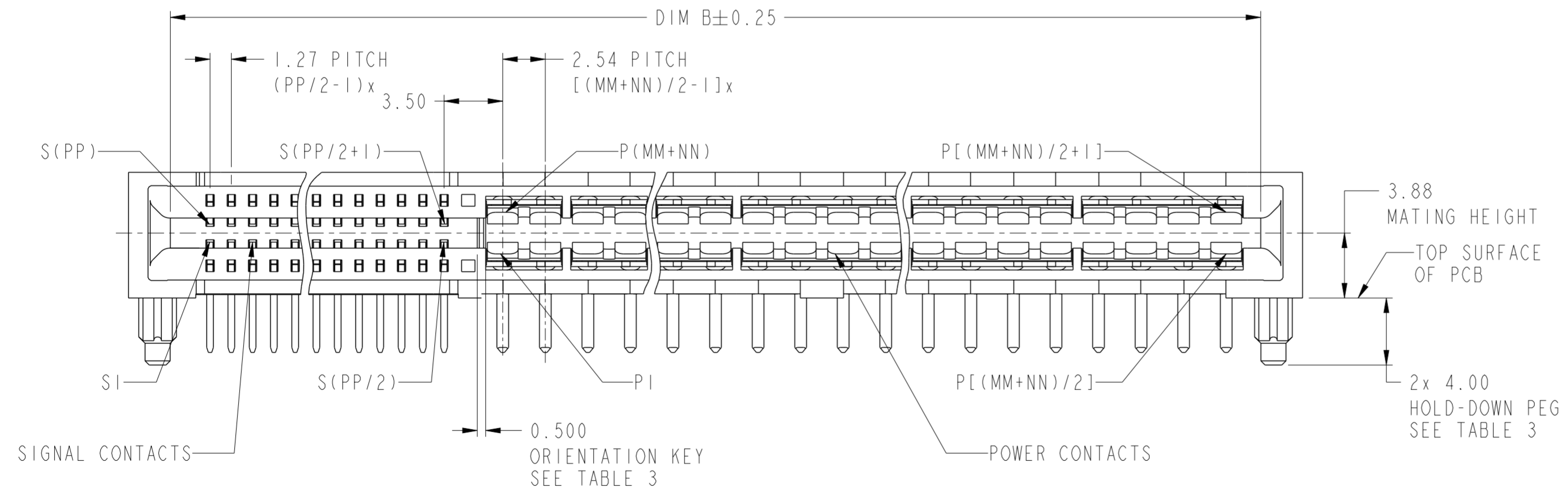


1 2 3 4 5 6 7 8

A
B
C



D
E
F



Amphenol
FCi

© 2016 AFci

spec ref	-	dr	Hai-Ling Liu	2014/07/23	projection	MM	size	A2	scale	4:1	
tolerance std	ISO 406 ISO 1101	eng	Sunny2 Liu	2016/05/06			ecn no	ELX-DG-24036-1			
TOLERANCES UNLESS OTHERWISE SPECIFIED		chr	Terris Liu	2016/05/20			rel level	Released			
surface	ISO 1302	appr	Pei-Ming Zheng	2016/05/24	product family	R/A REC S+P STANDARD		cat. no.	10131077	rev	C
	linear	0.X	±0.5								
		0.XX	±0.25								
		0.XXX	±0.10								
	angular	0°	±2°								

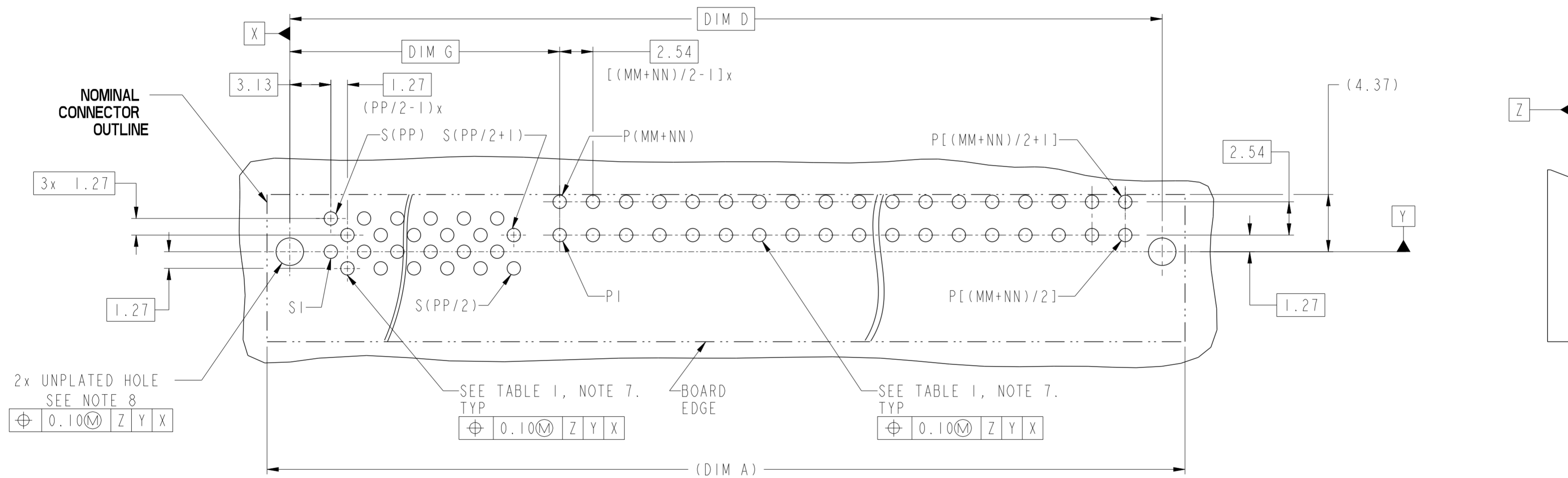
PDS: Rev :C

STATUS:Released

Printed: May 24, 2016

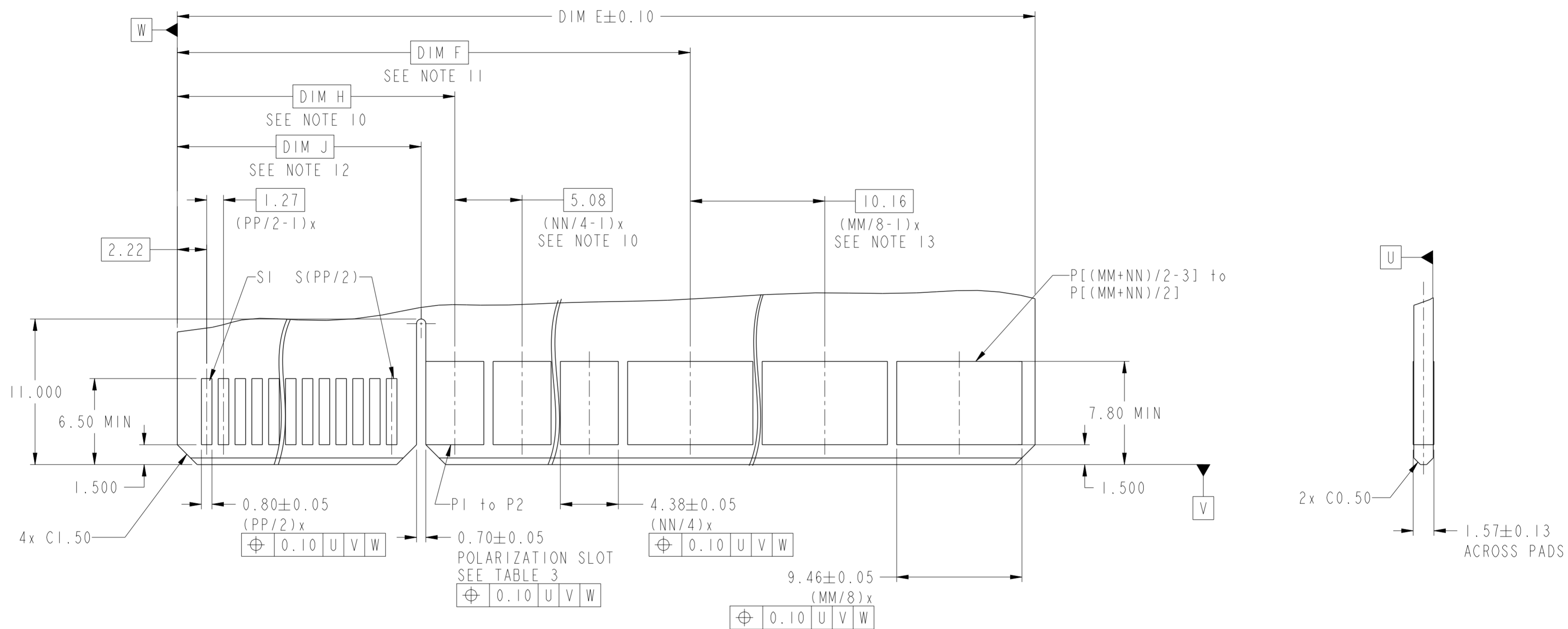
1 2 3 4 5 6 7 8

CONTACT TYPE	TOP LAYER DESCRIPTION	TABLE 1 (HPCE / SOLDER TAILS) PLATED THROUGH-HOLE REQUIREMENTS				
		DRILLED HOLE DIAMETER	COPPER THICKNESS	TIN-LEAD THICKNESS	TIN THICKNESS	FINISHED HOLE DIAMETER
POWER & SIGNAL	TIN-LEAD	1.10-1.16 (1.15 DRILL)	0.025 - 0.050	0.005 - 0.015	--	0.94 - 1.10
	IMMERSION TIN	1.10-1.16 (1.15 DRILL)	0.025 - 0.050	--	0.9 - 1.5um	0.94 - 1.10
	COPPER	1.10-1.16 (1.15 DRILL)	0.025 - 0.050	--	--	0.94 - 1.10



RECOMMENDED PCB LAYOUT
DIMENSION TOLERANCE IS $\pm 0.05\text{mm}$

spec ref	-	dr	Hai-Ling Liu	2014/07/23	projection	MM	size	A2	scale	4:1
tolerance std	ISO 406 ISO 1101	eng	Sunny2 Liu	2016/05/06			ecn no	ELX-DG-24036-1	rel level	Released
TOLERANCES UNLESS OTHERWISE SPECIFIED		chr	Terris Liu	2016/05/20						
		appr	Pai-Ming Zheng	2016/05/24						
surface	ISO 1302	linear	0.X	± 0.5	product family		R/A REC S+P STANDARD		divg no	10131077
		angular	0°	$\pm 2^\circ$	HIGH POWER CARD EDGE - UNIVERSAL		Product - Customer Drw		rev	C
		cat. no.				sheet 2 of 4				



RECOMMENDED MATING BOARD
 FOOT PRINT
 DIMENSION TOLERANCE IS ± 0.05 mm

spec ref	-	dr	Hai-Ling Liu	2014/07/23	projection	MM	size	A2	scale	4:1	
tolerance std	ISO 406 ISO 1101	eng	Sunny2 Liu	2016/05/06			ecn no	ELX-DG-24036-1	rel level	Released	
TOLERANCES UNLESS OTHERWISE SPECIFIED		chr	Terris Liu	2016/05/20							
		appr	Pai-Ming Zheng	2016/05/24							
surface	ISO 1302	linear	0.X	± 0.5			product family	R/A REC S+P STANDARD	cat. no.	Product - Customer Drw	
		angular	0°	$\pm 2^\circ$			title	HIGH POWER CARD EDGE - UNIVERSAL	cat. no.	Product - Customer Drw	
							dwg no	10131077	sheet 3 of 4	rev	C

PDS: Rev :C

STATUS:Released

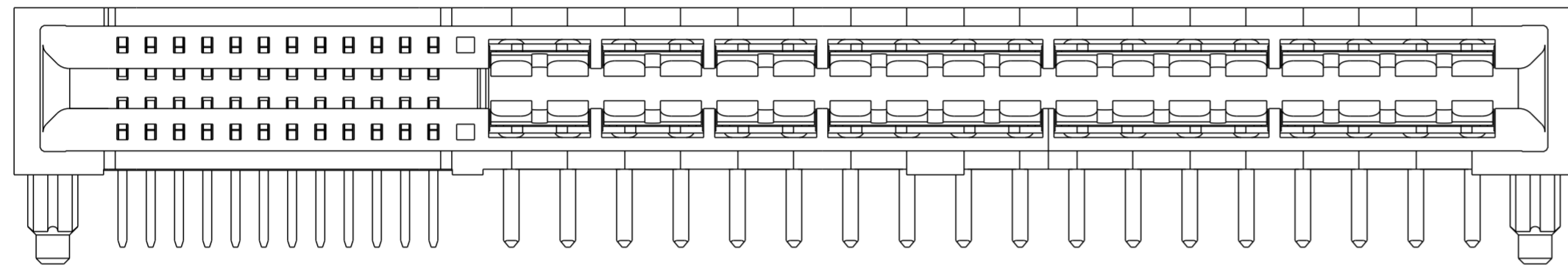
Printed: May 24, 2016

10131077 - MM NN PP LF LEAD FREE

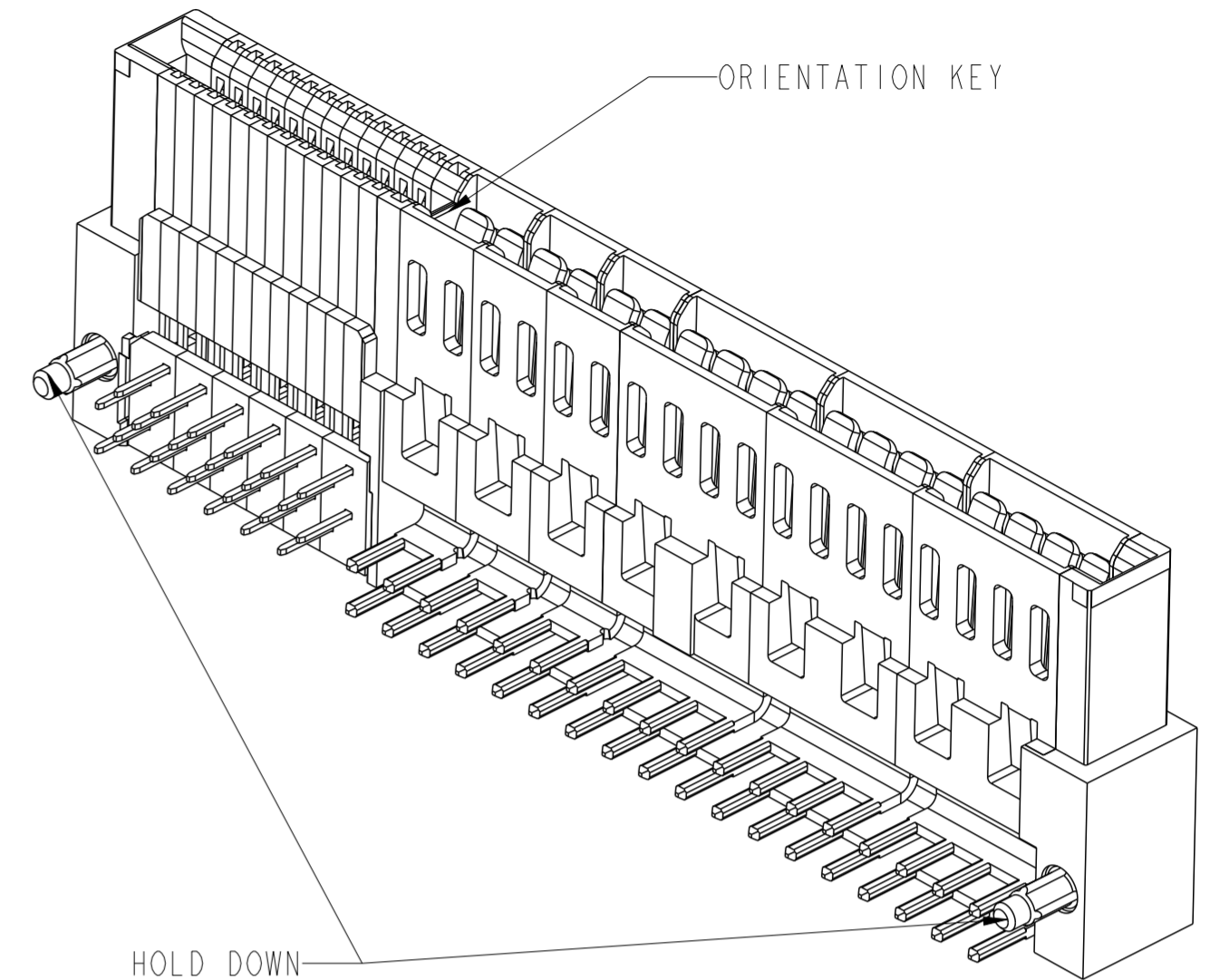
	A	B	C	D	E	F	G	H
Tail Length(DIM T)	2.6	2.6	2.6	2.6	3.25	3.25	3.25	3.25
Orientation Key	Y	N	N	Y	Y	N	N	Y
Hold Down Option	Y	Y	N	N	Y	Y	N	N

J	K	L	M
4.05	4.05	4.05	4.05
Y	N	N	Y
Y	Y	N	N

PP SIGNAL CONTACT QTY
 NN 2 BEAM PWR QTY (NEXT TO SIGNAL)
 MM 4 BEAM PWR QTY (NEXT TO RIGHT END)



Example: The Configuration above is 10131077-241224ELF
 R/A RECEPTACLE 24S36P with Orientation Key and Hold Down.
 24P is 4 beam contacts, 12P is 2 beam contacts.



EXAMPLE: 10131077-241224ELF

TABLE 3: PART NUMBER CODE FOR HPCE R/A RECEPTACLE S+P CONFIG

NOTES:

- CONNECTOR MATERIALS:
 HOUSING: HIGH TEMPERATURE THERMAL PLASTIC, BLACK
 UL 94V-0 COMPLIANT
 CONTACTS: HIGH PERFORMANCE COPPER ALLOY.
- CONTACT FINISH REF. GS-12-604 SECTION 5.2.
- PRODUCT SPECIFICATION: GS-12-604.
- APPLICATION SPECIFICATION: GS-20-128.
- PRODUCT MARKING ON HOUSING IN AREA SHOWN MEETS FCI SPECIFICATION: GS-24-007.
- PACKAGING MEETS FCI SPECIFICATION GS-14-937.
- ALL HOLE SIZES ARE FINISHED HOLE SIZES.
- MOUNTING HOLES ARE UNPLATED
 $\varnothing 2.18 \pm 0.03$ FOR SOLDER TAILS
- MAXIMUM OVERALL LENGTH IS 100mm.
- DIM IS NOT APPLICABLE IF NO 2 BEAM CONTACT.
- DIM IS NOT APPLICABLE IF NO 4 BEAM CONTACT.
- DIM IS NOT APPLICABLE IF NO ORIENTATION KEY.
- A SYMBOL \triangle WILL BE NEXT TO ANY DIMENSION, VIEW, OR NOTE WHICH HAS BEEN MODIFIED WITH THE CURRENT DRAWING REVISION.

DIM	TABLE 2: LENGTH FORMULAS
DIM A $\text{\textcircled{1}}$	$(MM + NN) / 2 \times 2.54 + (PP / 2) \times 1.27 + 9.12$
DIM B	$DIM A - 5.00$
DIM C	$DIM A - 2.34$
DIM D	$DIM A - 3.48$
DIM E	$DIM A - 5.30$
DIM F	$(PP / 2 - 1) \times 1.27 + (NN / 4 - 1) \times 5.08 + 14.61$ (WITH 2 BEAM CONTACT) $(PP / 2 - 1) \times 1.27 + 9.53$ (WITHOUT 2 BEAM CONTACT)
DIM G	$(PP / 2 - 1) \times 1.27 + 6.63$
DIM H	$(PP / 2 - 1) \times 1.27 + 6.99$
DIM J	$(PP / 2 - 1) \times 1.27 + 4.45$
DIM T	2.6 or 3.25

spec ref	-	dr	Hai-Ling Liu	2014/07/23	projection	MM	size	A2	scale	4:1
tolerance std	ISO 406 ISO 1101	eng	Sunny2 Liu	2016/05/06			ecn no	ELX-DG-24036-1		
surface	TOLERANCES UNLESS OTHERWISE SPECIFIED	chr	Terris Liu	2016/05/20			rel level	Released		
ISO 1302	linear	0.X	± 0.5	appr	Pei-Ming Zheng	2016/05/24	product family	R/A REC S+P STANDARD		
	angular	0°	$\pm 2^\circ$				cat. no.	R/A REC S+P STANDARD		
		0.XX	± 0.25				cat. no.	HIGH POWER CARD EDGE - UNIVERSAL		
		0.XXX	± 0.10				cat. no.	Product - Customer Drw		
							cat. no.	sheet 4 of 4		