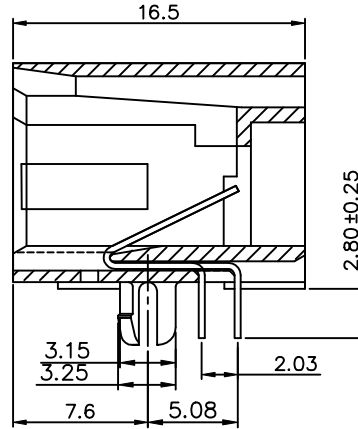
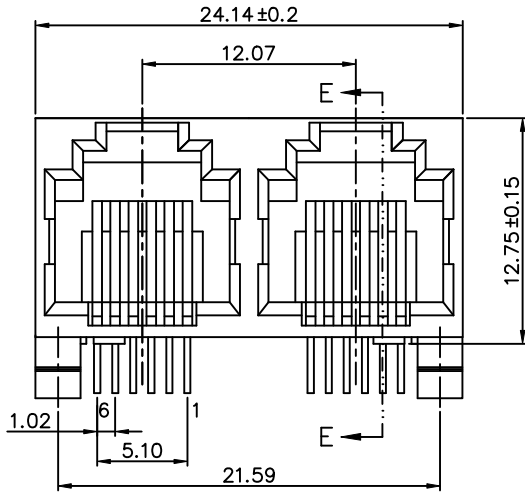
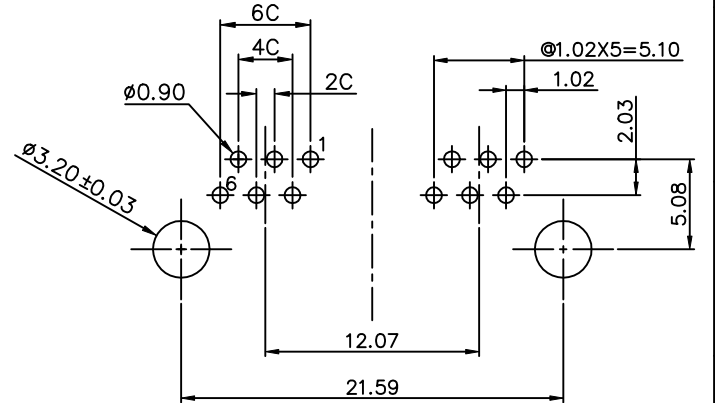


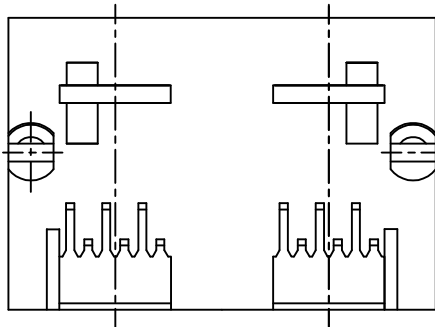
REVISION RECORD				
REV	ECO	DESCRIPTION	DRFT	CHKD
△		MODIFY DRAWING	ANKUJE	7/18/05



SECCION E-E



PC Board Layout Component Side Shown



NOTES:

ELECTRICAL:

- 1. VOLTAGE RATING : 125 VAC RMS.
- 2. CURRENT RATING : 1.5 AMP.
- 3. CONTACT RESISTANCE : 30 MILLIOHMS MAX.
- 4. INSULATION RESISTANCE: 1000 MEGOHMS MIN @ 500 VDC.
- 5. DIELECTRIC STRENGTH : 1000 VAC RMS 60Hz, 1MIN.

MECHANICAL:

- 1. HOUSING MATERIAL : HIGH TEMP. UL94V-0.
- 2. CONTACT MATERIAL : PHOSPHOR BRONZE t=0.35mm.
- △ 3. PLATING : 1: CONTACT AREA- SELECTIVE GOLD PLATING.
2: TAILS-TIN PLATING OVER NICKEL.
- 4. OPERATING LIFE : 750 CYCLES MIN.
- 5. PCB RETENTION PRE-SOLDER : 1 LB MIN.
- 6. PCB RETENTION POST-SOLDER: 10 LBS MIN.

ENVIRONMENTAL:

- 1. STORAGE : -40°C TO +85°C.
 - 2. OPERATION: 0°C TO 70°C.
 - △ 3. WAVE SOLDER TEMPERATURE: 255-265°C.(5-10 SECTION)
- MATES WITH MODULAR PLUG CONFORMING TO FCC PART 68, SUBPART F.
PART NUMBER: E566X-WOAXXX-L

- 2-6P2C
- 4-6P4C
- 6-6P6C
- 1- 3u" 2- 6u"
- 3-15u" 4-30u"
- 5-50u"

7F-FR52 BK
LF-FR52 GREY

DETACHED LISTS	MM (INCH)		DFTO SAMMY	DATE 03/14/05
	TOLERANCES EXCEPT AS NOTED		CHKDSAMMY	DATE2005/07/18
	MM	±	MFO	DATE
	.00 ± 0.15	±	APPVILUSHENG	DATE2005/07/18
ANGLES ± 0.5		MATERIAL :		
THIRD ANGLE PROJECTION		QT'Y :		
		FINISH :		
		SCALE :		

FULL RISE ELECTRONIC CO., LTD

TITLE
RJ11 DUAL PORT PCB JACK

DRAWING NO. GE563068-LA
/PART NO. SEE NOTE

DO NOT SCALE DRAWING SHEET OF

SIZE REV
A3 1