

TERMSERIES TRS 230VUC 1CO

Weidmüller Interface GmbH & Co. KG
 Klingenbergstraße 16
 D-32758 Detmold
 Germany
 Fon: +49 5231 14-0
 Fax: +49 5231 14-292083
 www.weidmueller.com



TERMSERIES relay module, complete modules consisting of

a relay and a base with AC/DC/UC coils, available in different versions:

- With screw and tension-clamp connection
- AgNi contact, optionally with hard gold-plated contacts
- 1 and 2 COs
- Optionally with multiple-voltage input: 24...230 V UC
- With various protective circuits in the input (free-wheel diode, RC element)
- Illuminated ejection lever

General ordering data

Type	TRS 230VUC 1CO
Order No.	1122820000
Version	TERMSERIES, Relay module, No. of contacts: 1 CO contact AgNi, Rated control voltage: 230 V UC ±10%, Continuous current: 6 A, Screw connection
GTIN (EAN)	4032248904907
Qty.	10 pc(s).

**TERMSERIES
TRS 230VUC 1CO**

Weidmüller Interface GmbH & Co. KG
 Klingenbergstraße 16
 D-32758 Detmold
 Germany
 Fon: +49 5231 14-0
 Fax: +49 5231 14-292083
 www.weidmueller.com

Technical data**Dimensions and weights**

Width	6.4 mm	Width (inches)	0.252 inch
Height	89.6 mm	Height (inches)	3.528 inch
Depth	87.8 mm	Depth (inches)	3.457 inch
Net weight	34 g		

Temperatures

Humidity	5–95% rel. humidity, $T_u = 40^\circ\text{C}$, no condensation	Operating temperature, max.	60 °C
Operating temperature, min.	-40 °C	Storage temperature, max.	85 °C
Storage temperature, min.	-40 °C	Operating temperature	-40 °C...60 °C
Storage temperature	-40 °C...85 °C		

Input

Rated control voltage	230 V UC \pm 10 %	Rated current AC	3.5 mA
Rated current DC	2.9 mA	Power rating	0.8 VA, 700 mW
Pull-in/drop-out voltage, typ.	164 V / 87 V AC 166 V / 89 V DC	Pull-in/drop-out current, typ.	2.4 mA / 0.9 mA AC 1.8 mA / 0.4 mA DC
Status indicator	Green LED	Protective circuit	Rectifier
Coil voltage of the replacement relay deviating from the rated control voltage	Yes	Coil voltage of the replacement relay	60 V DC

Output

Rated switching voltage	250 V AC	Max. switching voltage, AC	250 V
Max. switching voltage, DC	250 V	Continuous current	6 A
Inrush current	20 A / 20 ms	AC switching capacity (resistive), max.	1500 VA
DC switching capacity (resistive), max.	144 W @ 24 V	Switch-on delay	\leq 15 ms
Switch-off delay	\leq 50 ms	Min. switching power	1 mA @ 24 V, 10 mA @ 12 V, 100 mA @ 5 V
Max. switching frequency at rated load	0.1 Hz		

Contact data

Contact type	1 CO contact (AgNi)	Mechanical service life	5 x 10 ⁶ switching cycles
--------------	---------------------	-------------------------	--------------------------------------

General data

Mounting rail	TS 35	Test button	No
Mechanical switch position indicator	No	Colour	Black
UL 94 flammability rating	V-0		

Insulation coordination

Rated voltage	300 V	Surge voltage category	III
Pollution severity	2	Protection degree	IP20
Dielectric strength input – output	4 kV _{eff} / 1 min.	Creepage and clearance distance input – output	\geq 5.5 mm
Dielectric strength of open contact	1 kV _{eff} / 1 min	Dielectric strength to mounting rail	4 kV _{eff} / 1 min.
Impulse withstand voltage	6 kV (1.2/50 μ s)		

TERMSERIES
TRS 230VUC 1CO

Weidmüller Interface GmbH & Co. KG
 Klingenbergstraße 16
 D-32758 Detmold
 Germany
 Fon: +49 5231 14-0
 Fax: +49 5231 14-292083
 www.weidmueller.com

Technical data**Further details of approvals / standards**

Standards	EN 50178, EN 55011, EN 61000-6-1, 2, 4	Certificate No. (DNVGL)	TAA00001E5
Certificate no. (cULus)	E141197		

Connection data

Wire connection method	Screw connection	Stripping length, rated connection	8 mm
Tightening torque, max.	0.4 Nm	Clamping range, rated connection	1.5 mm ²
Clamping range, min.	0.14 mm ²	Clamping range, max.	2.5 mm ²
Wire connection cross section AWG, min.	AWG 26	Wire connection cross section AWG, max.	AWG 14
Wire cross-section, solid, min.	0.14 mm ²	Wire cross-section, solid, max.	2.5 mm ²
Wire connection cross-section, finely stranded, min.	0.14 mm ²	Wire connection cross section, finely stranded, max.	2.5 mm ²
Wire cross-section, finely stranded, min. (AWG)	AWG 26	Wire cross-section, finely stranded, max. (AWG)	AWG 14
Wire connection cross-section, finely stranded with wire-end ferrules DIN 46228/4, min.	0.25 mm ²	Wire connection cross-section, finely stranded with wire-end ferrules DIN 46228/4, max.	2.5 mm ²
Conductor cross-section, flexible, AEH (DIN 46228-1), min.	0.25 mm ²	Conductor cross-section, flexible, AEH (DIN 46228-1), max.	2.5 mm ²
Wire connection cross section, finely stranded, two clampable wires, min.	0.5 mm ²	Wire cross-section, finely stranded, two clampable wires, max.	1 mm ²
Twin wire-end ferrules, min.	0.5 mm ²	Twin wire-end ferrules, max.	1 mm ²
Blade size	size PHO	Gauge to IEC 60947-1	A1, B1

Rated data UL

Ambient temperature (operational), max. 60 °C	Connection cross-section AWG, min.	AWG 26
Connection cross-section AWG, max.	Type of conductor	rigid copper conductor, flexible copper conductor
Tightening torque, max.	Pollution severity level	2

Classifications

ETIM 5.0	EC001437	ETIM 6.0	EC001437
eClass 6.2	27-37-16-01	eClass 7.1	27-37-16-01
eClass 8.1	27-37-16-01	eClass 9.0	27-37-16-01
eClass 9.1	27-37-16-01		

Product information

Descriptive text ordering data	Spare relay Type: RSS1 13060 Orderno.: 4061630000
Descriptive text technical data	Accessories and dimensional drawings: refer to the TERMSERIES Accessories page.

Approvals

Approvals



ROHS Conform

Creation date October 9, 2018 8:32:03 PM CEST

Catalogue status 28.09.2018 / We reserve the right to make technical changes.

Data sheet**TERMSERIES
TRS 230VUC 1CO**

Weidmüller Interface GmbH & Co. KG
Klingenbergstraße 16
D-32758 Detmold
Germany
Fon: +49 5231 14-0
Fax: +49 5231 14-292083
www.weidmueller.com

Technical data**Downloads**

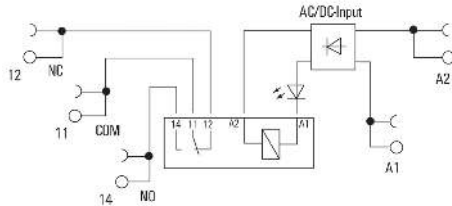
Approval/Certificate/Document of Conformity	DE_PA5600_160229_001.pdf
Brochure/Catalogue	CAT 4.2 ELECTR 18/19 EN
Engineering Data	EPLAN, WSCAD, Zuken E3.S
Engineering Data	STEP
User Documentation	Operating Instructions

**TERMSERIES
TRS 230VUC 1CO**

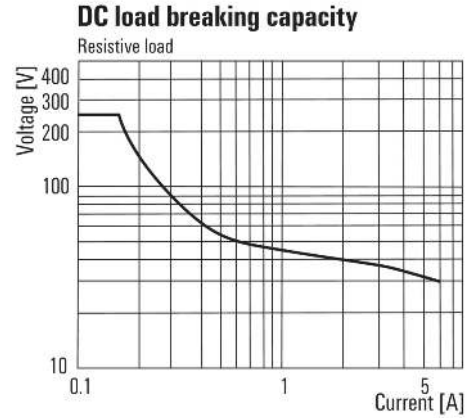
Weidmüller Interface GmbH & Co. KG
 Klingenbergstraße 16
 D-32758 Detmold
 Germany
 Fon: +49 5231 14-0
 Fax: +49 5231 14-292083
 www.weidmueller.com

Drawings

Wiring diagram

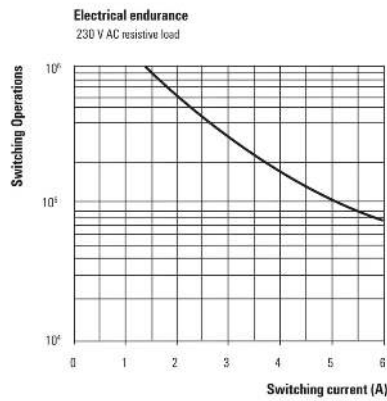


Graph



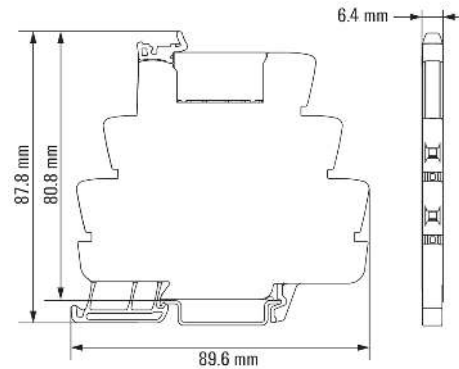
DC load limit curve

Graph



Electrical service life 230 V AC resistive load
230 V AC resistive load

Dimensional drawing

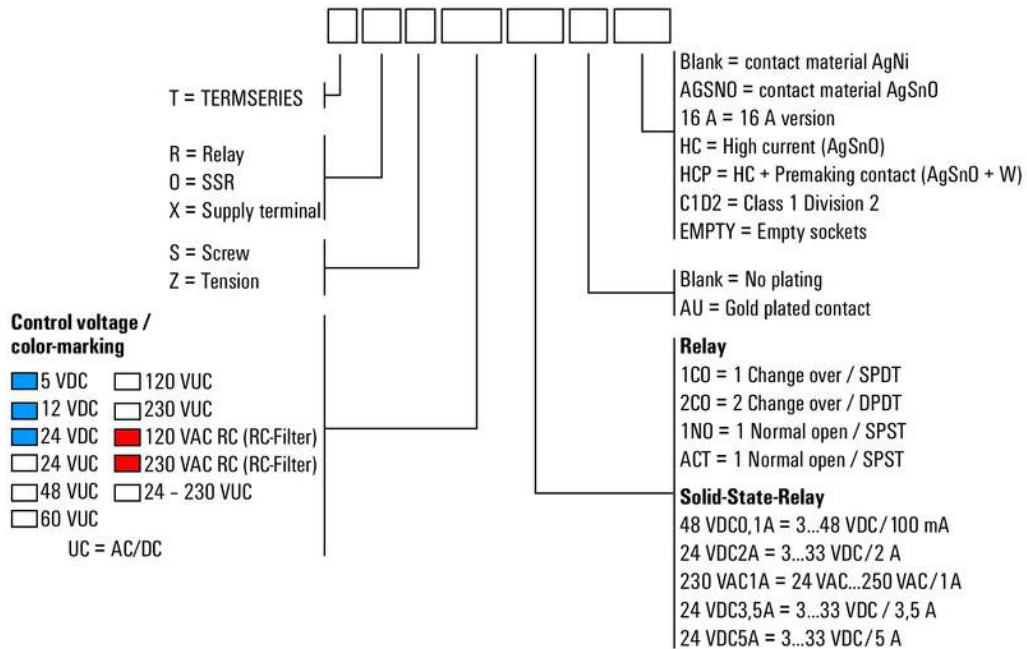


**TERMSERIES
TRS 230VUC 1CO**

Weidmüller Interface GmbH & Co. KG
 Klingenbergstraße 16
 D-32758 Detmold
 Germany
 Fon: +49 5231 14-0
 Fax: +49 5231 14-292083
 www.weidmueller.com

Drawings

Miscellaneous



Type codes