

Mini-Com® TX6™ PLUS UTP Coupler Modules and Patch Panel

specifications

Category 6/Class E, 8-position, female -to-female, UTP coupler module shall provide easy plug-and-play pass through connectivity. Coupler modules shall act as one connecting hardware component in the channel. Coupler modules shall be available individually or installed in a 24-port flat patch panel. Couplers shall be compatible with 6 or 8-position RJ45 UTP patch cords with T568A and T568B wiring schemes.



technical information

Category 6/Class E channel performance:	Exceeds channel requirements of ANSI/TIA-568.2-D Category 6 and ISO 11801 Class E standards at swept frequencies 1 to 250 MHz. Up to two couplers can be used per channel while maintaining Category 6/Class E performance.
FCC and ANSI compliance:	Meets ANSI/TIA-1096-A; contacts plated with 50 microinches of gold for superior performance
IEC compliance:	Meets IEC 60603-7 and IEC 60512-99-002
PoE and POH compliance:	Meets IEEE 802.3af/802.3at and 802.3bt type 3 and type 4. Supports Power over HDBaseT up to 100 watts
RoHs compliance:	Compliant
c(UL)us listed:	UL 1863 (Use as communications circuit accessory), CSA standard C22.2
Operating Temperature:	-10°C to 75°C (14°F to 167°F)

key features and benefits

100% performance tested	Confidence that each coupler will deliver the critical electrical performance requirements
Modular	Couplers snap in and out of all Mini-Com Faceplates, Modular Patch Panels and Industrial Bulkheads for easy moves, adds and changes
RJ45 interface	Industry standard interface provides a quick and easy plug and play connection to RJ45 patch cords; backwards compatible with Category 5e
Identification	Can be clearly identified with optional labels and icons for port identification
Populated patch	Factory installed 24-port patch panel mounts to standard EIA 19" panel version or 23" racks for greater system flexibility
Blockout device (optional)	Provides a simple and secure method to control access to data ports while not in use

applications

Mini-Com TX6 PLUS UTP Coupler Modules and Patch Panels are a component of the TX6 PLUS UTP Copper Cabling System. This end-to-end system is interoperable and backwards compatible for flexibility to protect network investments into the future. Couplers are designed to perform as one connector in the channel, allowing up to two couplers to be used in each channel while maintaining channel performance. Couplers are a reliable, modular solution, and ideal for setting up networks in a testing environment or during a planned system upgrade. With certified performance to the ANSI/TIA-568.2-D Category 6 and ISO 11801 Class E standards, this system will support the following applications:

- Ethernet 10BASE-T, 100BASE-T (Fast Ethernet), 1000BASE-T (Gigabit Ethernet)
- Digital video and broadband/baseband analog video
- Voice over Internet Protocol (VoIP)

Mini-Com TX6 PLUS UTP Coupler Modules

Coupler Module: CC688‡

Mini-Com TX6™PLUS UTP Coupler Patch Panel

24-port, 1 RU: CP24688BL

Accessories

Clear dust cap: MDC-C

Blockout device: PSL-DCJB-^^^

Phone icons: CIPIW-C

Data icons: CIDWH-C+

‡To designate color, add suffix BL (Black), IW (Off White), BU (Blue), GR (Green), OR (Orange), RD (Red), IG (International Gray) or YL (Yellow)..

^^^To designate color other than Red, add suffix BL (Black), BU (Blue), YL (Yellow), GR (Green), OR (Orange), IW (Off White) or IG (International Gray) at the end of the part number. 10/package

+To designate color other than WH (White), replace WH with BU (Blue), RD (Red), YL (Yellow), GR (Green), or OR (Orange) in the part number. 100/package

Note: Mini-Com Coupler Modules are not compatible with Surface Mount Boxes.

Mini-Com® TX6™ PLUS UTP Coupler Modules and Patch Panel

test results

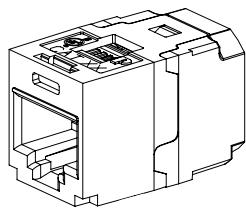
Mechanical Test	Test Method	Measurement	Typical Test Results
Normal Force	ANSI/TIA-1096-A	Load (grams)	> 100
Vibration	IEC 512-6d	Circuit Resistance (mOhms)	< 40
Shock	IEC 512-6c	Contact Disturbance (microsecond)	< 5
Durability	IEC 512-9a	Circuit Resistance (mOhms)	<40
Mating/Un-mating	IEC 512-13b	Mating Force (N)	< 20
		Un-mating Force (N)	< 20
Mating Cycles	IEC 60603-7	Number of Plug Insertions	> 2500

Electrical Test	Test Method	Measurement	Typical Test Results
Low Level Circuit Resistance	IEC 512-2a	Resistance (mOhms)	< 20
Dielectric Withstand Voltage	IEC 512-4a	1000 VAC, 1 minute	Passed
Insulation Resistance	IEC 512-3a	Resistance (MOhms)	> 500

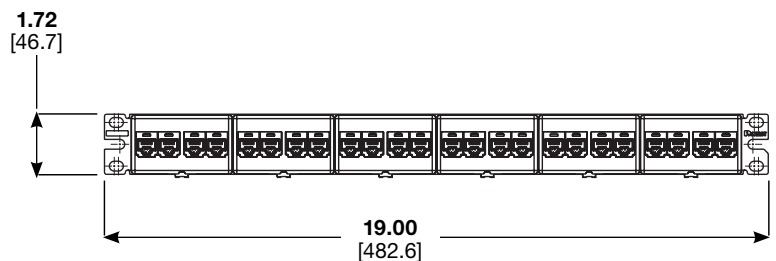
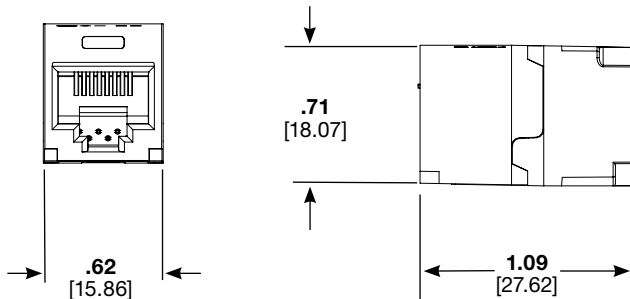
Environmental Test	Test Method	Measurement	Typical Test Results
Temperature Life	IEC 512-9b	Circuit Resistance (mOhms)	< 40
Humidity	IEC 512-11c	Circuit Resistance (mOhms)	< 40
Thermal Shock	IEC 512-11d	Circuit Resistance (mOhms)	< 40
Climatic Sequence	IEC 512-11a	Circuit Resistance (mOhms)	< 40
Flowing Mixed Gas Corrosion	IEC 512-11g	Circuit Resistance (mOhms)	< 40

Mini-Com Category 6 Coupler Module

24-Port Category 6 Coupler Patch Panel



Compatible with Mini-Com Faceplates and Modular Patch Panels



Dimensions are in inches. [Dimensions in brackets are metric].

WORLDWIDE SUBSIDIARIES AND SALES OFFICES

PANDUIT US/CANADA
Phone: 800.777.3300

PANDUIT EUROPE LTD.
London, UK
Phone: 44.20.8601.7200

PANDUIT SINGAPORE PTE. LTD.
Republic of Singapore
Phone: 65.6305.7575

PANDUIT JAPAN
Tokyo, Japan
Phone: 81.3.6863.6000

PANDUIT LATIN AMERICA
Guadalajara, Mexico
Phone: 52.33.3777.6000

PANDUIT AUSTRALIA PTY. LTD.
Victoria, Australia
Phone: 61.3.9794.9020

For a copy of Panduit product warranties, log on to www.panduit.com/warranty

For more information

Visit us at www.panduit.com
Contact Customer Service by email: cs@panduit.com
or by phone: 800.777.3300

© 2022 Panduit Corp.
ALL RIGHTS RESERVED.
COSP237-WW-ENG
11/2022