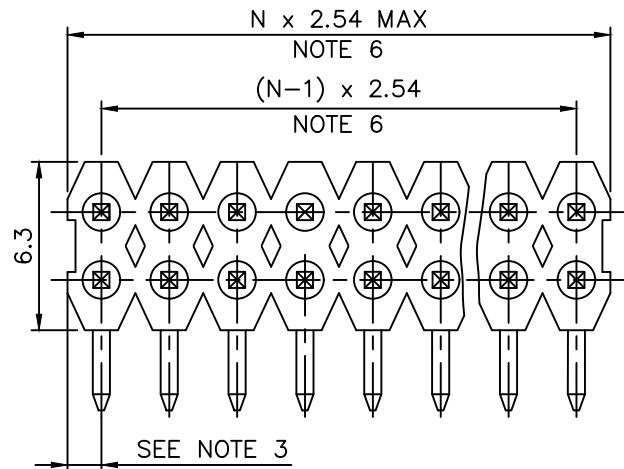


PRODUCT NUMBER

77319-YXX-XXLF

- RoHS COMPATIBLE
SEE NOTE 7
- TOTAL NB OF POSITIONS 04 TO 72
- PIN STYLE SEE SHEET 2
- PLATING SEE SHEET 2



NOTES:

1. HOUSING MAT'L : HIGH TEMPERATURE THERMOPLASTIC. UL94V-0 COLOR: BLACK
2. PIN MATERIAL : PHOSPHOR BRONZE
3. DIM $1.27^{+0.03}_{-0.13}$ FOR MOULDED SIDE(S) ONLY. IF SIDE(S) ARE BROKEN, DIM 1.02 TO 1.7 MAX APPLIES.

4. PRODUCT PACKAGED IN POLY BAGS.
5. 9N MIN RETENTION IN EITHER DIRECTION
6. TO DETERMINE DIMENSIONS :
N = NUMBER OF POSITIONS PER ROW
EXAMPLE : 8 POS $N \times 2.54 = 20.32\text{mm}$
7. RoHS COMPATIBLE PRODUCT SPECIFICATIONS

a - PLATING:

- "LF" MEANS THE PRODUCT IS LEAD-FREE, $2\mu\text{m}$ MINIMUM MATTE TIN OVER $1.27\mu\text{m}$ MINIMUM NICKEL UNDERPLATE.

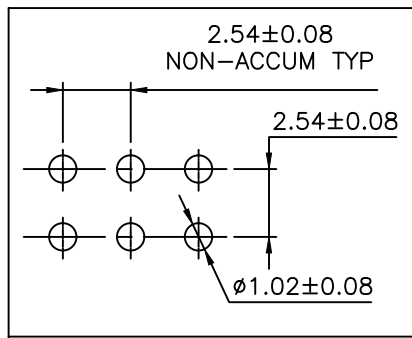
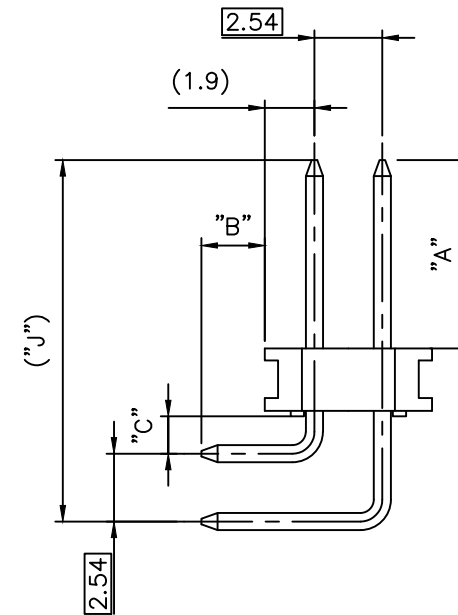
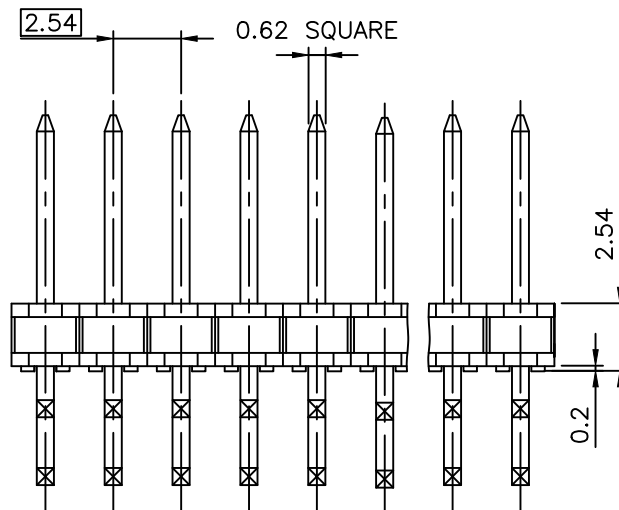
b - MANUFACTURING PROCESS COMPATIBILITY

- THE HOUSING WILL WITHSTAND EXPOSURE TO $260^{\circ}\text{C} \pm 5^{\circ}\text{C}$ SOLDER BATH TEMPERATURE FOR 5 SECONDS IN A WAVE SOLDER APPLICATION WITH A 1.6mm MIN THICK CIRCUIT BOARD.

c - LABELLING:

- MEETS PACKAGING SPECS AS PER GS-14-920

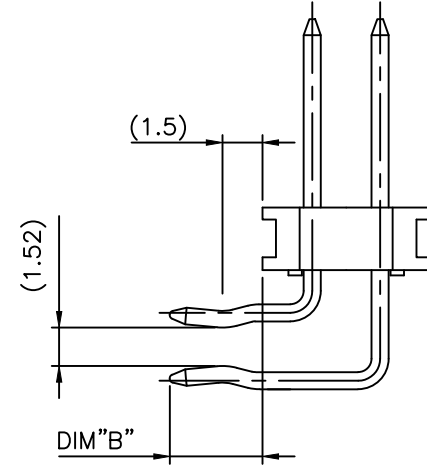
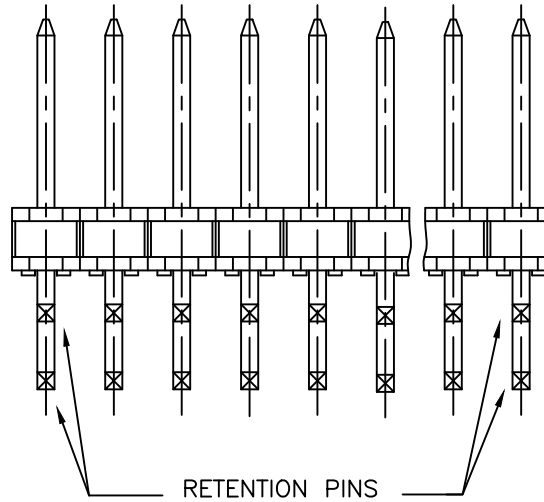
d - LEGAL STATEMENT: SEE GS-47-0004



RECOMMENDED HOLE PATTERN

mat'l. code				surface	tolerance	projection	product family
ISO 1302				ISO 406	ISO 1101		BERGSTIK
tolerances unless otherwise specified				angles		mm	title
linear				linear		scale 5:1	HEADER RA,DR, WIDE BODY 2.54mm
ltr	ecn no	dr	date	dr		sheet 1 of 2	
R	F08-0148	RTR	08.03.31	COMPAGNON J		size	
S	F11-0036	JCO	10.03.14	JMC		A3	
T	F11-0320	LMU	12.01.25	chr		dwg no	
U	B-18916	LMU	14.09.29	appd		77319	
V	F-47100	DDE	23.01.24	JMC		sheet 1 of 2	
P	F06-0207	LMU	06.07.27	JMC		size	
sheet index				revision		type	
1				U T		CUSTOMER Drawing	
2				1 2		A3	

PIN STYLE	PRODUCT DIMENSIONS			
	"A" ±0.15	"B" ±0.35	("C") REF	("J") REF
01	5.72	3.05	1.52	12.19
02	5.72	3.70	1.52	12.19
03	8.08	2.93	1.52	14.68
04	5.84	2.83	1.52	12.44
05	7.15	3.05	1.52	13.75
06	6.10	3.10	1.52	12.70
07	10.89	3.05	1.52	17.49



OPTION LETTER "R"
FOR RETENTION

77319-YXXRXXLF

NOTES:

- 4 PINS USED FOR RETENTION FEATURE ,2 AT EACH END
- RETENTION FEATURE ONLY AVAILABLE WHEN DIM "B" IS BETWEEN 2.9 AND 3.5mm.

ONLY AVAILABLE UPON REQUEST

77319-SXX-XXLF	0.38µm GXT FULL PLATED	
77319-GXX-XXLF	0.76µm GXT FULL PLATED	
77319-9XX-XXLF	0.2µm Au	2.0-7.5 Sn MATTE
77319-8XX-XXLF	0.38µm Au/GXT	2.0-7.5 Sn MATTE
77319-5XX-XXLF	0.25µm Au/GXT	2.0-7.5 Sn MATTE
77319-4XX-XXLF	3.81µm Sn FULL PLATED	
77319-2XX-XXLF	1.27µm Au	2.0-7.5 Sn MATTE
77319-1XX-XXLF	0.76µm Au/GXT	2.0-7.5 Sn MATTE
77319-1XXSXXLF	0.76µm Au/GXT	GOLD FLASH
PLATING CODE	CONTACT AREA	REMAINDER
	PLATING THICKNESS OVER 1.27µm Ni	

mat'l. code		surface	tolerance	projection	product family
		ISO 1302	ISO 406 ISO 1101		BERGSTIK
ltr	ecn no	dr	date	tolerances unless otherwise specified	title
R	F11-0320	LMU	12.01.25	angles linear	HEADER RA,DR, WIDE BODY 2.54mm
S	B-18916	LMU	14.09.29		mm
T	F-47100	DDE	23.01.24		scale 5:1
		dr	COMPAGNON J	95.11.15	dwg no
M	F05-0186	LMU	05.06.09	enfr	JMC
N	F06-0207	LMU	06.07.27	chr	95.11.15
P	F08-0148	RTR	08.03.31	appd	JMC
sheet	revision				
index	sheet				



sheet 2 of - size A3
77319
type CUSTOMER Drawing