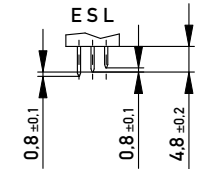


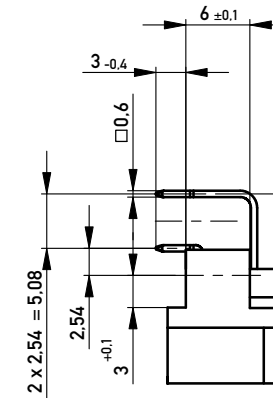
Stecklänge / mating length



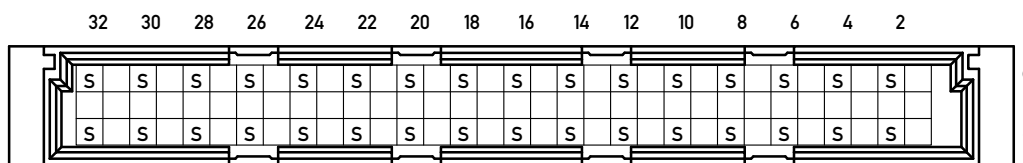
E = early mate, late break / voreilend

S = standard

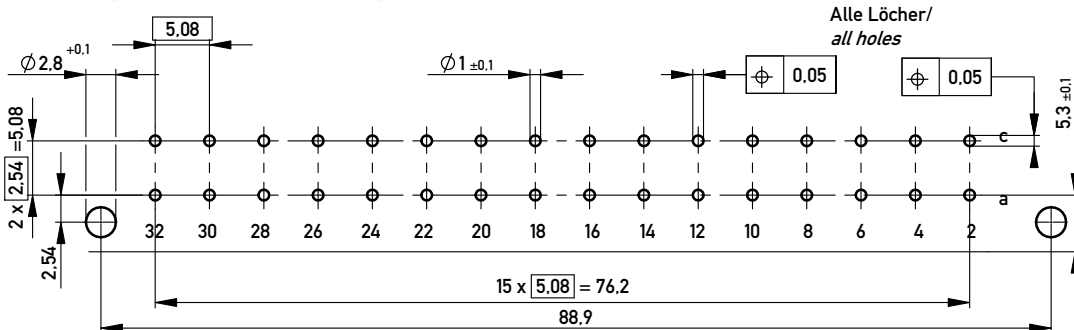
L = late mate, early break / nacheilend



Bestückungsplan / contact layout



Leiterplatten-Lochbild / PCB drillhole pattern



Steckseite AC / Anschlussseite AC / contact side AC / terminal Side AC

Lötanschluss 0,6 x 0,6 / solder terminal 0,6 x 0,6

Isolierwerkstoff / housing material : PBT GF 30

Bauart 4 / Type 4

Anforderungsstufe 2 = 400 Steckzyklen / performance class 2 = 400 mating cycles

Fehlende Maße und Angaben gemäss IEC 60603-2 / DIN EN 60603-2

Missing information and dimensions according to IEC 60603-2

Bedruckung siehe Zeichnung 294905

Marking see drawing 294905

Information:		Tolerances		Scale	2:1
All rights reserved. Only for Information. To ensure that this is the latest version of this drawing, please contact one of the ERNI companies before using.		All Dimensions in mm		Designation	
Subject to modification without prior notice. Drawing will not be updated.				Messерleiste D32 Löt Male con. D32 solder	
www.ERNI.com		354868		1	
Index		Date		A3	
21.10.2008		Class		STVD	

Copyright by ERNI GmbH. Proprietary notice pursuant to ISO 16016 to be observed.