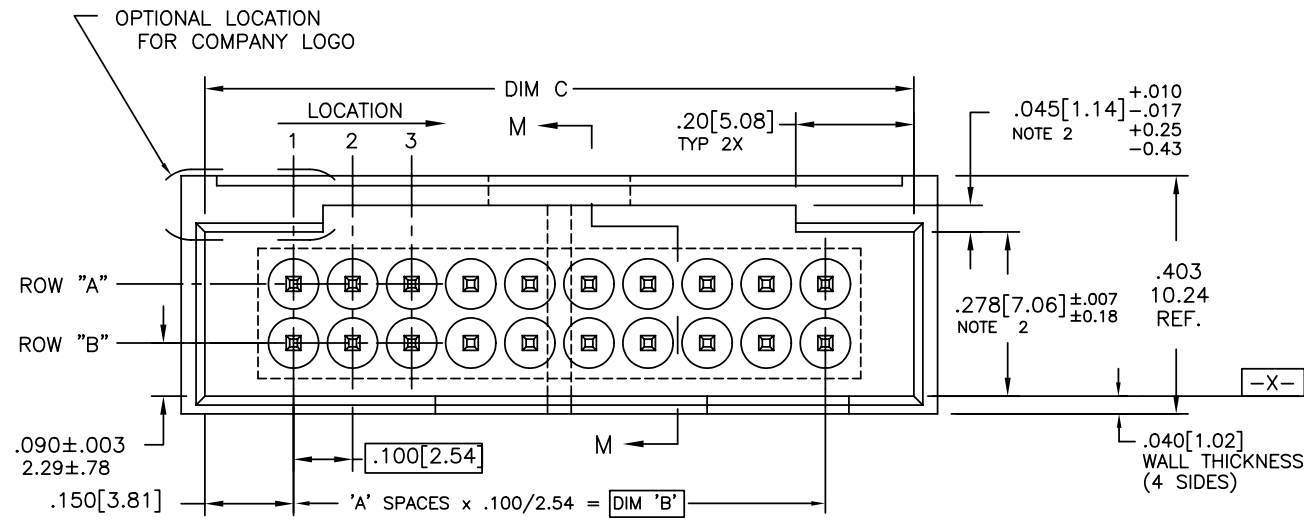
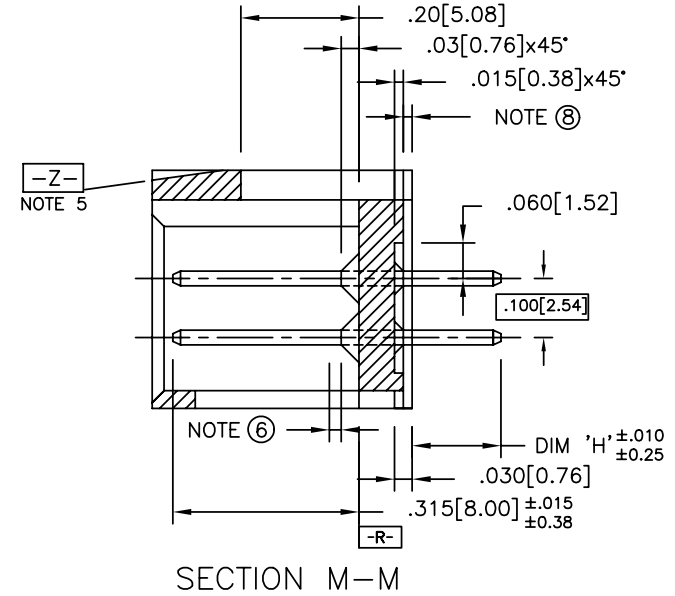
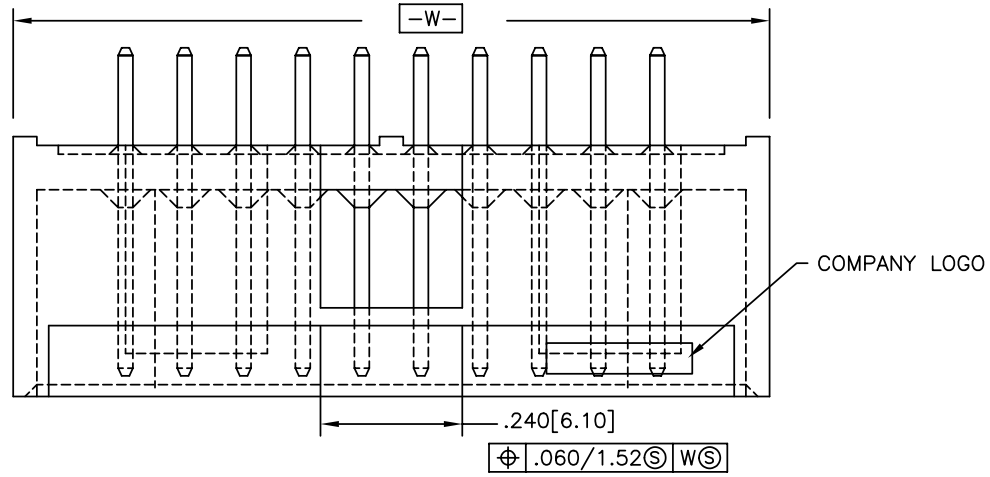
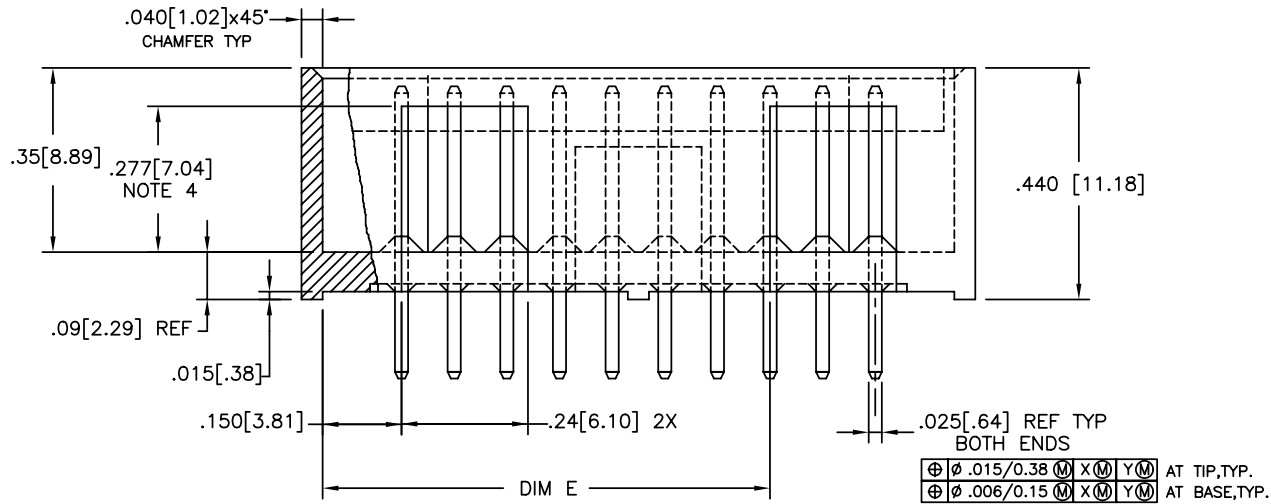


PRODUCT NUMBER
SEE TABLE



mat'l. code NOTE 1				surface ISO 1302 ✓		tolerance ISO 406 ISO 1101		projection INCH/MM		product family HEADER	
tolerances unless otherwise specified				angles		linear		scale 3:1		title STRAIGHT HEADER FOR FLAT CABLE RECEPT.	
A	APPD	JRL	4/3/85							dwg no 68648	
B	V81248	SAR	7/21/98							sheet 1 of 4 size A3	
C	M05-0167	ERE	7/23/05	0° ±2'						type Product Customer Drawing	
D	M07-0116	AGS	2/24/07	dr	COPENHAVER	7/10/84					
E	M07-0238	AGS	5/23/07	engr	P. SMITH	4/10/85					
F	N07-0150	MHT	8/01/07	chr	P. SMITH	4/10/85					
G	ELX-N-13978	DCS	2013-01-28	appd	P. SMITH	4/10/85					
sheet	revision	G	G	G	G						
index	sheet	1	2	3	4						

PRODUCT NUMBER
SEE TABLE



VIEW G-G

NOTES:

- 1 TERMINAL MATERIAL:
3/4 HARD PHOS BRONZE ALLOY UNS-C51000
- 2 TERMINAL PLATING:
(1) 30μ"/0.76μ AU OR GXT over 50μ"/1.27μ NICKEL ON SWAGED TIPS AT MFG. OPTION
(2) 30μ"/0.76μ AU over 50μ"/1.27μ NICKEL ON SWAGED TIPS AT MFG. OPTION
- 3 MOLDING MAT'L:
GLASS-FILLED POLYESTER, FLAME RETARDENT PER UL94V-0, COLOR: BLACK
- 4 .020/0.51 MAX FLASH PERMISSIBLE AROUND ALL WINDOWS
- 5 COMPANY LOGO TO BE MOLDED IN ON DATUM SURFACE
[-Z-] APPROXIMATELY AS SHOWN
- 6 .030/0.76 MAX FLASH PERMISSIBLE ON PINS (BOTH SIDES)
- 7 OTHER PLATINGS ARE AVAILABLE ON 68419 & 68649. END OF PINS
- 8 .015/0.38 MAX FLASH PERMISSIBLE ON THIS END OF PINS.
09. ADD "LF" SUFFIX AT THE END OF PART NUMBER FOR LEAD FREE OPTION
10. THIS PRODUCT MEETS EUROPEAN UNION DIRECTIVES AND OTHER COUNTRY REGULATION AS DESCRIBED IN GS-22-008.
11. THE HOUSING WILL WITHSTAND EXPOSURE TO 260°C PEAK TEMPERATURE FOR 15 SECONDS IN A WAVE SOLDER APPLICATION WITH A 1.5mm MINIMUM THICK CIRCUIT BOARD. SEE APPLICATION NOTES/PROCEDURES IF THEY ARE AVAILABLE.

mat'l. code		surface ISO 1302 ✓	tolerance ISO 406 ISO 1101	projection INCH/MM	product family HEADER
ltr	ecn no	dr	date	tolerances unless otherwise specified	title
G				angles linear XX±.01/XX±0.3 XXX±.005/XXX±0.13 0°±2' XXX±.0020/XXX±0.05	STRAIGHT HEADER FOR FLAT CABLE RECEIPT.
				dr COPENHAVER 7/10/84	scale 3:1
				enr P. SMITH 4/10/85	dwg no sheet 2 of 4 size
				chr P. SMITH 4/10/85	68648 A3
				appd P. SMITH 4/10/85	type Product Customer Drawing
sheet index	revision sheet				

PRODUCT NO	NO.OF	DIM C	DIM C	DIM B	DIM B	DIM D	DIM D	DIM E	DIM E	DIM H	DIM H	"A"	PLATING CODE		
NOTE 10	POS.	ENGLISH	METRIC	ENGLISH	METRIC	ENGLISH	METRIC	ENGLISH	METRIC	ENGLISH	METRIC	SPACES			
68648-001	6	0.500	12.70	0.200	5.08	0.150	3.81	0.000	0.00	0.130	3.30	2	SEE NOTE 2 (1)	-	-
68648-002	8	0.600	15.24	0.300	7.62	0.150	3.81	0.000	0.00	0.130	3.30	3	SEE NOTE 2 (1)	-	-
68648-003	10	0.700	17.78	0.400	10.16	0.250	6.35	0.000	0.00	0.130	3.30	4	SEE NOTE 2 (1)	-	-
68648-004	12	0.800	20.32	0.500	12.70	0.250	6.35	0.000	0.00	0.130	3.30	5	SEE NOTE 2 (1)	-	-
68648-005	14	0.900	22.86	0.600	15.24	0.350	8.89	0.000	0.00	0.130	3.30	6	SEE NOTE 2 (1)	-	-
68648-006	16	1.000	25.40	0.700	17.78	0.350	8.89	0.000	0.00	0.130	3.30	7	SEE NOTE 2 (1)	-	-
68648-007	18	1.100	27.94	0.800	20.32	0.450	11.43	0.000	0.00	0.130	3.30	8	SEE NOTE 2 (1)	-	-
68648-008	20	1.200	30.48	0.900	22.86	0.150	3.81	0.850	21.59	0.130	3.30	9	SEE NOTE 2 (1)	-	-
68648-009	22	1.300	33.02	1.000	25.40	0.150	3.81	0.950	24.13	0.130	3.30	10	SEE NOTE 2 (1)	-	-
68648-010	24	1.400	35.56	1.100	27.94	0.150	3.81	1.050	26.67	0.130	3.30	11	SEE NOTE 2 (1)	-	-
68648-011	26	1.500	38.10	1.200	30.48	0.150	3.81	1.150	29.21	0.130	3.30	12	SEE NOTE 2 (1)	-	-
68648-012	28	1.600	40.64	1.300	33.02	0.150	3.81	1.250	31.75	0.130	3.30	13	SEE NOTE 2 (1)	-	-
68648-013	30	1.700	43.18	1.400	35.56	0.150	3.81	1.350	34.29	0.130	3.30	14	SEE NOTE 2 (1)	-	-
68648-014	32	1.800	45.72	1.500	38.10	0.150	3.81	1.450	36.83	0.130	3.30	15	SEE NOTE 2 (1)	-	-
68648-015	34	1.900	48.26	1.600	40.64	0.150	3.81	1.550	39.37	0.130	3.30	16	SEE NOTE 2 (1)	-	-
68648-016	36	2.000	50.81	1.700	43.18	0.150	3.81	1.650	41.91	0.130	3.30	17	SEE NOTE 2 (1)	-	-
68648-017	38	2.100	53.34	1.800	45.72	0.150	3.81	1.750	44.45	0.130	3.30	18	SEE NOTE 2 (1)	-	-
68648-018	40	2.200	55.88	1.900	48.26	0.150	3.81	1.850	46.99	0.130	3.30	19	SEE NOTE 2 (1)	-	-
68648-019	42	2.300	58.42	2.000	50.80	0.150	3.81	1.950	49.53	0.130	3.30	20	SEE NOTE 2 (1)	-	-
68648-020	44	2.400	60.96	2.100	53.34	0.150	3.81	2.050	52.07	0.130	3.30	21	SEE NOTE 2 (1)	-	-
68648-021	46	2.500	63.50	2.200	55.88	0.150	3.81	2.150	54.61	0.130	3.30	22	SEE NOTE 2 (1)	-	-
68648-022	48	2.600	66.04	2.300	58.42	0.150	3.81	2.250	57.15	0.130	3.30	23	SEE NOTE 2 (1)	-	-
68648-023	50	2.700	68.58	2.400	60.96	0.150	3.81	2.350	59.69	0.130	3.30	24	SEE NOTE 2 (1)	-	-
68648-024	52	2.800	71.12	2.500	63.50	0.150	3.81	2.450	62.23	0.130	3.30	25	SEE NOTE 2 (1)	-	-
68648-025	54	2.900	73.66	2.600	66.04	0.150	3.81	2.550	64.77	0.130	3.30	26	SEE NOTE 2 (1)	-	-
68648-026	56	3.000	76.20	2.700	68.58	0.150	3.81	2.650	67.31	0.130	3.30	27	SEE NOTE 2 (1)	-	-
68648-027	58	3.100	78.74	2.800	71.12	0.150	3.81	2.750	69.85	0.130	3.30	28	SEE NOTE 2 (1)	-	-
68648-028	60	3.200	81.28	2.900	73.66	0.150	3.81	2.850	72.39	0.130	3.30	29	SEE NOTE 2 (1)	-	-
68648-029	62	3.300	83.82	3.000	76.20	0.150	3.81	2.950	74.93	0.130	3.30	30	SEE NOTE 2 (1)	-	-
68648-030	64	3.400	86.36	3.100	78.74	0.150	3.81	3.050	77.47	0.130	3.30	31	SEE NOTE 2 (1)	-	-

mat'l. code		surface ISO 1302 <input checked="" type="checkbox"/>		tolerance ISO 406 ISO 1101		projection 		product family HEADER	
ltr	ecn no	dr	date	tolerances unless otherwise specified		title			
G				angles	linear	INCH/MM		STRAIGHT HEADER FOR FLAT CABLE RECEPT.	
				0°±2'		scale 3:1		dwg no	
				dr	COPENHAVER	7/10/84	sheet 3 of 4		size
				engr	P. SMITH	4/10/85	68648		A3
				chr	P. SMITH	4/10/85	type		Product Customer Drawing
				appd	P. SMITH	4/10/85			
sheet index	revision sheet								

PRODUCT NO	NO.OF	DIM C	DIM C	DIM B	DIM B	REAR SLOT WIDTH				DIM H	DIM H	'A'	PLATING CODE	-	-
						DIM D	DIM D	DIM E	DIM E						
NOTE 10	PINS	ENGLISH	METRIC	ENGLISH	METRIC	ENGLISH	METRIC	ENGLISH	METRIC	ENGLISH	METRIC	SPACES			
68648-031	66	3.500	88.90	3.200	81.28	0.150	3.81	3.150	80.01	0.130	3.30	32	SEE NOTE 2 (1)	-	-
68648-032	68	3.600	91.44	3.300	83.82	0.150	3.81	3.250	82.55	0.130	3.30	33	SEE NOTE 2 (1)	-	-
68648-033	70	3.700	93.98	3.400	86.36	0.150	3.81	3.350	85.09	0.130	3.30	34	SEE NOTE 2 (1)	-	-
68648-034	72	3.800	96.52	3.500	88.90	0.150	3.81	3.450	87.63	0.130	3.30	35	SEE NOTE 2 (1)	-	-
68648-035	10	0.700	17.78	0.400	10.16	0.250	6.35	0.000	0.00	0.155	3.94	4	SEE NOTE 2 (1)	-	-
68648-036	14	0.900	22.86	0.600	15.24	0.350	8.89	0.000	0.00	0.155	3.94	6	SEE NOTE 2 (1)	-	-
68648-037	20	1.200	30.48	0.900	22.86	0.150	3.81	0.850	21.59	0.155	3.94	9	SEE NOTE 2 (1)	-	-
68648-038	26	1.500	38.10	1.200	30.48	0.150	3.81	1.150	29.21	0.155	3.94	12	SEE NOTE 2 (1)	-	-
68648-039	32	1.800	45.72	1.500	38.10	0.150	3.81	1.450	36.83	0.155	3.94	15	SEE NOTE 2 (1)	-	-
68648-040	40	2.200	55.88	1.900	48.26	0.150	3.81	1.850	46.99	0.155	3.94	19	SEE NOTE 2 (1)	-	-
68648-041	50	2.700	68.58	2.400	60.96	0.150	3.81	2.350	59.69	0.155	3.94	24	SEE NOTE 2 (1)	-	-
68648-042	I N A C T I V E														
68648-043	I N A C T I V E														
68648-044	I N A C T I V E														
68648-045	8	0.600	15.24	0.300	7.62	0.150	3.81	0.000	0.00	0.130	3.30	3	SEE NOTE 2 (2)	-	-
68648-046	10	0.700	17.78	0.400	10.16	0.250	6.35	0.000	0.00	0.130	3.30	4	SEE NOTE 2 (2)	-	-
68648-047	14	0.900	22.86	0.600	15.24	0.350	8.89	0.000	0.00	0.130	3.30	6	SEE NOTE 2 (2)	-	-
68648-048	16	1.000	25.40	0.700	17.78	0.350	8.89	0.000	0.00	0.130	3.30	7	SEE NOTE 2 (2)	-	-
68648-049	20	1.200	30.48	0.900	22.86	0.150	3.81	0.850	21.59	0.130	3.30	9	SEE NOTE 2 (2)	-	-
68648-050	22	1.300	33.02	1.000	25.40	0.150	3.81	0.950	24.13	0.130	3.30	10	SEE NOTE 2 (2)	-	-
68648-051	24	1.400	35.56	1.100	27.94	0.150	3.81	1.050	26.67	0.130	3.30	11	SEE NOTE 2 (2)	-	-
68648-052	26	1.500	38.10	1.200	30.48	0.150	3.81	1.150	29.21	0.130	3.30	12	SEE NOTE 2 (2)	-	-
68648-053	34	1.900	48.26	1.600	40.64	0.150	3.81	1.550	39.37	0.130	3.30	16	SEE NOTE 2 (2)	-	-
68648-054	40	2.200	55.88	1.900	48.26	0.150	3.81	1.850	46.99	0.130	3.30	19	SEE NOTE 2 (2)	-	-
68648-055	50	2.700	68.58	2.400	60.96	0.150	3.81	2.350	59.69	0.130	3.30	24	SEE NOTE 2 (2)	-	-
68648-056	12	0.800	20.32	0.500	12.70	0.250	6.35	0.000	0.00	0.130	3.30	5	SEE NOTE 2 (2)	-	-
68648-057	6	0.500	12.70	0.200	5.08	0.150	3.81	0.000	0.00	0.130	3.30	2	SEE NOTE 2 (2)	-	-
68648-058	30	1.700	43.18	1.400	35.56	0.150	3.81	1.350	34.29	0.130	3.30	14	SEE NOTE 2 (2)	-	-

mat'l. code		surface ISO 1302 ✓		tolerance ISO 406 ISO 1101		projection 		product family HEADER	
ltr	ecn no	dr	date	tolerances unless otherwise specified		title		STRAIGHT HEADER FOR FLAT CABLE RECEPT.	
G				angles	linear	INCH/MM		dwg no	
				0°±2'		scale 3:1		sheet 4 of 4 size	
				dr	COPENHAVER	7/10/84		68648	
				enr	P. SMITH	4/10/85		A3	
				chr	P. SMITH	4/10/85		type	
				appd	P. SMITH	4/10/85		Product Customer Drawing	
sheet index	revision sheet								