



MX555LBB162M000

Ultra-Low Jitter 162MHz LVDS XO

ClockWorks® FUSION

General Description

The MX555LBB162M000 is an ultra-low phase jitter XO with LVDS output optimized for high line rate applications.

Features

- 162MHz LVDS
- Typical phase noise:
 - 100fs (Integration range: 1.875MHz-20MHz)
- ±50ppm total frequency stability
- -40°C to +85°C temperature range
- Industry standard 6-Pin 5mm x 3.2mm LGA package

Absolute Maximum Ratings¹

| | |
|--|-----------------|
| Supply Voltage (VIN)..... | +4.6V |
| Lead Temperature (soldering, 10s)..... | 260°C |
| Case Temperature..... | 115°C |
| Storage Temperature (T _S)..... | -65°C to +125°C |
| ESD Machine Model..... | 200V |
| ESD Rating (HBM)..... | 2kV |

Operating Ratings²

| | |
|---------------------------------------|-------------------|
| Supply Voltage (VIN)..... | +2.375V to +3.63V |
| Ambient Temperature (TA)..... | -40°C to +85°C |
| Junction Thermal Resistance | |
| LGA (T _{JA}) Still Air..... | 58°C/W |

Electrical Characteristics

VDD = 2.375 - 3.63V, TA = -40°C to +85°C, outputs terminated with 100 Ohms between Q and /Q.³

| Symbol | Parameter | Condition | Min. | Typ. | Max. | Units |
|--------|--|---|-------|------------|-------|-------|
| IDD | Supply Current | | | 90 | 100 | mA |
| F0 | Center Frequency | | | 162 | | MHz |
| | Frequency Stability | Note 4 | | | ±50 | ppm |
| ∅j | Phase Noise | Integration Range (12kHz to 20MHz) Integration Range (1.875MHz to 20MHz) | | 220 100 | | fsRMS |
| Tstart | Start-Up Time | | | | 20 | ms |
| TR/TF | Rise/Fall time | | 100 | | 400 | ps |
| | Duty Cycle | | 45 | | 55 | % |
| VOH | Output High Voltage VOH max = VCM max + 1/2 VOD max | LVDS output levels | 1.248 | 1.375 | 1.602 | V |
| VOL | Output Low Voltage VOL min = VCM min - 1/2 VOD max | LVDS output levels | 0.898 | 1.025 | 1.252 | V |
| VOD | Output Differential Voltage | | 247 | 350 | 454 | mV |
| VCM | Common Mode Output Voltage | | 1.125 | 1.2 | 1.375 | V |

Notes:

1. Exceeding the absolute maximum ratings may damage the device.
2. The device is not guaranteed to function outside its operating ratings.
3. Guaranteed after thermal equilibrium.
4. Inclusive of initial accuracy, temperature drift, aging, shock, vibration.

ClockWorks is a registered trademark of Microchip Technology Inc.

Microchip Technology Inc.

<http://www.microchip.com>

October 30, 2019
MX555LB1-8414

Revision 1.0
tcghelp@microchip.com

Ordering Information

| Ordering Part Number | Marking Line 1 | Marking Line 3 | Shipping | Package |
|----------------------|----------------|----------------|---------------|-----------------------|
| MX555LBB162M000 | MX555L | BB1620 | Tube | 6-Pin 5mm x 3.2mm LGA |
| MX555LBB162M000-TR | MX555L | BB1620 | Tape and Reel | 6-Pin 5mm x 3.2mm LGA |

Devices are Green and RoHS compliant. Sample material may have only a partial top mark.

Pin Configuration



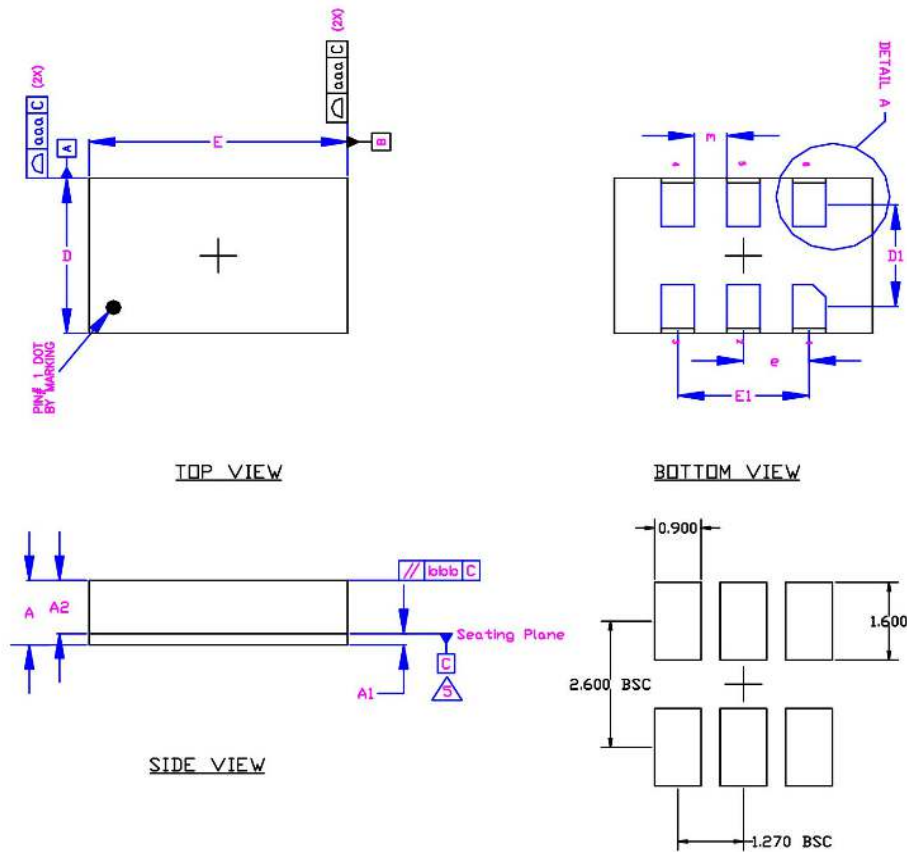
Pin Description

| Pin Number | Pin Name | Pin Type | Pin Level | Pin Function |
|------------|----------|----------|-----------|---|
| 1 | OE | I, SE | LVC MOS | Output Enable, disables output to tri-state, 0 = Disabled, 1 = Enabled, 50k Ohms Pull-Up (Internal) |
| 2 | DNC | | | Make no connection, leave floating. |
| 3 | GND | PWR | | Power Supply Ground |
| 4, 5 | Q, /Q | O, Diff | LVDS | Clock Output Frequency = 162MHz |
| 6 | VDD | PWR | | Power Supply |

Environmental Specifications

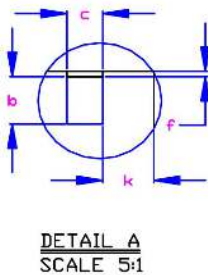
| | |
|------------------------------|--|
| Thermal Shock | MIL-STD-883, Method 1011, Condition A |
| Moisture Resistance | MIL-STD-883, Method 1004 |
| Mechanical Shock | MIL-STD-883, Method 2002, Condition E |
| Mechanical Vibration | MIL-STD-883, Method 2007, Condition C |
| Resistance to Soldering Heat | J-STD-020C, Table 5-2 Pb-free devices (except 2 cycles max) |
| Hazardous Substance | Pb-Free / RoHS / Green Compliant |
| Solderability | JESD22-B102-D Method 2 (Preconditioning E) |
| Terminal Strength | MIL-STD-883, Method 2004, Test Condition D |
| Gross Leak | MIL-STD-883, Method 1014, Condition C |
| Fine Leak | MIL-STD-883, Method 1014, Condition A2, R1=2x10 ⁻⁸ atm cc/s |
| Solvent Resistance | MIL-STD-202, Method 215 |

Package Information and Recommended Land Pattern for 6-Pin LGA³

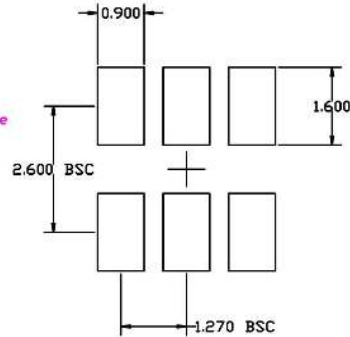


| Dimensional Tol. | |
|------------------|-------|
| aaa | 0.100 |
| bbb | 0.170 |

| Dimensional Ref. | | | |
|------------------|-----------|-------|-------|
| REF. | Min. | Nom. | Max. |
| A | 1.260 | 1.330 | 1.400 |
| A1 | 0.190 | 0.230 | 0.270 |
| A2 | 1.070 | 1.100 | 1.130 |
| D | 3.100 | 3.200 | 3.300 |
| D1 | 2.100 BSC | | |
| E | 4.900 | 5.100 | 5.100 |
| E1 | 2.540 BSC | | |
| b | 0.850 | 0.900 | 0.950 |
| c | 0.850 | 0.900 | 0.950 |
| e | 1.270 BSC | | |
| f | 0.850 | 0.100 | 0.150 |
| k | 0.860 | 0.910 | 0.960 |
| m | 0.580 | 0.630 | 0.680 |
| n | 6 | | |



RECOMMENDED LAND PATTERN



- Notes**
1. Dimensioning and Tolerancing per ASME Y14.5M-1994.
 2. Dimensions are in millimeters.
 3. 'e' represents the basic LGA pitch
 4. 'n' is the maximum no. of Land for a specified Package.
 5. Package warp shall be 0.050 max.
 6. Substrate base is BT Resin
 7. The Pin#1 corner must be identified on top side only.
 8. Reference Jeduc Spec M0-220

Note:
3. Package information is correct as of the publication date. For updates and most current information, go to www.microchip.com.

Microchip Technology Inc.

<http://www.microchip.com>

Microchip makes no representations or warranties with respect to the accuracy or completeness of the information furnished in this data sheet. This information is not intended as a warranty and Microchip does not assume responsibility for its use. Microchip reserves the right to change circuitry, specifications and descriptions at any time without notice. No license, whether express, implied, arising by estoppel or otherwise, to any intellectual property rights is granted by this document. Except as provided in Microchip's terms and conditions of sale for such products, Microchip assumes no liability whatsoever, and Microchip disclaims any express or implied warranty relating to the sale and/or use of Microchip products including liability or warranties relating to fitness for a particular purpose, merchantability, or infringement of any patent, copyright or other intellectual property right.

© 2019 Microchip Technology Inc.