



FullAXS

TE Internal #: 2-2061348-0

Rugged Fiber Cable Assemblies, Fiber Optic Cable (FOCAB), .216 in [5.5 mm] Diameter, 2 Fibers, Blue, Blue, Black Cable, Standard Boot Type (Left)

[View on TE.com >](#)

Fiber Optics > Fiber Optic Cable Assemblies > Rugged Fiber Cable Assemblies

Fiber Optic Cable Type: **Fiber Optic Cable (FOCAB)**

Cable Assembly Fiber Diameter: **9/125 μm**

Outside Cable Diameter: **5.5 mm [.216 in]**

Number of Fibers: **2**

Connector Color (End A): **Blue**

Features

Product Type Features

Protection & Strain Relief Accessory Type	Protective Cap
Fiber Optic Cable Type	Fiber Optic Cable (FOCAB)
Fiber Optic Mode	Singlemode
Connector Type (End A)	LC with ODVA Adapter Plug
Connector Type (End B)	LC Duplex Plug
Cable Assembly Type	LC with ODVA Adapter to LC Duplex
Fiber Type	SM

Configuration Features

Exit Angle to Exit Angle	180° to 180°
Number of Fibers	2
Cable Buffering	Tight Buffer

Body Features

Connector Color (End A)	Blue
Connector Color (End B)	Blue
Cable Color	Black
Boot Type (Left)	Standard
Boot Type (Right)	Bend Limiting
Boot Color (Left)	Black
Boot Color (Right)	Blue

Dimensions



Cable Assembly Fiber Diameter	9/125 μ m
Outside Cable Diameter	5.5 mm[.216 in]

Other

Cable Assembly Length	19.8 – 20.2 m
-----------------------	---------------

Product Compliance

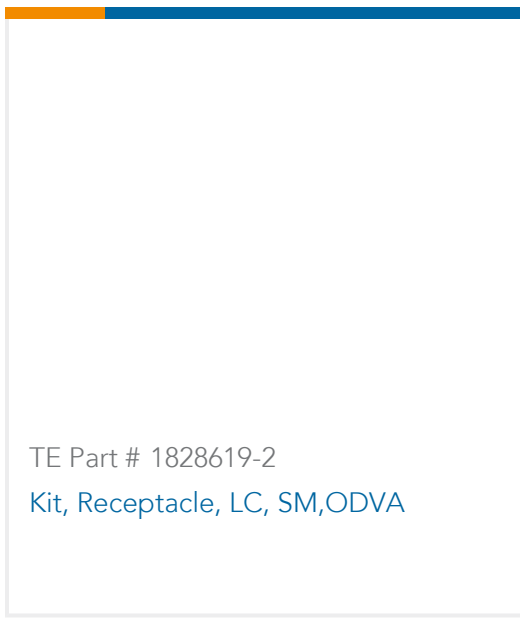
[For compliance documentation, visit the product page on TE.com>](#)

EU RoHS Directive 2011/65/EU	Compliant with Exemptions
EU ELV Directive 2000/53/EC	Compliant with Exemptions
China RoHS 2 Directive MIIT Order No 32, 2016	Restricted Materials Above Threshold
EU REACH Regulation (EC) No. 1907/2006	Current ECHA Candidate List: JUNE 2023 (235) Candidate List Declared Against: DEC 2010 (44) SVHC > Threshold: Not Yet Reviewed
Halogen Content	Not Yet Reviewed for halogen content
Solder Process Capability	Not applicable for solder process capability

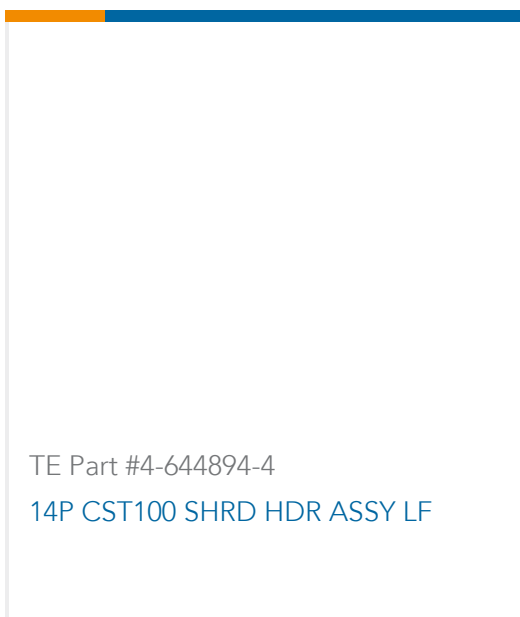
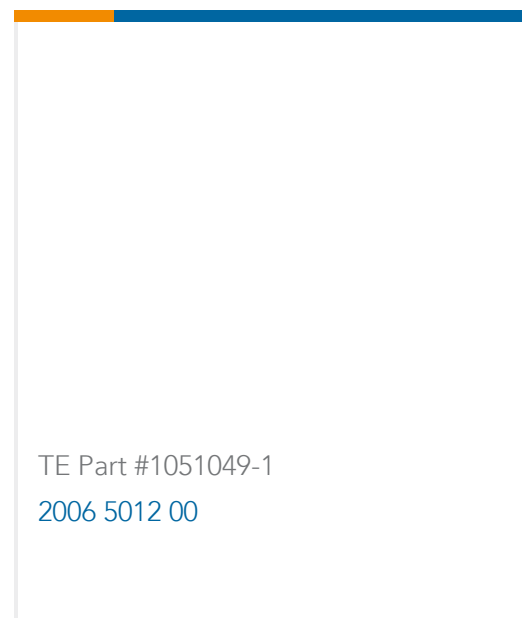
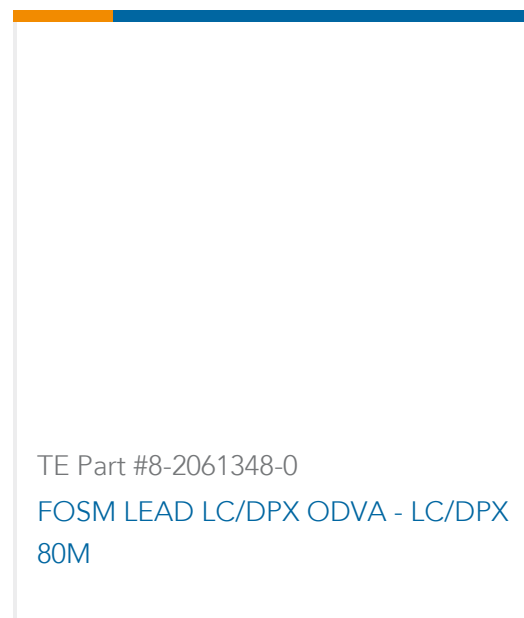

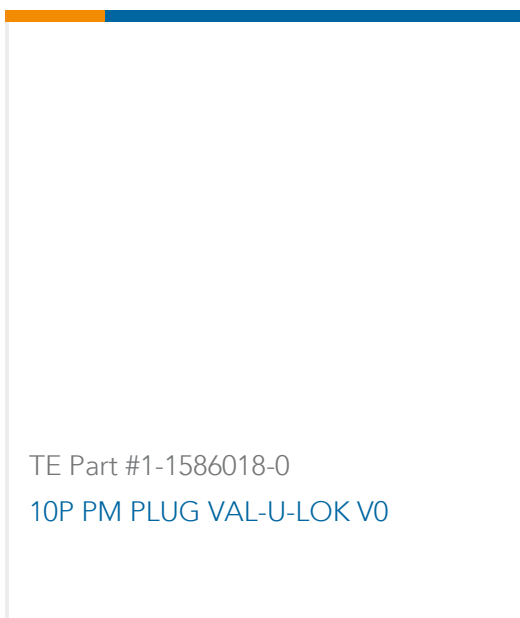
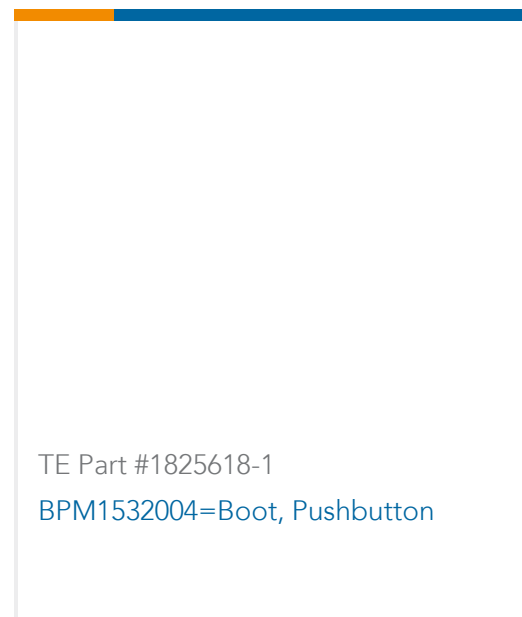
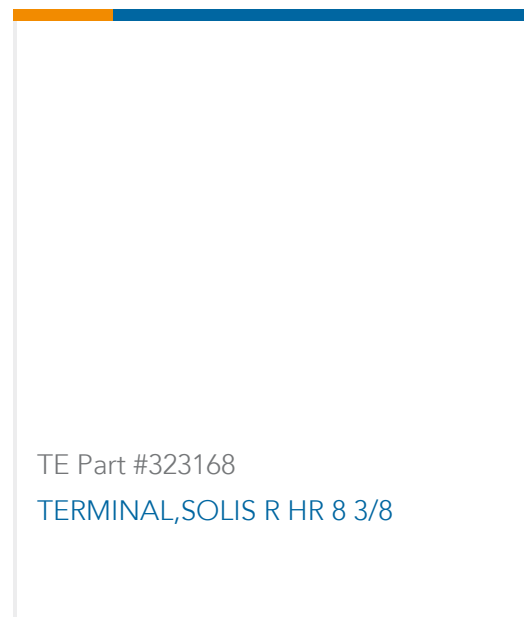
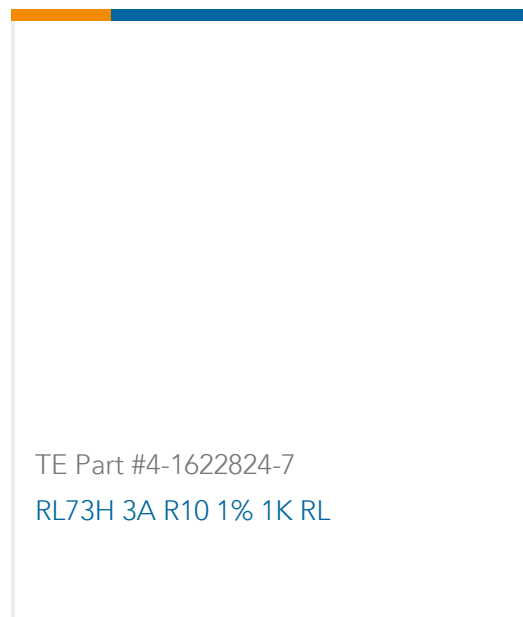
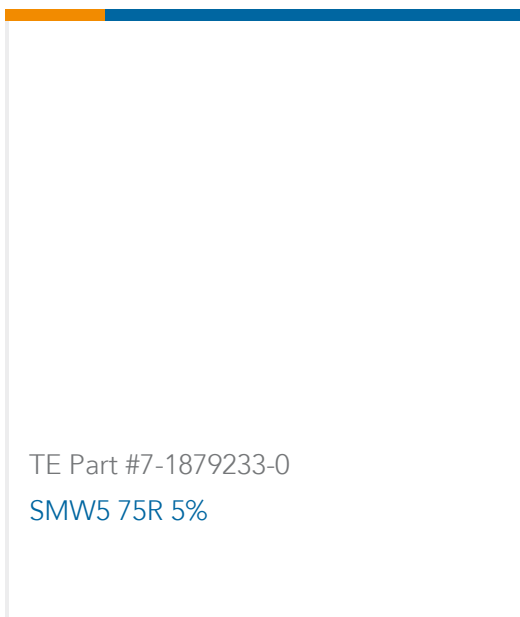
Product Compliance Disclaimer

This information is provided based on reasonable inquiry of our suppliers and represents our current actual knowledge based on the information they provided. This information is subject to change. The part numbers that TE has identified as EU RoHS compliant have a maximum concentration of 0.1% by weight in homogenous materials for lead, hexavalent chromium, mercury, PBB, PBDE, DBP, BBP, DEHP, DIBP, and 0.01% for cadmium, or qualify for an exemption to these limits as defined in the Annexes of Directive 2011/65/EU (RoHS2). Finished electrical and electronic equipment products will be CE marked as required by Directive 2011/65/EU. Components may not be CE marked. Additionally, the part numbers that TE has identified as EU ELV compliant have a maximum concentration of 0.1% by weight in homogenous materials for lead, hexavalent chromium, and mercury, and 0.01% for cadmium, or qualify for an exemption to these limits as defined in the Annexes of Directive 2000/53/EC (ELV). Regarding the REACH Regulations, TE's information on SVHC in articles for this part number is still based on the European Chemical Agency (ECHA) 'Guidance on requirements for substances in articles' (Version: 2, April 2011), applying the 0.1% weight on weight concentration threshold at the finished product level. TE is aware of the European Court of Justice ruling of September 10th, 2015 also known as O5A (Once An Article Always An Article) stating that, in case of 'complex object', the threshold for a SVHC must be applied to both the product as a whole and simultaneously to each of the articles forming part of its composition. TE has evaluated this ruling based on the new ECHA "Guidance on requirements for substances in articles" (June 2017, version 4.0) and will be updating its statements accordingly.

Compatible Parts



Customers Also Bought



Documents

Product Drawings

FOSM LEAD LC/DPX ODVA - LC/DPX 20M

English

CAD Files

3D PDF

3D

Customer View Model

ENG_CVM_CVM_2-2061348-0_E.2d_dxf.zip



English

Customer View Model

[ENG_CVM_CVM_2-2061348-0_E.3d_igs.zip](#)

English

Customer View Model

[ENG_CVM_CVM_2-2061348-0_E.3d_stp.zip](#)

English

By downloading the CAD file I accept and agree to the [Terms and Conditions](#) of use.

Product Specifications

[Application Specification](#)

English