

# SMT Power Inductors

Power Beads - PA3288.XXXHL Series



- Ⓜ **Current Rating:** Over 70A<sub>pk</sub>
- Ⓜ **Inductance Range:** 150nH to 300nH
- Ⓜ **Height:** 8.0mm Max
- Ⓜ **Footprint:** 9.6mm x 6.4mm Max
- Ⓜ **Halogen Free**

## Electrical Specifications @ 25°C — Operating Temperature - 40°C to +130°C<sup>7</sup>

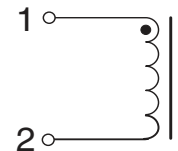
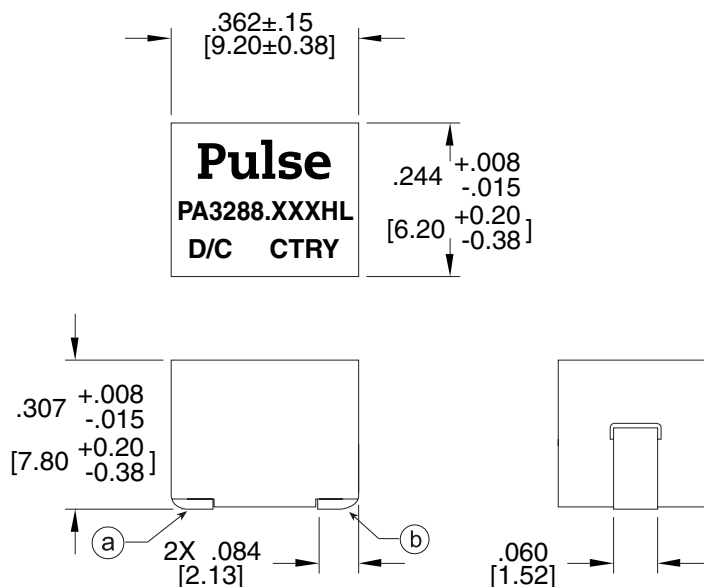
Part Number	Inductance <sup>1</sup> @ 0A <sub>DC</sub> (+/- 10%)	Inductance <sup>2</sup> @ I <sub>rated</sub> (nH TYP)	I <sub>rated</sub> <sup>3</sup> (ADC)	DCR <sup>4</sup> (mΩ nominal)	Saturation Current <sup>5</sup>			Heating Current <sup>6</sup> (A TYP)
					25°C	100°C	125°C	
PA3288.151HL	150	142	57.5	0.29 +/- 5%	70+	57.5	54	64
PA3288.221HL	220	216	35		45	35	32.5	64
PA3288.281HL	280	264	27		36.5	27	25.5	64
PA3288.301HL	300	276	25.5		34	25.5	24	64

### NOTES:

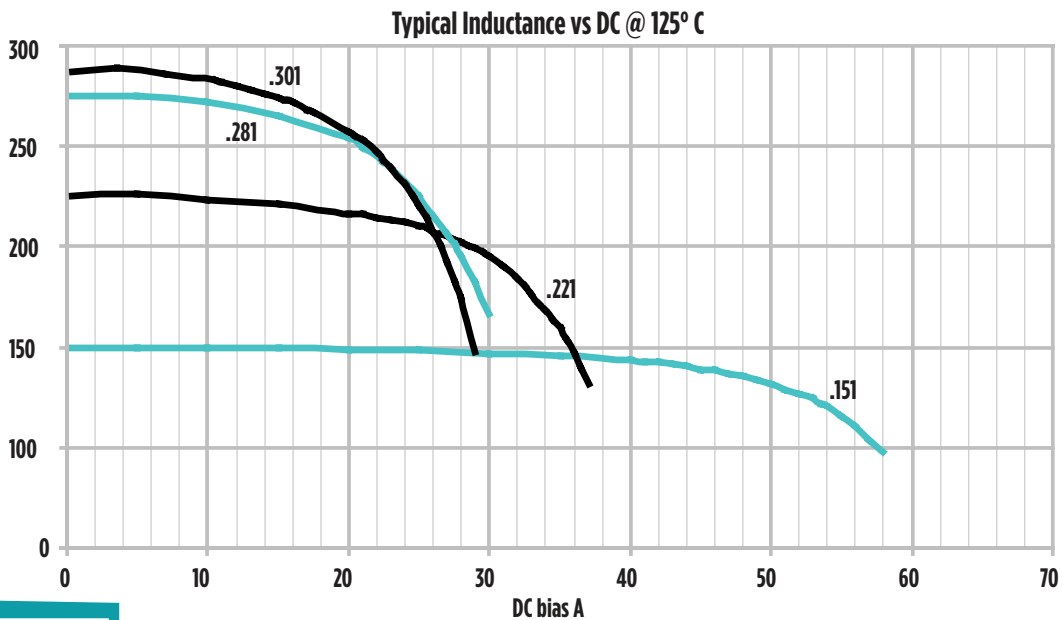
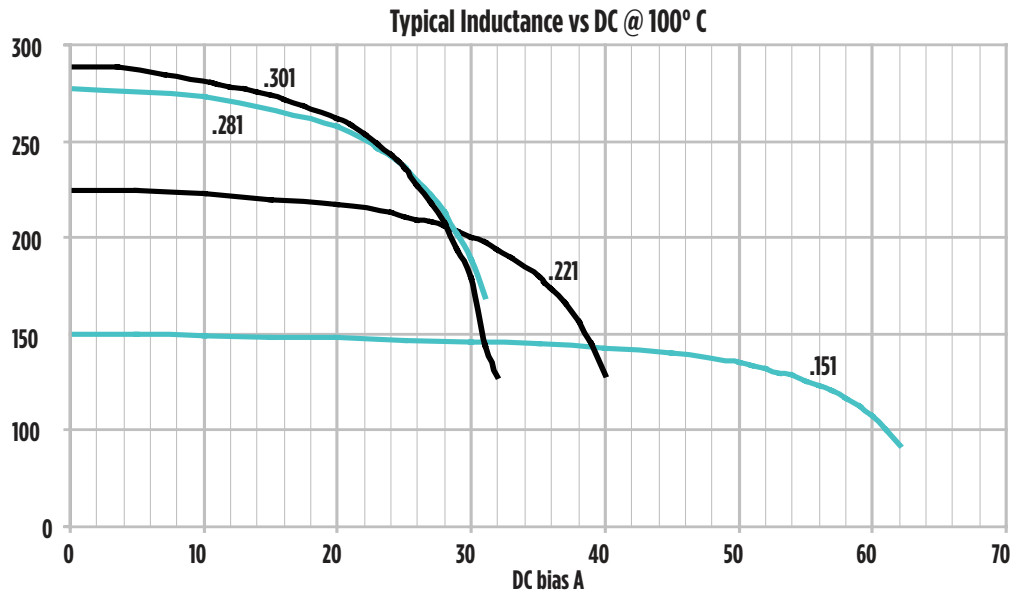
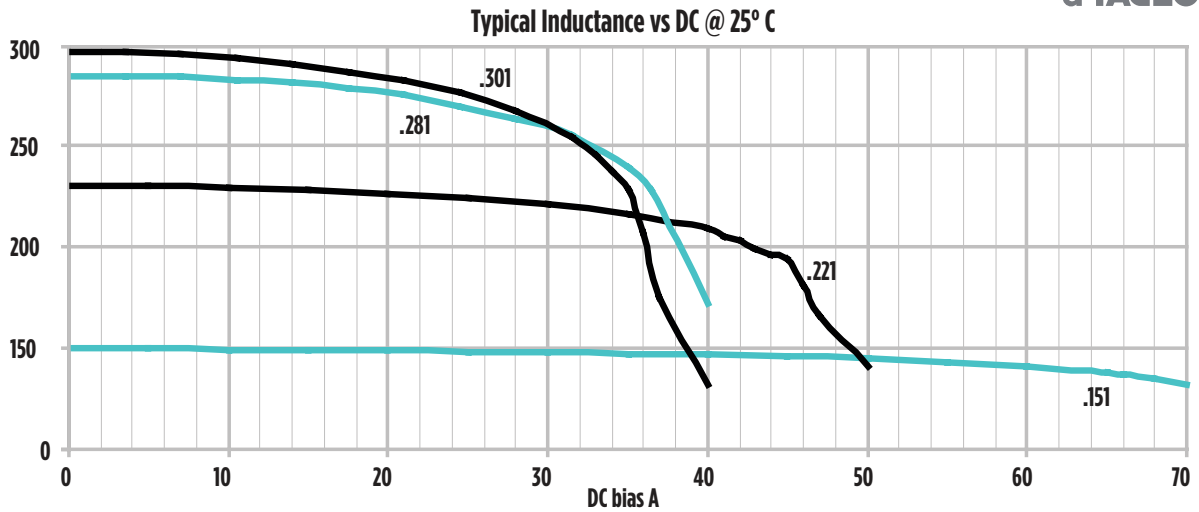
- Inductance measured at 100kHz, 100mVrms.
- Inductance at I<sub>rated</sub> is the value of the inductance at 25°C at the listed rated current.
- The rated current as listed is either the saturation current (25°C or 100°C) or the heating current depending on which value is lower.
- The nominal DCR is measured from point ⓐ to point ⓑ as shown below on the mechanical drawing.
- The saturation current is the typical current which causes the inductance to drop by 20% at the stated ambient temperatures (25°C, 100°C and 125°C). This current is determined by placing the component in the specified ambient environment and applying a short duration pulse current (to eliminate self-heating effects) to the component.
- The heating current is the DC current which causes the part temperature to increase by approximately 40°C when used in a typical application.
- In high volt\*time applications, additional heating in the component can occur due to core losses in the inductor which may necessitate derating the current in order to limit the temperature rise of the component. To determine the approximate total losses (or temperature rise) for a given application, the coreloss and temperature rise curves can be used.
- Optional Tape & Reel packaging can be ordered by adding a "T" suffix to the part number (i.e. PA3288.151HL becomes PA3288.151HLT). Pulse complies to industry standard tape and reel specification EIA481. The tape and reel for this product has a width (W=24mm), pitch (Po=12.0mm) and depth (Ko=8.5mm).
- The temperature of the component (ambient plus temperature rise) must be within the stated operating temperature range.

## Mechanical

## Schematic

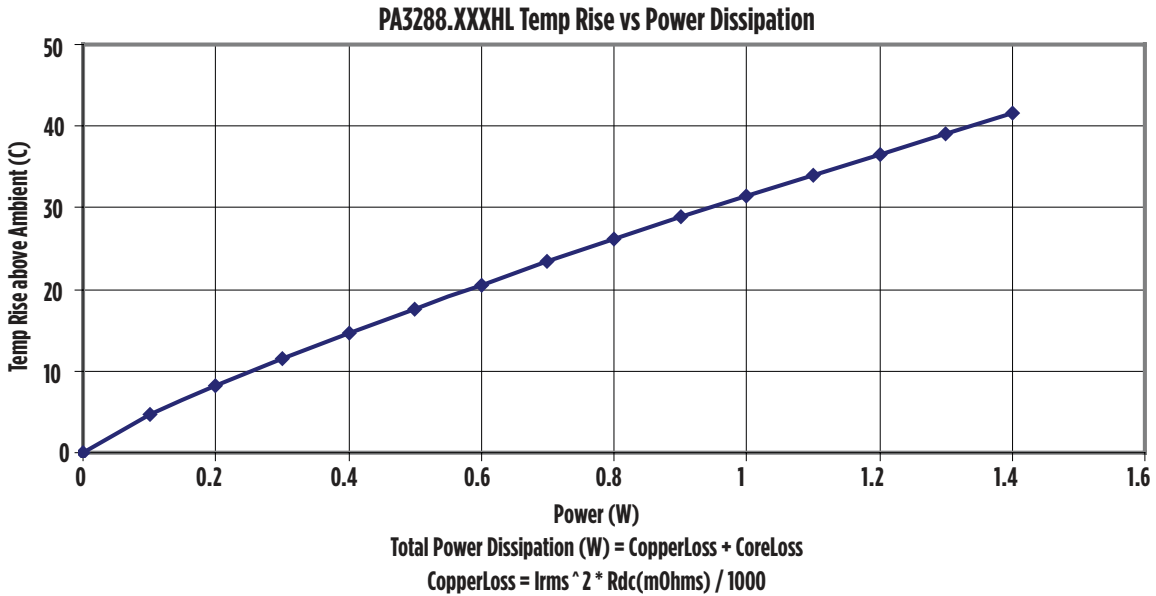
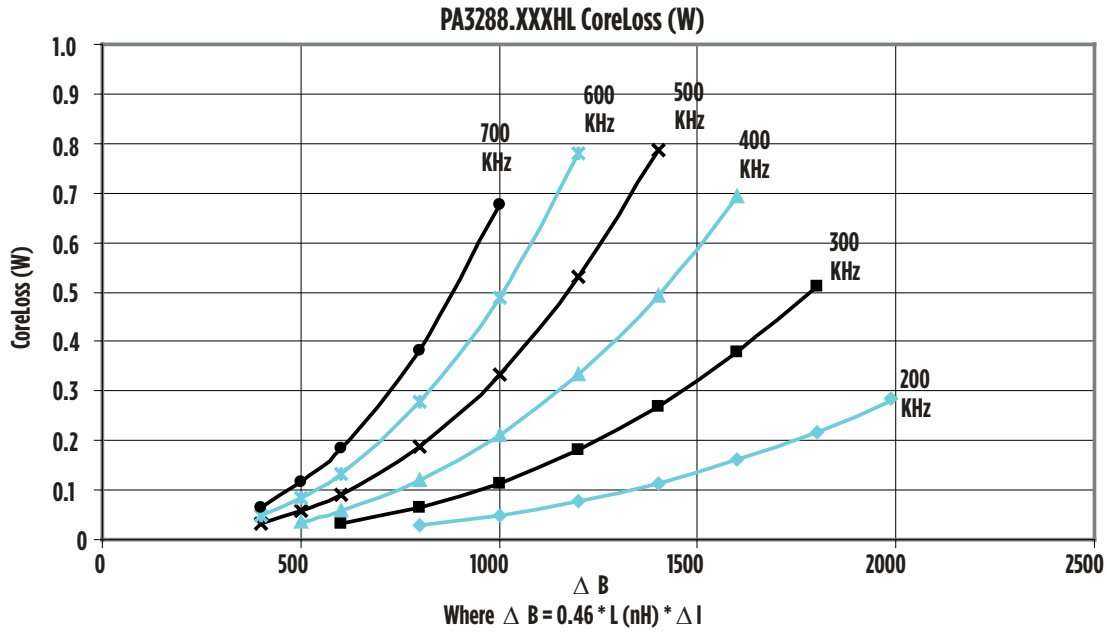


Weight ..... 2.4 grams  
 Tape & Reel ..... .560/reel  
 Dimensions: Inches  
 mm  
 Unless otherwise specified, all tolerances  
 are ± .010  
 0,25



# SMT Power Inductors

Power Beads - PA3288.XXXHL Series



## For More Information:

Americas - [prodinfo\\_power@pulseelectronics.com](mailto:prodinfo_power@pulseelectronics.com) | Europe - [power-apps-europe@pulseelectronics.com](mailto:power-apps-europe@pulseelectronics.com) | Asia - [power-apps-asia@pulseelectronics.com](mailto:power-apps-asia@pulseelectronics.com)

Performance warranty of products offered on this data sheet is limited to the parameters specified. Data is subject to change without notice. Other brand and product names mentioned herein may be trademarks or registered trademarks of their respective owners. © Copyright, 2020. Pulse Electronics, Inc. All rights reserved.