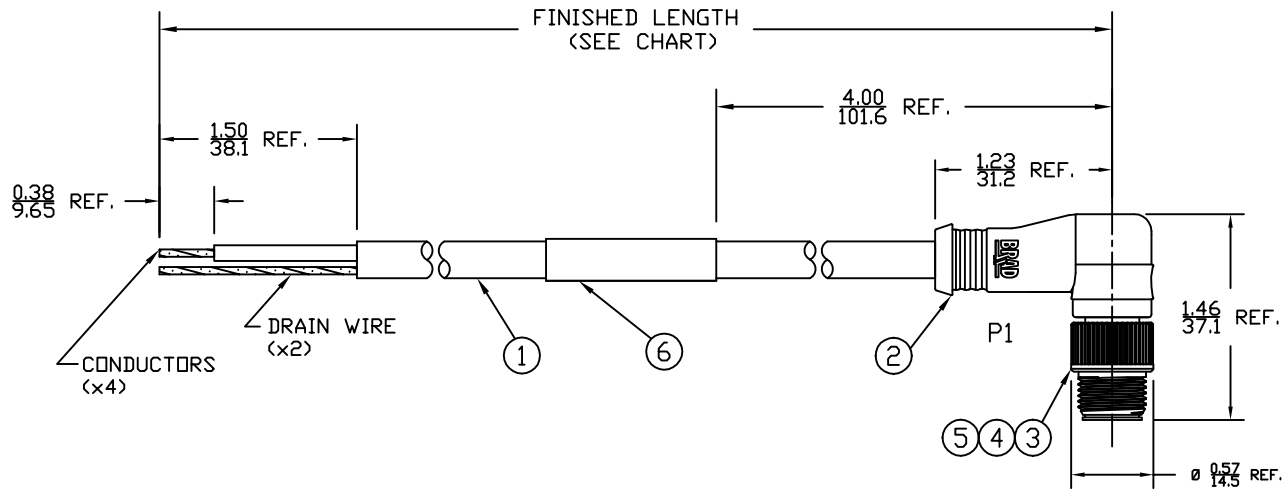
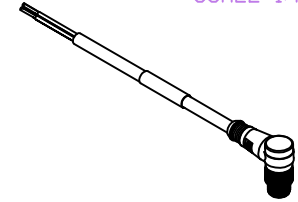


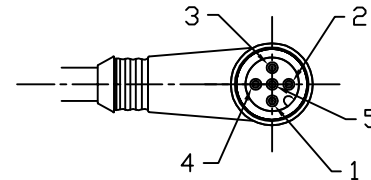
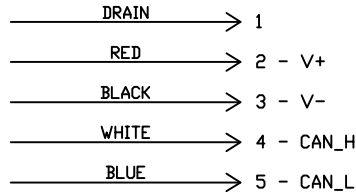
PART NUMBER	ENGINEERING NO.	LENGTH ± TOLERANCE
1300270115	DNDF03A-M010	3' 3" +2.19"/-0" [1M +55.6/-0 mm]
1300270117	DNDF03A-M030	9' 10" +3.50"/-0" [3M +88.9/-0 mm]
1300270160	DNDF03A-M050	16' 5" +6.50"/-0" [5M +165.1/-0 mm]

AUX VIEW
SCALE 1:4



SCHEMATIC

P1



MALE-FACE VIEW

NOTES:

- 1) MATERIAL: SEE TABLE
- 2) FINISHES: SEE TABLE
- 3) CABLE: #22/2, 24/2 + DRAIN, DEVICENET THIN HIGH FLEX
EACH PAIR: SHIELDED, TWISTED
OVERALL: SHIELDED, TPE
- 4) ELECTRICAL DATA:
MAX. VOLTAGE: 250V AC/DC
MAX. CURRENT 4A
- 5) ENVIRONMENTAL:
PROTECTION IP67
TEMPERATURE RANGE: -20°C TO 80°C
- 6) WRAP LABEL IS MARKED WITH P/N, DATE CODE,
VOLTAGE & AMPERAGE.
- 7) ASSEMBLY IS RoHS COMPLIANT.

ITEM	QTY.	DESCRIPTION	MATERIAL	FINISH
6	1	LABEL	PLASTIC FILM	BLACK/YELLOW
5	1	INSERT	NYLON	BLACK
4	5	PIN CONTACT	COPPER ALLOY	GOLD PLATED
3	1	M12 COUPLING NUT	ZINC DIE-CAST	BLACK
2	1	OVERMOLD	TPE	GRAY
1	1	DEVICENET CABLE	TPE JACKET	GRAY

SD RELEASE EC NO: WNA2010-0076 DRWN: VOU CHKD: BWOODMAN APPR: JFMURPHY 2009/08/10	8/4/09 DESCRIPTION	QUALITY SYMBOLS	GENERAL TOLERANCES (UNLESS SPECIFIED)		DIMENSION STYLE	SCALE	DESIGN UNITS	THIRD ANGLE PROJECTION
		$\nabla = 0$ $\nabla C = 0$	mm	INCH	IN/MM	3:4	INCH	
		4 PLACES ±--- ±--- 3 PLACES ±--- ±.005 2 PLACES ±--- ±.010 1 PLACE ±--- ±.020	ANGULAR ±1/2°		DRAWN BY: VOU DATE: 2009/07/30 CHECKED BY: BWOODMAN DATE: 2009/07/31 APPROVED BY: --- DATE: ---	TITLE: M12 DEVICENET CABLE ASSY 5P MALE 90D #22/2 24/2 TPE -THIN FLX		
		DRAFT WHERE APPLICABLE MUST REMAIN WITHIN DIMENSIONS		MATERIAL NO. SEE CHART	MOLEX INCORPORATED DOCUMENT NO. SD-130027-005		SHEET NO. 1 OF 1	
SIZE A		THIS DRAWING CONTAINS INFORMATION THAT IS PROPRIETARY TO MOLEX INCORPORATED AND SHOULD NOT BE USED WITHOUT WRITTEN PERMISSION						