

6

5

4

3

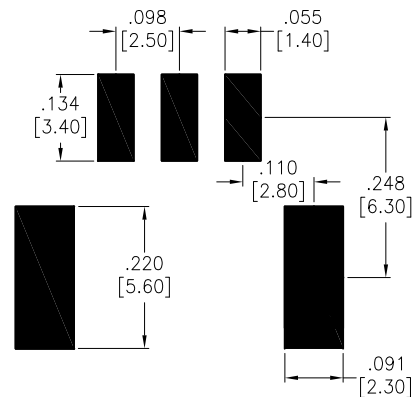
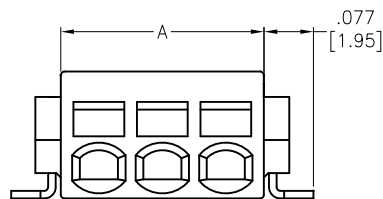
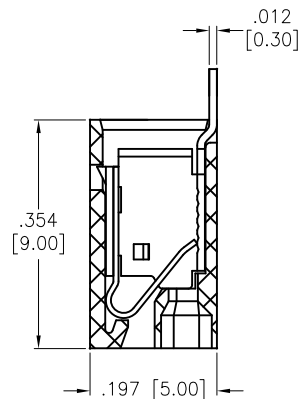
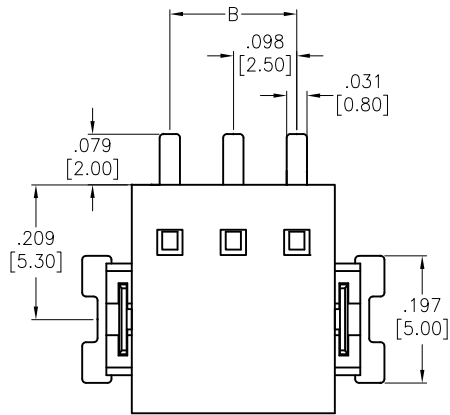
2

1

APPROVED: _____

DATE: _____ TITLE: _____

Rev	AWO #	Description	Date	Appr
-		RELEASED	7/18/19	



RECOMMENDED PCB LAYOUT

SPECIFICATIONS:

Material:

Insulator: PPA, Glass reinforced, rated UL 94V-0

Insulator color: Black

Contacts: Phosphor Bronze, Tin Plated

Electrical:

Voltage rating: 150 V

Current rating: 6 Amp

Dielectric withstanding voltage: 2000 VAC for 1 minute

Mechanical:

Strip length: 5.0-6.0mm

Wire Range: 24-20 AWG,

Temperature Rating:

-60°C to +105°C

Environmental:

Lead free, RoHS compliant



Positions: 02 thru 12

A = .098 [2.50] x No. of Positions + .020 [0.50]

B = .098 [2.50] x No. of Space

UNLESS OTHERWISE SPECIFIED ALL DIMENSIONS ARE INCHES [MM] TOLERANCES: EXCEPT AS NOTED		ADAM TECH INTERCONNECTS		909 Rahway Avenue, Union, NJ 07083 Phone: 908-687-5000 Fax: 908-687-5710	
INCHES HOLES .X ± .10 Ø.X ± .10 .XX ± .020 Ø.XX ± .015 .XXX ± .015 Ø.XXX ± .010				TITLE SPRING CLAMP EURO BLOCK, .098 [2.50] PITCH RIGHT ANGLE, SMT TYPE	
APPROVALS		DATE		SIZE	PART NO.
DRAWN	LH	7/18/19		X	EB176-A-XX-V-RA-TSMT
CHECKED	IL	7/18/19		REV.	-
APPROVED		REF:	S00046C	SCALE:	NTS
			SHEET 1 OF 1		

6

5

4

3

2

1