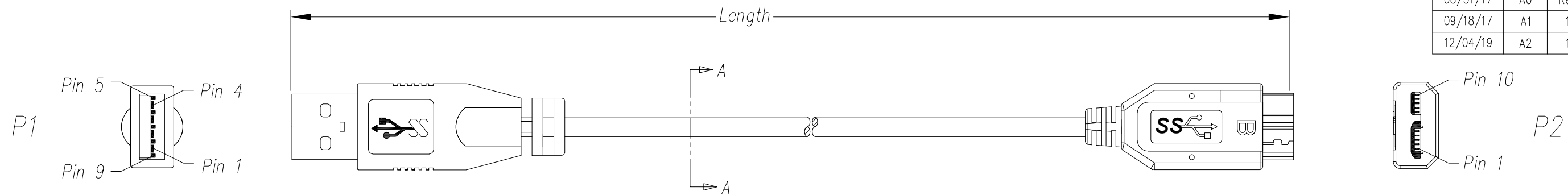


| DATE | REV | ECN | APP'D. BY |
|----------|-----|----------|-----------|
| 08/31/17 | A0 | Released | JRC |
| 09/18/17 | A1 | 11095 | GWL |
| 12/04/19 | A2 | 11483 | ADB |



Notes:

- 1) Each cable assembly to be individually bagged.
- 2) Cable Construction USB 3.0:
 - 28 AWG 1 Twisted Pair
 - 28 AWG +D +AL MY x 2 Twisted Pair
 - 24 AWG x 2C
 - AMA BRAID 85%
 - 5.8mm OD
 - Black PVC Jacket
- 3) Connector P1 :USB A Male 3.0 Blue Insulator, Gold flash on contacts, Nickel Plated Shell
Connector P2 :Micro USB B Male 3.0 Blue Insulator, Gold flash on contacts, Nickel Plated Shell
- 4) Hood P1 & P2: Molded Black PVC Strain Relief
- 5) All cables tested for Continuity & Shorts

P/N Key:

SC-3ATKxxxF

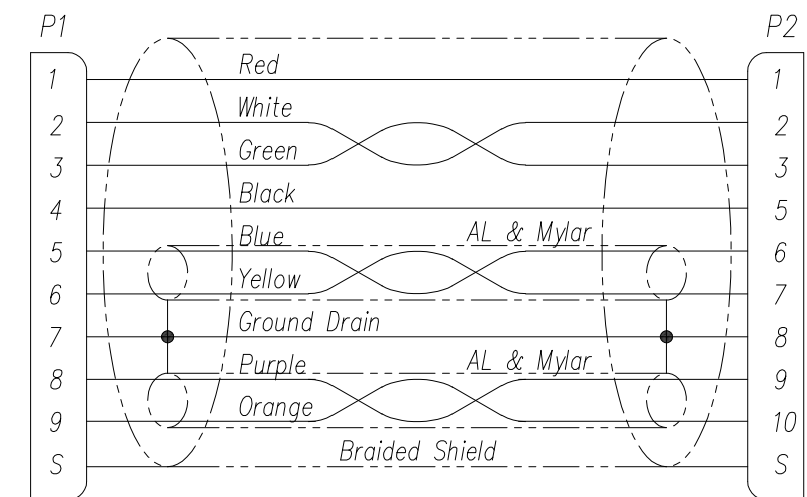
Length
003 = 3 Ft
006 = 6 Ft

O/A Length Tolerance:

| Metric | |
|---------------|-------|
| 0 ~ 200mm | ±10mm |
| 201 ~ 1000mm | ±20mm |
| 1001 ~ 1500mm | ±25mm |
| 1501 ~ 2100mm | ±30mm |
| >2100mm | ±40mm |

| Imperial | |
|-----------|---------|
| 0 ~ 1ft | ±0.5in |
| 2ft ~ 3ft | ±0.75in |
| 4ft ~ 7ft | ±1.0in |
| > 7ft | ±1.5in |

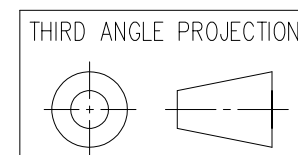

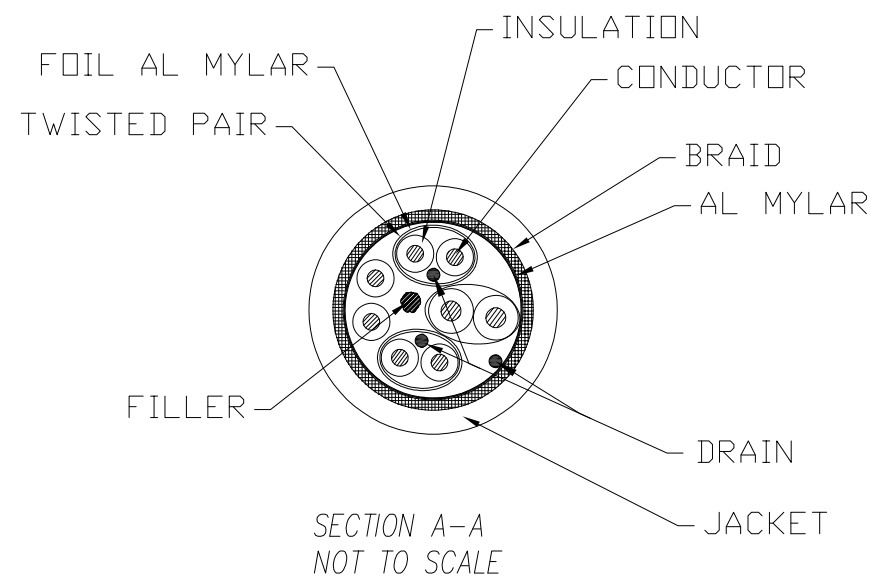
Wiring Map: USB 3.0 Super Speed



Example Parts Numbers

| Feet | |
|-------------|--------|
| P/N | Length |
| SC-3ATK003F | 3' |
| SC-3ATK006F | 6' |

For Part Numbers Not Shown Follow Part Number Key Format



11118 Susquehanna Trail South
Glen Rock, PA 17327-9199
(717) 235-7512
<http://www.stewartconnector.com>

DO NOT SCALE DRAWING
DRAWING IS SUBJECT TO CHANGE WITHOUT NOTICE
DIMENSIONS: INCHES [METRIC]
UNLESS OTHERWISE SPECIFIED TOLERANCES ARE ±.005 [0.13] ANGLES ARE ± 1°
SHEET NO. 1 OF 1

TITLE: Cable Assembly, USB 3.0, Type A/M-Type 10 Pin Micro-B/M, Black
DRN BY: KAC DATE 08/29/17
APPD BY: JRC DATE 08/31/17
DWG NO. CT999150 REV. A2