

Thermomagnetic device circuit breaker - TMC 1 M1 100 0,8A - 0914426

Please be informed that the data shown in this PDF Document is generated from our Online Catalog. Please find the complete data in the user's documentation. Our General Terms of Use for Downloads are valid (<http://download.phoenixcontact.com>)



Thermomagnetic circuit breaker, 1-pos., normal blow, 1 N/O contact, with universal foot for mounting on NS 32 or NS 35

The illustration shows version
TMC 1 F1 100 1A



Key commercial data

Packing unit	1
Minimum order quantity	6
Catalog page	Page 282 (CL-2002)
GTIN	 4 017918 009106
Custom tariff number	85362010
Country of origin	GERMANY

Technical data

General

Number of levels	2
Number of connections	4
Color	black
Insulating material	PA66
Inflammability class according to UL 94	V-2

Dimensions

Width	12.5 mm
Height NS 35/7.5	96 mm
Height NS 35/15	103.5 mm
Height NS 32	100.5 mm

Technical data

Fuse type	Automatic device
Pollution degree	2

Thermomagnetic device circuit breaker - TMC 1 M1 100 0,8A - 0914426

Technical data

Technical data

Surge voltage category	II
Insulating material group	II
Nominal current I _N	0.8 A
Nominal voltage U _N	250 V AC
Nominal voltage U _N	65 V DC
Ambient temperature (operation)	-30 °C ... 60 °C
Open side panel	nein
Number of positions	1

Connection data

Conductor cross section solid min.	0.2 mm ²
Conductor cross section solid max.	6 mm ²
Conductor cross section stranded min.	0.2 mm ²
Conductor cross section stranded max.	4 mm ²
Conductor cross section AWG/kcmil min.	24
Conductor cross section AWG/kcmil max	10
Conductor cross section stranded, with ferrule without plastic sleeve min.	0.25 mm ²
Conductor cross section stranded, with ferrule without plastic sleeve max.	4 mm ²
Conductor cross section stranded, with ferrule with plastic sleeve min.	0.25 mm ²
Conductor cross section stranded, with ferrule with plastic sleeve max.	2.5 mm ²
2 conductors with same cross section, solid min.	0.2 mm ²
2 conductors with same cross section, solid max.	0.75 mm ²
2 conductors with same cross section, stranded min.	0.2 mm ²
2 conductors with same cross section, stranded max.	0.75 mm ²
2 conductors with same cross section, stranded, ferrules without plastic sleeve, min.	0.25 mm ²
2 conductors with same cross section, stranded, ferrules without plastic sleeve, max.	1 mm ²
2 conductors with same cross section, stranded, TWIN ferrules with plastic sleeve, min.	0.5 mm ²
2 conductors with same cross section, stranded, TWIN ferrules with plastic sleeve, max.	2.5 mm ²
Connection method	Screw connection
Stripping length	12 mm
Internal cylindrical gage	A3
Screw thread	M3
Tightening torque, min	0.6 Nm
Tightening torque max	0.8 Nm

Thermomagnetic device circuit breaker - TMC 1 M1 100 0,8A - 0914426

Classifications

eclass

eCl@ss 4.0	27141116
eCl@ss 4.1	27141116
eCl@ss 5.0	27141116
eCl@ss 5.1	27141116
eCl@ss 6.0	27141116
eCl@ss 7.0	27141116

etim

ETIM 2.0	EC000899
ETIM 3.0	EC000899
ETIM 4.0	EC000899

unspsc

UNSPSC 6.01	30211812
UNSPSC 7.0901	39121411
UNSPSC 11	39121411
UNSPSC 12.01	39121411
UNSPSC 13.2	39121411

Approvals

Approvals


Approvals

CSA / UL Recognized / VDE approval of drawings / GOST

Ex Approvals


Approvals submitted

Approval details



Thermomagnetic device circuit breaker - TMC 1 M1 100 0,8A - 0914426

Approvals

VDE approval of drawings 

GOST 

Accessories

Accessories

Assembly

DIN rail perforated - NS 35/ 7,5 PERF 2000MM - 0801733



DIN rail, material: steel galvanized and passivated with a thick layer, perforated, height 7.5 mm, width 35 mm, length: 2000 mm

DIN rail - NS 35/ 7,5 CU UNPERF 2000MM - 0801762



DIN rail, material: Copper, unperforated, height 7.5 mm, width 35 mm, length: 2 m

DIN rail - NS 32 CU/120QMM UNPERF 2000MM - 1201280



G-profile DIN rail, deep-drawn, material: Copper, unperforated, height 15 mm, width 32 mm, length 2 m

DIN rail - NS 35/15 UNPERF 2000MM - 1201714



DIN rail, material: Steel, unperforated, height 15 mm, width 35 mm, length: 2 m

Thermomagnetic device circuit breaker - TMC 1 M1 100 0,8A - 0914426

Accessories

DIN rail - NS 32 CU/35QMM UNPERF 2000MM - 1201358



G-profile DIN rail, material: Copper, unperforated, height 15 mm, width 32 mm, length 2 m

DIN rail - NS 32 AL UNPERF 2000MM - 1201028



G rail 32 mm (NS 32)

DIN rail - NS 32 UNPERF 2000MM - 1201015



G-profile DIN rail, material: Steel, unperforated, height 15 mm, width 32 mm, length 2 m

DIN rail - NS 32 PERF 2000MM - 1201002



G-profile DIN rail, material: Steel, perforated, height 15 mm, width 32 mm, length 2 m

DIN rail - NS 35/15 CU UNPERF 2000MM - 1201895



DIN rail, material: Copper, unperforated, 1.5 mm thick, height 15 mm, width 35 mm, length: 2 m

Thermomagnetic device circuit breaker - TMC 1 M1 100 0,8A - 0914426

Accessories

DIN rail - NS 35/15-2,3 UNPERF 2000MM - 1201798



DIN rail, material: Steel, unperforated, 2.3 mm thick, height 15 mm, width 35 mm, length: 2 m

DIN rail, unperforated - NS 35/15 AL UNPERF 2000MM - 1201756



DIN rail, deep drawn, high profile, unperforated, 1.5 mm thick, material: aluminum, height 15 mm, width 35 mm, length 2000 mm

DIN rail perforated - NS 35/15 PERF 2000MM - 1201730



DIN rail, material: steel galvanized and passivated with a thick layer, perforated, height 15 mm, width 35 mm, length: 2000 mm

End clamp - E/UK 1 - 1201413



End clamps, for supporting the ends of double-level and three-level terminal blocks, width: 10 mm, color: gray

Bridges

Insertion bridge - EB 80-12 - 3009338

Insertion bridge, Number of positions: 80, Color: gray

Tools

Thermomagnetic device circuit breaker - TMC 1 M1 100 0,8A - 0914426

Accessories

Screwdriver - SZS 0,6X3,5 - 1205053

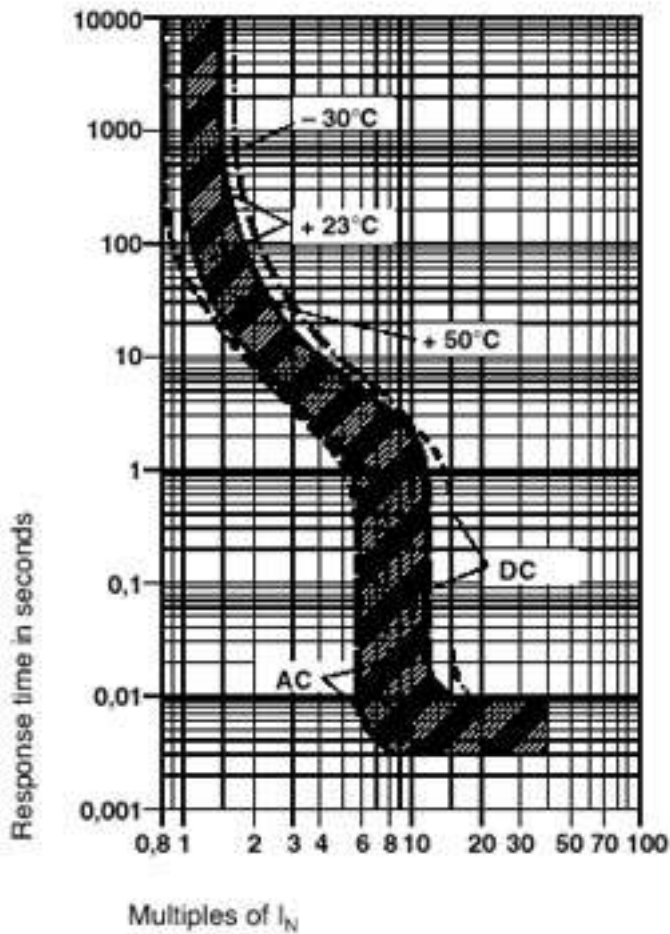


Actuation tool, for ST terminal blocks, insulated, also suitable for use as a bladed screwdriver, size: 0.6 x 3.5 x 100 mm, 2-component grip, with non-slip grip

Drawings

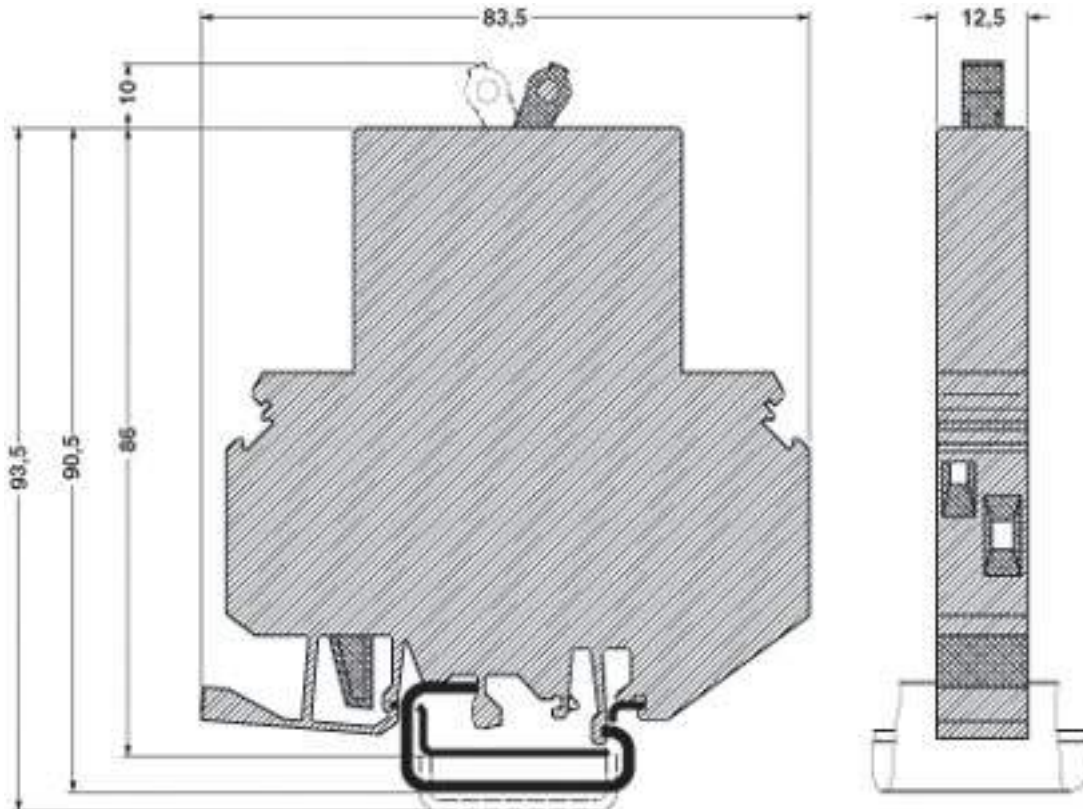
Diagram

lower tripping limit: $1.05 I_N$
upper tripping limit: $1.4 I_N$



Thermomagnetic device circuit breaker - TMC 1 M1 100 0,8A - 0914426

Dimensioned drawing



© Phoenix Contact 2012 - all rights reserved
<http://www.phoenixcontact.com>