

PAGE 1/2

ISSUE 26-07-21

SERIE : SPnT

PART NUMBER : R573483810

RF CHARACTERISTICS

Number of ways : **8**
 Frequency range : **0 - 18 GHz**
 Impedance : **50 Ohms**

Frequency (GHz)	DC - 3	3 - 8	8 - 12.4	12.4 - 16	16 - 18
VSWR max	1.20	1.30	1.40	1.50	1.60
Insertion loss max	0.20 dB	0.30 dB	0.40 dB	0.55 dB	0.60 dB
Isolation min	80 dB	70 dB	60 dB	60 dB	60 dB
Average power (*)	240 W	150 W	120 W	110 W	100 W

ELECTRICAL CHARACTERISTICS

Actuator : **LATCHING**
 Nominal current ** : **375 mA**
 Actuator voltage (Vcc) : **28V (24 to 30V) / POSITIVE COMMON**
 Terminals : **solder pins (250°C max. / 30 sec.)**
 Self cut-off time : **40 ms < CT < 120 ms**

MECHANICAL CHARACTERISTICS

Connectors : **SMA female per MIL-C 39012**
 Life : **2 million cycles per position**
 Switching Time*** : **< 50 ms**
 Construction : **Splashproof**
 Weight : **< 280 g**

ENVIRONMENTAL CHARACTERISTICS

Operating temperature range : **-40°C to +85°C**
 Storage temperature range : **-55°C to +85°C**

(* Average power at 25°C per RF Path)

(** At 25° C ±10%)

(*** Nominal voltage ; 25° C)



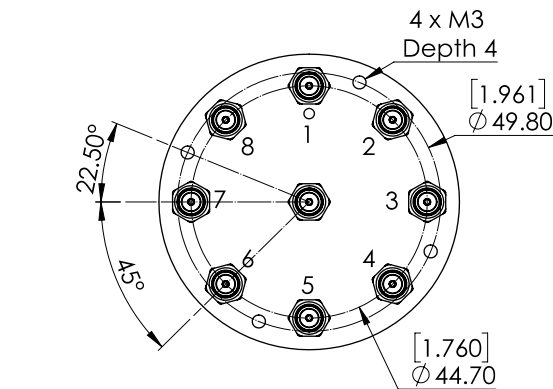
PAGE 2/2

ISSUE 26-07-21

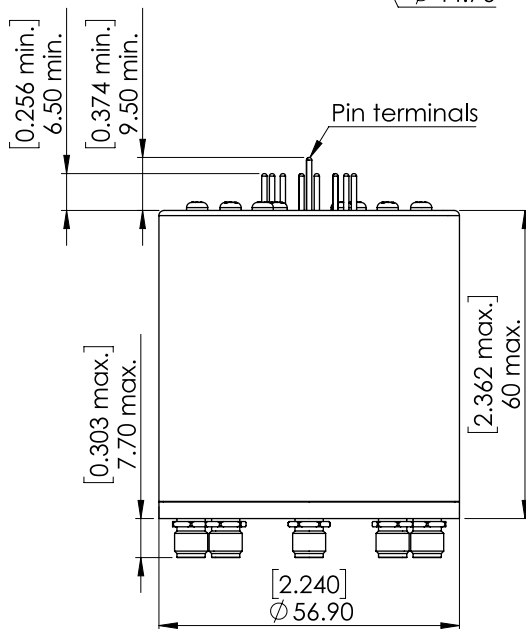
SERIE : SPnT

PART NUMBER : R573483810

DRAWING

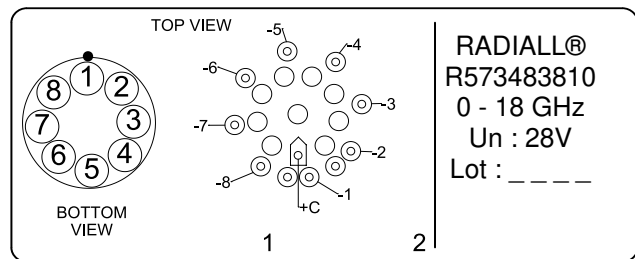


Voltage	RF Continuity
+C -1	IN ↔ 1
+C -2	IN ↔ 2
+C -3	IN ↔ 3
+C -4	IN ↔ 4
+C -5	IN ↔ 5
+C -6	IN ↔ 6
+C -7	IN ↔ 7
+C -8	IN ↔ 8



General tolerances : ±0,5 mm [0,02 in]

LABEL



SCHEMATIC DIAGRAM

