

747840-6 ✓ ACTIVE

AMPLIMITE | AMPLIMITE HD-20

TE Internal #: 747840-6

PCB D-Sub Connectors, Plug, Board-to-Board, 9 Position, 2.74 mm
[.108 in] Centerline, 2 Row, 1 Connector Shell Size, Round,
AMPLIMITE HD-20

[View on TE.com >](#)



[Connectors >](#) [D-Shaped Connectors >](#) [D-Sub Connectors >](#) [PCB D-Sub Connectors >](#)

[D-Sub Plug Assembly: Standard, Right Angle, Shell Size 1, 2.74mm](#)



Connector & Housing Type: **Plug**

Connector System: **Board-to-Board**

Number of Positions: **9**

Centerline (Pitch): **2.74 mm [.108 in]**

Number of Rows: **2**

[All D-Sub Plug Assembly: Standard, Right Angle, Shell Size 1, 2.74mm \(53\)](#)

Features

Product Type Features

Shell Material Configuration	Front Metal Shell
Ground Feature Type	Grounding Indents, Grounding Straps
Connector & Housing Type	Plug
Connector System	Board-to-Board
Connector Shell Size	1
Connector & Contact Terminates To	Printed Circuit Board

Configuration Features

Number of Positions	9
Number of Rows	2
PCB Mount Orientation	Right Angle

Body Features

Mating Feature Material	Zinc
Assembly Process Feature Material	Copper Alloy
Mating Feature Plating Material	Clear Chromate
Shell Plating Material	Tin
Primary Product Color	Black



Connector Profile	Standard
-------------------	----------

Contact Features

	30 µin
Contact Mating Area Plating Material	Gold, Gold Flash over Palladium Nickel
Contact Underplating Material	Nickel, Palladium Nickel
PCB Contact Termination Area Plating Material	Tin-Lead
Contact Base Material	Brass
Contact Shape & Form	Round
Contact Current Rating (Max)	6 A

Termination Features

Round Termination Post & Tail Diameter	.66 mm[.026 in]
Termination Post & Tail Length	3.18 mm[.125 in]
Termination Method to Printed Circuit Board	Through Hole - Solder

Mechanical Attachment

Assembly Process Feature Plating Material	Tin-Lead over Nickel
Mounting Feature Plating Material	Tin over Copper Flash
Mounting Feature Material	Brass
Mounting Hole Diameter	3.18 mm[.125 in]
PCB Mount Retention	With
PCB Mount Retention Type	Boardlock
Mating Retention	With
Mating Retention Type	Female Screwlocks, Fixed
Connector Mounting Type	Board Mount

Housing Features

Shell Material	Steel
Housing Material	Nylon GF, Polyester GF
Centerline (Pitch)	2.74 mm[.108 in]

Dimensions

PCB Thickness (Recommended)	1.57 mm[.062 in]
Row-to-Row Spacing	2.84 mm[.112 in]

Usage Conditions

Operating Temperature Range	-55 – 105 °C[-67 – 221 °F]
-----------------------------	----------------------------



Operation/Application

Circuit Application	Signal
---------------------	--------

Industry Standards

Approved Standards	UL E28476
UL Flammability Rating	UL 94V-0

Packaging Features

Packaging Quantity	130
Packaging Method	Tray

Other

D-Shaped Connectors Comment	Plugs are preloaded with size 20 DF posted pin contacts
-----------------------------	---

Product Compliance

[For compliance documentation, visit the product page on TE.com>](#)

EU RoHS Directive 2011/65/EU	Not Compliant
EU ELV Directive 2000/53/EC	Compliant with Exemptions
China RoHS 2 Directive MIIT Order No 32, 2016	Restricted Materials Above Threshold
EU REACH Regulation (EC) No. 1907/2006	Current ECHA Candidate List: JUNE 2023 (235) Candidate List Declared Against: JUNE 2023 (235) SVHC > Threshold: Pb (13% in Component Part) Article Safe Usage Statements: Do not eat, drink or smoke when using this product. Wash thoroughly after handling. Recycle if possible and dispose of the article by following all applicable governmental regulations relevant to your geographic location.
Halogen Content	BFR/CFR/PVC Free, but Br/Cl >900 ppm in other sources.
Solder Process Capability	Wave solder capable to 265°C

Product Compliance Disclaimer

This information is provided based on reasonable inquiry of our suppliers and represents our current actual knowledge based on the information they provided. This information is subject to change. The part numbers that TE has identified as EU RoHS compliant have a maximum concentration of 0.1% by weight in homogenous materials for lead, hexavalent chromium, mercury, PBB, PBDE, DBP, BBP, DEHP, DIBP, and 0.01% for cadmium, or qualify for an exemption to these limits as defined in the Annexes of Directive 2011/65/EU (RoHS2). Finished electrical and electronic equipment products will be CE marked as required by Directive 2011/65/EU. Components may not be CE marked. Additionally, the part numbers that TE has identified as EU ELV compliant have a maximum concentration of 0.1% by weight in homogenous materials for lead, hexavalent chromium, and mercury, and 0.01% for cadmium, or qualify for an exemption to these limits as defined in the Annexes of Directive 2000/53/EC (ELV). Regarding the REACH Regulation, the information TE provides on SVHC in articles for this part number is based on the latest European Chemicals Agency (ECHA) 'Guidance on requirements for substances in articles' posted at this URL: <https://echa.europa.eu/guidance-documents/guidance-on-reach>

Compatible Parts



TE Part # CAT-AM7-248H6
IDC D-Sub: Receptacle Kit, Wire to Wire, Signal, 2.74 mm



TE Part # CAT-AM7-253
IDC D-Sub: Receptacle Assembly, Low Profile, Signal, 2.77 mm



TE Part # CAT-AM7-248H8
IDC D-Sub: Receptacle Assembly, Wire to Wire, Signal, 2.74 mm



TE Part # 747516-7
09 HDE PMOLD RCPT, LEAD FREE



TE Part # 3-1393483-8
V42254A1115B209=SUB D FEDERLEI

Also in the Series | **AMPLIMITE HD-20**



PCB D-Sub Connectors(353)

Customers Also Bought



TE Part #352068-1
Z-PACK/A F-HDR 110P



TE Part #5-100525-4
CODING DEV INSRT COLOR GREEN




TE Part #3-794682-2
02P MICRO MNL ASSY,VRT,THRU,LF



TE Part #2337230-1
TACT ULTRA TB 3.0X2.0X0.6 160GF



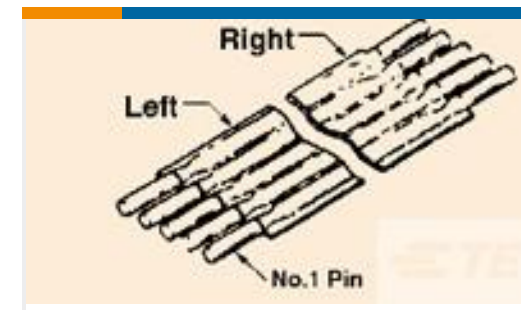
TE Part #2-1747981-3
Std HDMI, RA, SMT, Panel grd, Flange



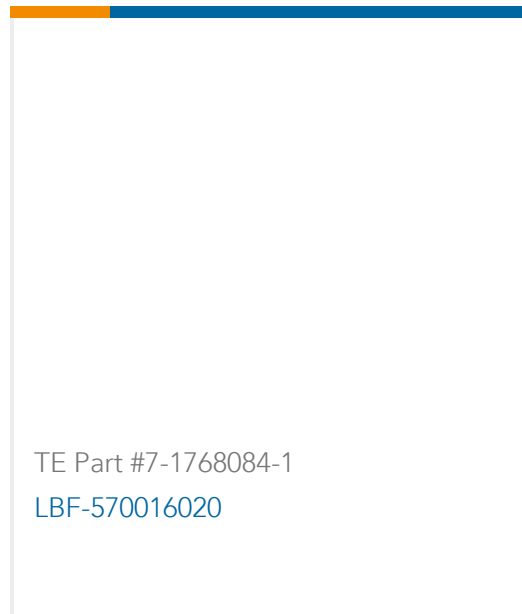
TE Part #2-5530843-7
CONN SEC II 18 POS 100C/L



TE Part #2205009-1
FST-6.75A-12



TE Part #4-1437180-6
FST-11A-10



TE Part #7-1768084-1
LBF-570016020

Documents

Product Drawings

[09 MSFL PLUG RA 318 \(SL,FM,BL\)](#)

English

CAD Files

Customer View Model

[ENG_CVM_CVM_747840-6_AC.2d_dxf.zip](#)

English

[3D PDF](#)

3D

Customer View Model

[ENG_CVM_CVM_747840-6_AC.3d_igs.zip](#)

English

Customer View Model

[ENG_CVM_CVM_747840-6_AC.3d_stp.zip](#)

English

By downloading the CAD file I accept and agree to the [Terms and Conditions](#) of use.

Product Specifications

[Application Specification](#)

English

Product Environmental Compliance

[MD_747840-6_06212013728_dmtec](#)

English

[MD_747840-6_06212013728_dmtec](#)

English



[Agency Approvals](#)

[UL Report](#)

English