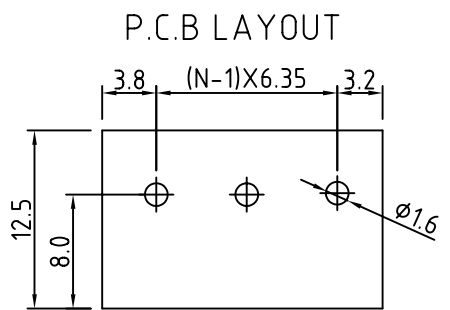
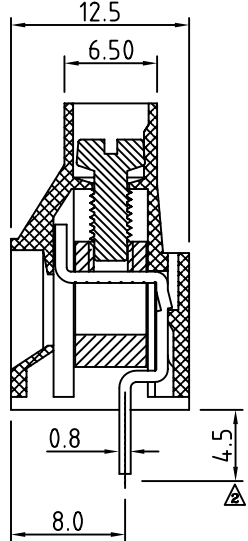
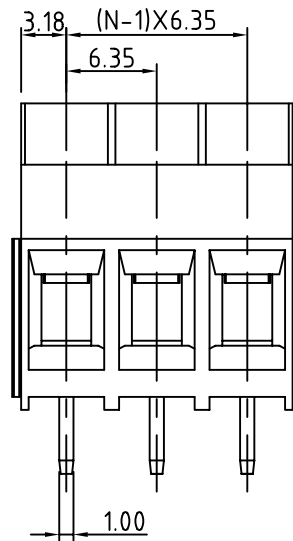


N=Number of contacts



THESE DRAWINGS AND SPECIFICATIONS ARE THE PROPERTY OF ON-SHORE TECHNOLOGY, INC. AND SHALL NOT BE REPRODUCED, COPIED OR USED IN ANY MANNER WITHOUT THE PRIOR WRITTEN CONSENT OF ON-SHORE TECHNOLOGY, INC.

SIGN	DATE	DESCRIPTION	APPROVER
△	1/17/03	Standard is changed from 30A to 25A.	Shi Jun
△	4/27/04	Dimension is changed from 4.8 to 4.5.	???
△			

Technical Data:

Material:

- Contact(metal housing): Brass Machined
- Terminal screw: Steel galvanized and chromazite or Nickel plated or Tin plated (standard) (option)

- Solder Pin: Brass with Tin plated

- Insulator body(housing): Polyamide(Glass filled)(UL94V-0)

Electrical

- Voltage rating: 300VAC
- △ Current rating: 25 Amps/way max
- Contact resistance: 20mΩ(max)
- Insulation resistance: 5000MΩ/1000V
- Withsanding Voltage: 1500VAC(1min) Test time=60sec/1pcs
- Wire range: 10-24AWG

Mechanical:

- Torque: 4kg-cm/M3
- Operating temperature: -33°C to +120°C
- Soldering ability: 95%coverage(min)
Test temperature= 230°C±10°C
Test time= 4sec±0.5sec
- Soldring reliability:
Test temperature= 250°C±10°C
5 seconds max



PART NAME: OSTT7-6.35mm Series				TITLE:	
PART NO.:OSTT7XX0150 (XX DENOTES NUMBER OF POSITIONS)				DWG NAME: 8T70001B4.DWG	
APPROVED BY	CHECKED BY	DESIGNED BY	DRAWN BY	CUSTOM NO.:	Tolerance X. ±0.50 X.X ±0.30 X.XX ±0.10 X° ±1°
		Marivn 2004,07,10	??? 2004,07,09		
				UNITS: mm	
				SCALE: 2.5/1	
				REVISION: B4	