

DO NOT SCALE FROM THIS PRINT

DESIGNED & DIMENSIONED IN INCHES[MILLIMETERS]

PRF01-P-C-EP-160A-RS

SERIES
-01: SMA

GENDER
-P: PLUG

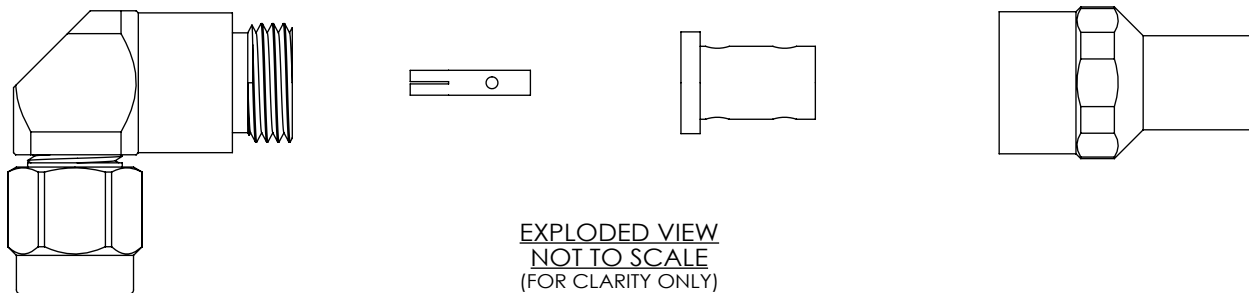
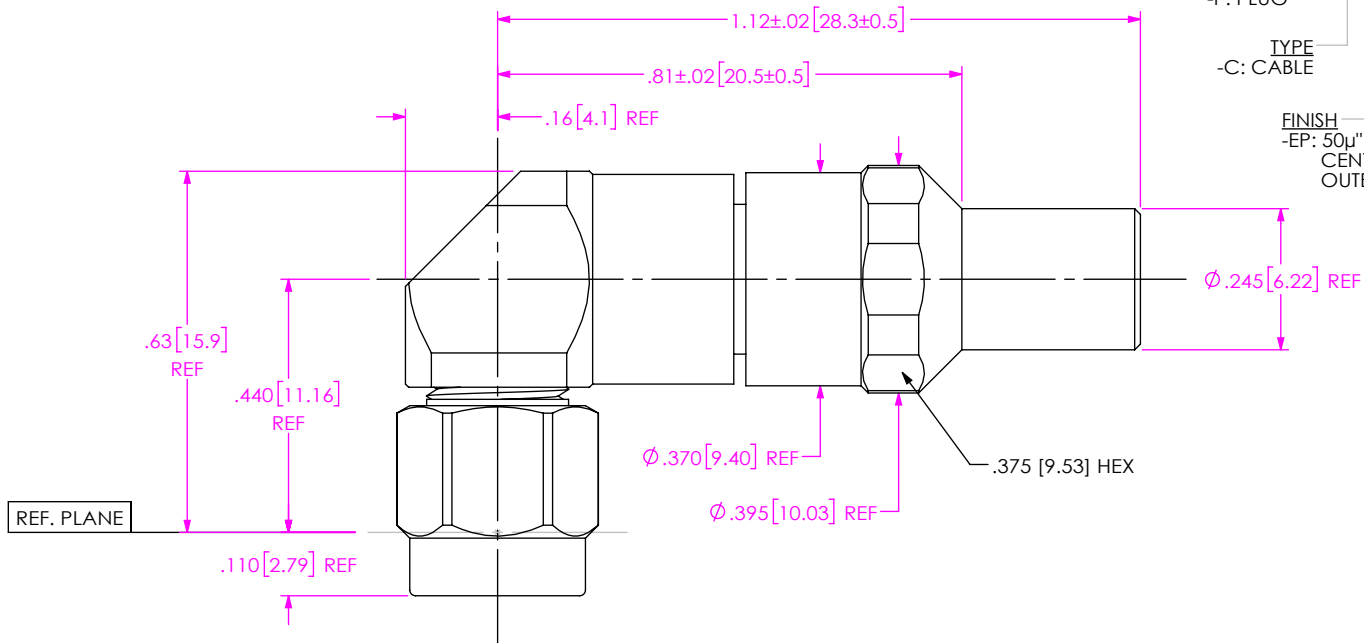
TYPE
-C: CABLE

FINISH
-EP: 50µ" EXTRA HEAVY GOLD CENTER CONTACT, PASSIVATED OUTER CONTACT

TERMINATION
-S: SOLDER CLAMP

ORIENTATION
-R: RIGHT ANGLE

CABLE TYPE
-160A: HARBOUR LL160



NOTES:

- MATERIAL:
MITER BODY, FORWARD BODY, COUPLING NUT & CLAMP NUT: STAINLESS STEEL.
CONTACT, REAR CONTACT & LOCK RING: BERYLLIUM COPPER.
FORWARD INSULATOR & REAR INSULATOR: PTFE.
GASKET: SILICONE RUBBER.
SOLDER FERRULE: BRASS ALLOY.
- FINISH:
MITER BODY, FORWARD BODY, COUPLING NUT & CLAMP NUT: PASSIVATED.
REAR CONTACT, CONTACT & SOLDER FERRULE: GOLD OVER NICKEL PLATE, 50 µIN MIN GOLD OVER 50 µIN MIN NICKEL.
- PCI P/N: 4045.

UNLESS OTHERWISE SPECIFIED, DIMENSIONS ARE IN INCHES.
TOLERANCES ARE:
DECIMALS ANGLES
.XX: ±.01 [0.3] 1°
.XXX: ±.005 [0.13]
.XXXX: ±.0005 [0.013]

PROPRIETARY NOTE
THIS DOCUMENT CONTAINS CONFIDENTIAL AND PROPRIETARY INFORMATION AND ALL DESIGN, MANUFACTURING, REPRODUCTION, USE, PATENT RIGHTS AND SALES RIGHTS ARE EXPRESSLY RESERVED BY SAMTEC, INC. THIS DOCUMENT SHALL NOT BE DISCLOSED, IN WHOLE OR PART, TO ANY UNAUTHORIZED PERSON OR ENTITY NOR REPRODUCED, TRANSFERRED OR INCORPORATED IN ANY OTHER PROJECT IN ANY MANNER WITHOUT THE EXPRESS WRITTEN CONSENT OF SAMTEC, INC.



520 PARK EAST BLVD, NEW ALBANY, IN 47150
PHONE: 812-944-6733 FAX: 812-948-5047
e-Mail: info@SAMTEC.com code 55322

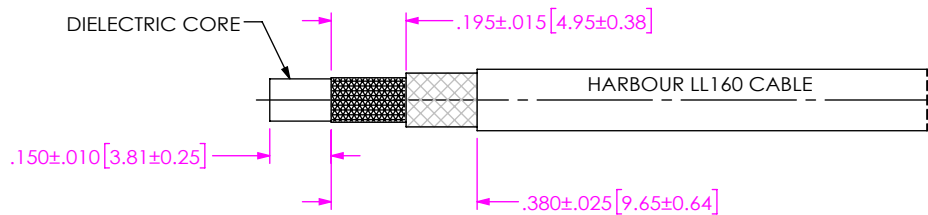
DO NOT SCALE DRAWING

SHEET SCALE: 2:1

DESCRIPTION: SMA RT. ANGLE PLUG, SOLDER CLAMP FOR HARBOUR LL160 CABLE

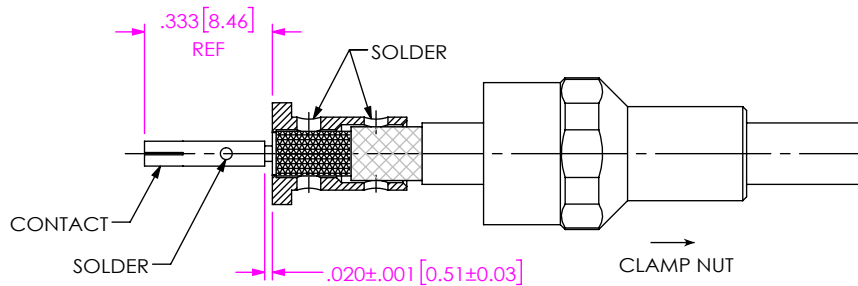
DWG. NO. PRF01-P-C-EP-160A-RS

BY: ETHAN C 12/18/2020 SHEET 1 OF 2



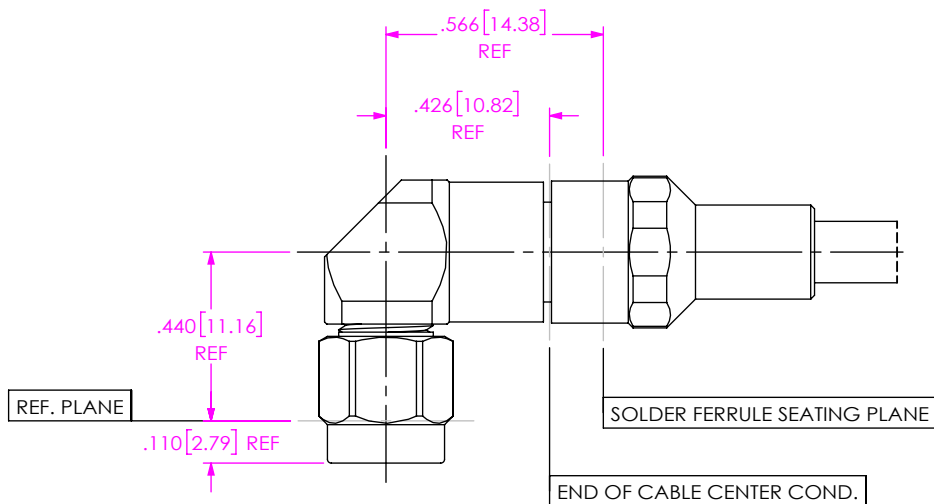
1A. TRIM CABLE TO EXPOSE DIELECTRIC CORE AND OUTER BRAIDS AS SHOWN.

IN-PROCESS 1



- 2A. SLIDE CLAMP NUT OVER CABLE AS SHOWN.
- 2B. INSERT CABLE INTO SOLDER FERRULE UNTIL INNER BRAID SEATS IN FERRULE. THEN SOLDER CABLE BRAIDS TO FERRULE WHERE SHOWN.
- 2C. TRIM CABLE DIELECTRIC FLUSH WITH SOLDER FERRULE FACE. (DO NOT NICK CABLE CENTER CONDUCTOR).
- 2D. SOLDER CONTACT WITH INDICATED GAP.

IN-PROCESS 2



3A. INSERT CABLE/CONTACT SUB-ASSEMBLY INTO CONNECTOR UNTIL SEATED AND TIGHTEN CLAMP NUT TO 35-45 IN-LBS.

IN-PROCESS 3

PROPRIETARY NOTE
 THIS DOCUMENT CONTAINS CONFIDENTIAL AND PROPRIETARY INFORMATION AND ALL DESIGN, MANUFACTURING, REPRODUCTION, USE, PATENT RIGHTS AND SALES RIGHTS ARE EXPRESSLY RESERVED BY SAMTEC, INC. THIS DOCUMENT SHALL NOT BE DISCLOSED, IN WHOLE OR PART, TO ANY UNAUTHORIZED PERSON OR ENTITY NOR REPRODUCED, TRANSFERRED OR INCORPORATED IN ANY OTHER PROJECT IN ANY MANNER WITHOUT THE EXPRESS WRITTEN CONSENT OF SAMTEC, INC.



520 PARK EAST BLVD, NEW ALBANY, IN 47150
 PHONE: 812-944-6733 FAX: 812-948-5047
 e-Mail info@SAMTEC.com code 55322

DO NOT SCALE DRAWING

SHEET SCALE: 2:1

DESCRIPTION: SMA RT. ANGLE PLUG, SOLDER CLAMP FOR HARBOUR LL160 CABLE

DWG. NO. PRF01-P-C-EP-160A-RS

BY: ETHAN C 12/18/2020 SHEET 2 OF 2