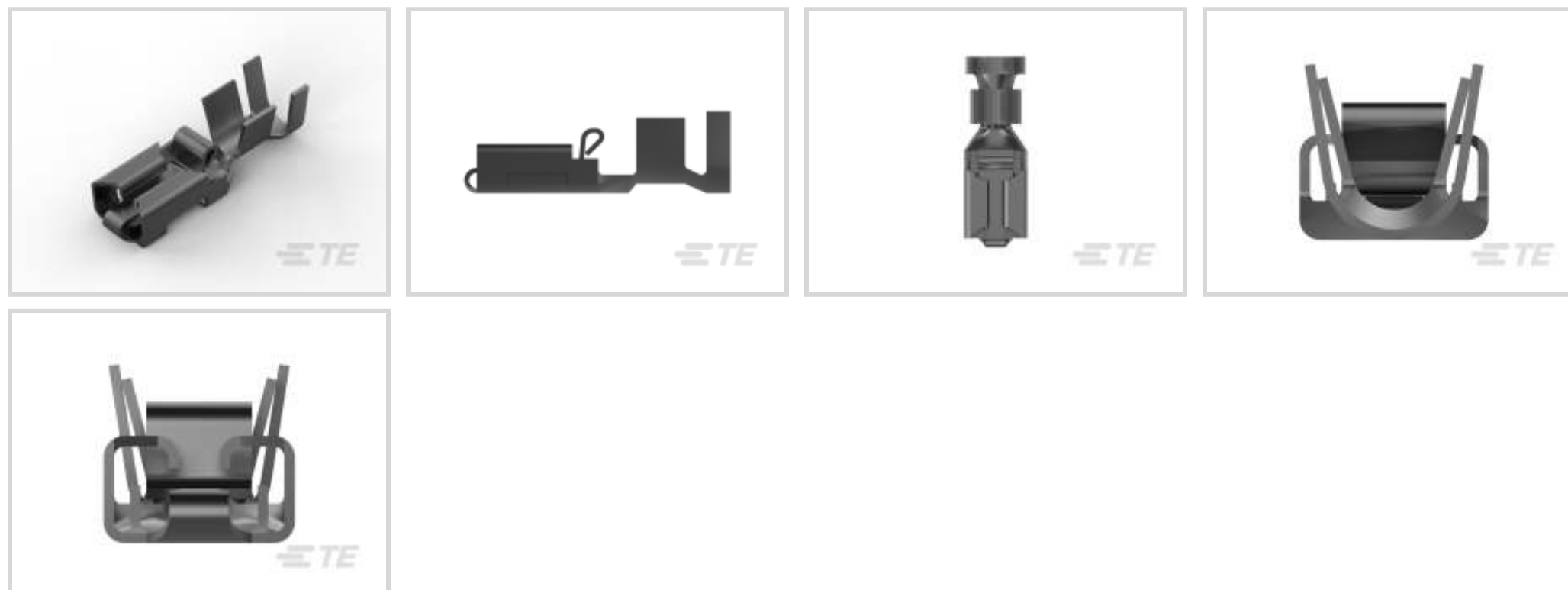




Terminals & Splices > Quick Disconnects

Quick Disconnect Terminal Type: **Receptacle**Wire Size: **3.31 – 5.26 mm²**Mating Tab Width: **6.35 mm [.25 in]**Mating Tab Thickness: **.81 mm [.032 in]**

Features

Product Type Features

Insertion Force	Low
-----------------	-----

Configuration Features

Connection Capacity	Single
Compatible With Wire & Cable Type	Discrete Wire

Contact Features

Quick Disconnect Terminal Type	Receptacle
Mating Tab Width	6.35 mm [.25 in]
Mating Tab Thickness	.81 mm [.032 in]
Terminal Orientation	Straight
Contact Base Material	Brass
Terminal Plating Material	Pre-Tin
Crimp Type	F-Crimp
Barrel Type	Open

Termination Features



Product Terminates To	Wire & Cable
-----------------------	--------------

Mechanical Attachment

Wire Insulation Support	With
Mating Retention Type	Dimple

Dimensions

Terminal Material Thickness	.41 mm[.016 in]
Product Length	22.2 mm[.874 in]
Compatible Insulation Diameter Range	3.43 – 5.08 mm[.135 – .2 in]
Wire Size	3.31 – 5.26 mm ²

Usage Conditions

Insulation Option	Uninsulated
Operating Temperature Range	-40 – 110 °C[-40 – 230 °F]

Industry Standards

Agency/Standard	UL
-----------------	----

Packaging Features

Packaging Quantity	1250
Packaging Method	Strip/Reel

Product Compliance

[For compliance documentation, visit the product page on TE.com>](#)

EU RoHS Directive 2011/65/EU	Compliant
EU ELV Directive 2000/53/EC	Compliant
China RoHS 2 Directive MIIT Order No 32, 2016	No Restricted Materials Above Threshold
EU REACH Regulation (EC) No. 1907/2006	Current ECHA Candidate List: JUNE 2023 (235) Candidate List Declared Against: JAN 2023 (233) Does not contain REACH SVHC
Halogen Content	Low Halogen - Br, Cl, F, I < 900 ppm per homogenous material. Also BFR/CFR/PVC Free
Solder Process Capability	Not applicable for solder process capability

Product Compliance Disclaimer

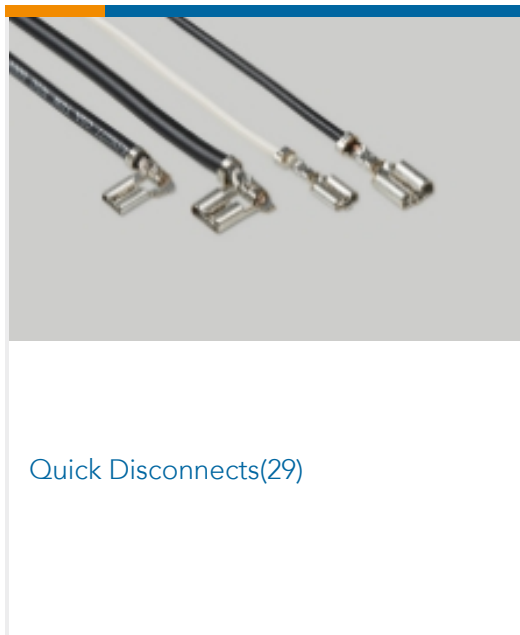
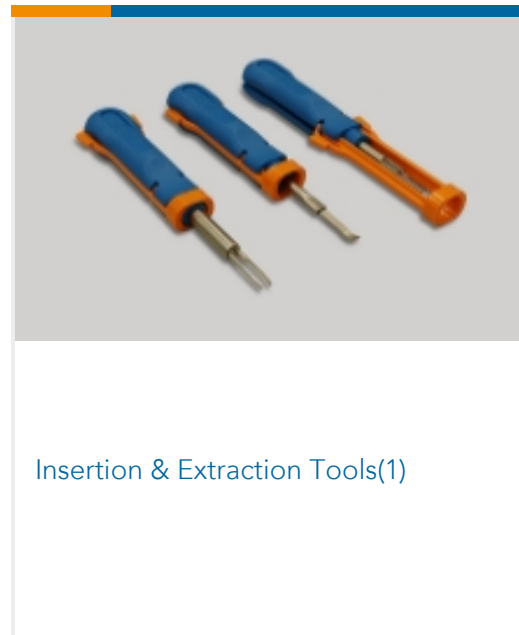
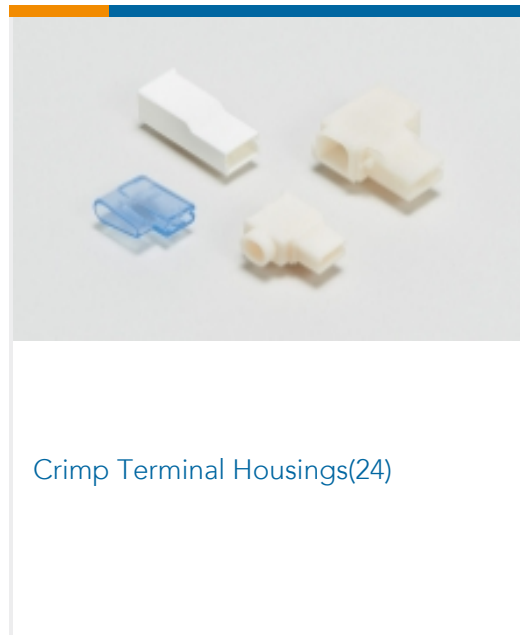

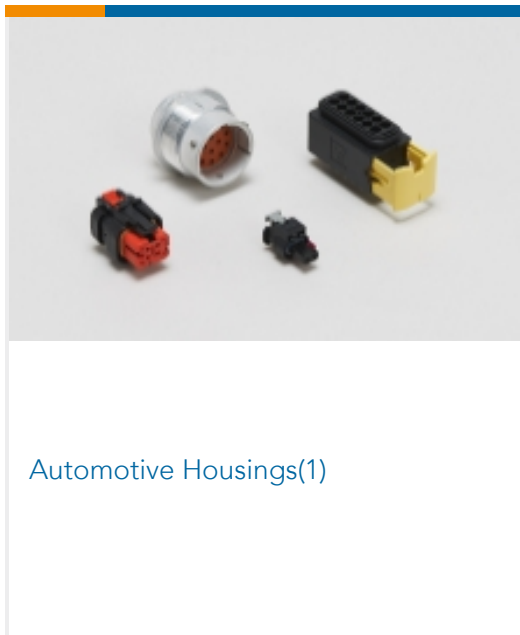
This information is provided based on reasonable inquiry of our suppliers and represents our current actual knowledge based on the information they provided. This information is subject to change. The part numbers that TE has identified as EU RoHS compliant have a maximum concentration of 0.1% by weight in homogenous materials for lead, hexavalent chromium, mercury, PBB, PBDE, DBP, BBP, DEHP, DIBP, and 0.01% for cadmium, or qualify for an exemption to these limits as defined in the Annexes of Directive 2011/65/EU (RoHS2). Finished electrical and electronic equipment products will be CE marked as required by Directive 2011/65/EU. Components may not be CE marked. Additionally, the part numbers that TE has identified as EU ELV compliant have a maximum concentration of 0.1% by weight in homogenous materials for lead, hexavalent chromium, and mercury, and 0.01% for cadmium, or qualify for an exemption to these limits as defined in the Annexes of Directive 2000/53/EC (ELV). Regarding the REACH Regulation, the information TE provides on SVHC in articles for this part number is based on the latest European Chemicals Agency (ECHA) 'Guidance on requirements for substances in articles' posted at this URL: <https://echa.europa.eu/guidance-documents/guidance-on-reach>

Compatible Parts

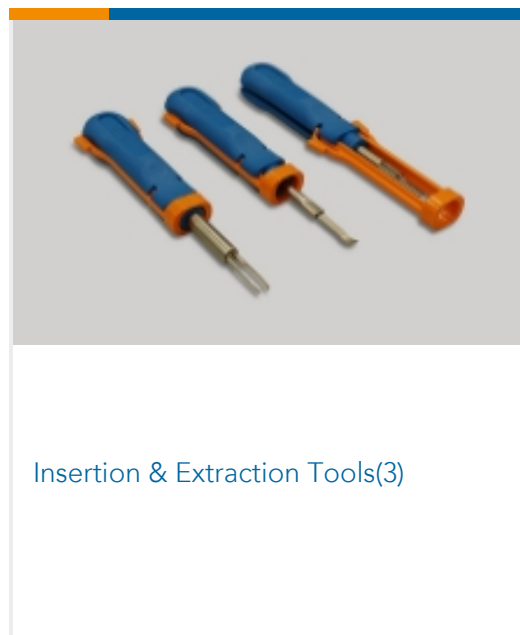
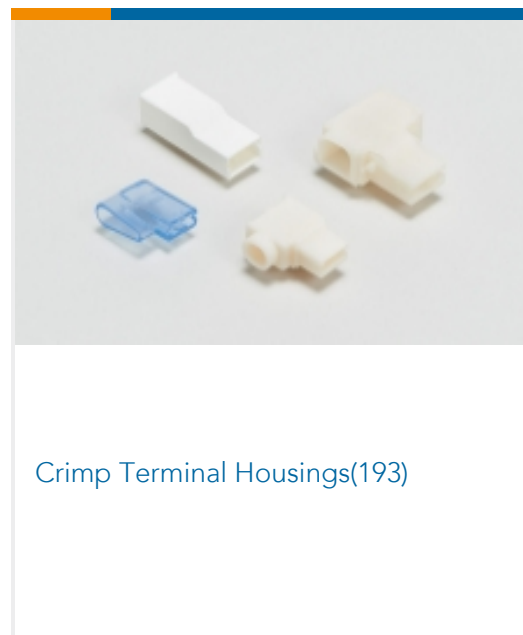





Also in the Series | **Mark I**




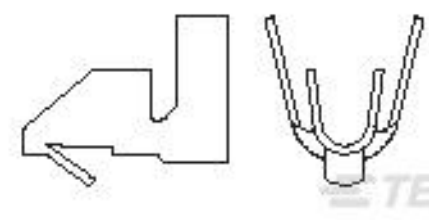
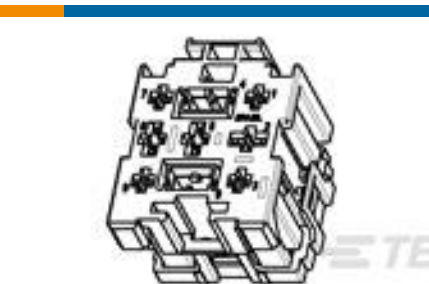

Also in the Series | **Positive Lock 250**





Quick Disconnects(186)

Customers Also Bought

TE Part #63812-1
250 PL MKI REC. 18-14AWG TPBRTE Part #485030-1
RING 18-14 AWG TPBRTE Part #3-770565-1
MINI AMP-IN 22-18 AWG SN/BRASS
LFTE Part #2-171822-3
EIS REC. HSG 3P-BLACK
LFTE Part #292228-6
1.5 MINI CT SGL H SMT W/O BOSSTE Part #6766615-1
293-0091-01100=HSG ASSY W/CLIPSTE Part #444020-1
9P HSG ASS'Y JR/STDTE Part #880684-2
.140 DIA PINTE Part #1480838-1
MAXI RELAY SUPORTTE Part #1599962-2
MAXI FUSE BOX WITH JCASE ASSY

Documents

Product Drawings

[250 PL MKI REC. 12-10AWG PTBR](#)

English

CAD Files

[3D PDF](#)

3D

[Customer View Model](#)

[ENG_CVM_CVM_790319-3_AC.2d_dxf.zip](#)



English

Customer View Model

[ENG_CVM_CVM_790319-3_AC.3d_igs.zip](#)

English

Customer View Model

[ENG_CVM_CVM_790319-3_AC.3d_stp.zip](#)

English

By downloading the CAD file I accept and agree to the [Terms and Conditions](#) of use.

Datasheets & Catalog Pages

[1654742_HOUSEHOLD_APPLIANCES_RAST5](#)

English

Positive Lock Receptacles

English

Product Specifications

Application Specification

English

APPLICATION SPECIFICATION FOR: AMP POSITIVE LOCK REC. TERMINAL MKI (SPECIFICA DI APPLICAZIONE PER TERMINALE AMP POSITIVE LOCK RECEPTACLE MKI)

English

Product Environmental Compliance

Product Compliance Document

English

Product Compliance Document

English