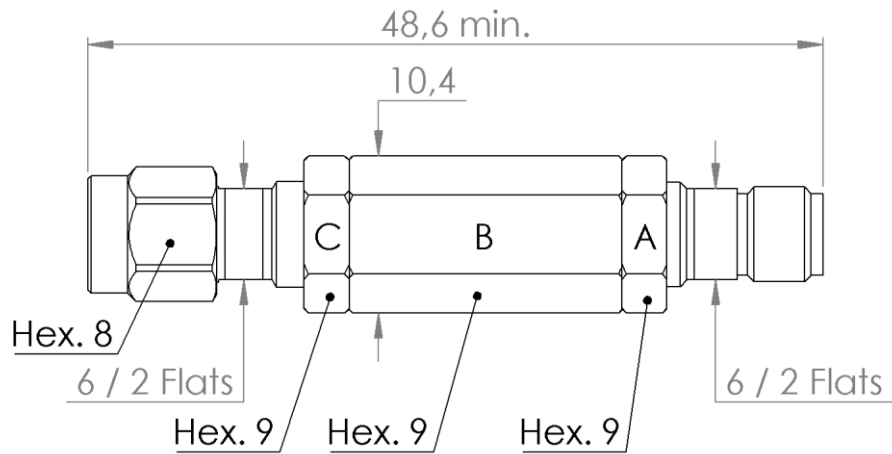


PAGE 1/2	ISSUE 18-01-19B	SERIES PHASE SHIFTER	PART NUMBER R499103000
----------	-----------------	----------------------	------------------------

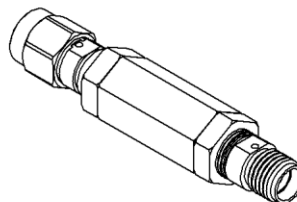
SCALE 2 : 1



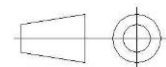
INSTRUCTION FOR USE :

- Free A from B
- Free C from B
- Adjust phase by rotating B
- Lock A to B without rotating B
- Lock C to B

SCALE 1 : 1



All dimensions are in mm. Tolerances according ISO 2768 m-H



Weight **18,81** g

PAGE 2/2	ISSUE 18-01-19B	SERIES PHASE SHIFTER	PART NUMBER R499103000
----------	------------------------	-----------------------------	-------------------------------

ELECTRICAL CHARACTERISTICS

Operating Frequency Range	DC - 18	GHz
Impedance	50	Ω
VSWR DC-18	1.05 + 0.014 x F(GHz)	
Insertion Loss	0.1 x SQR(F)	dB
Maximum Shift Range	10° x F (GHz)	°
Phase Shift Range per Rotation	0.6° x F (GHz)	°
Peak power at 25°C (1μs, 1%)	200	W
Average power at 25°C	40	W (Free Air Cooled)

MECHANICAL CHARACTERISTICS

Connectors	SMA	Male Female	MIL-C 39012
Max Length Variation	8,6	mm	

ENVIRONMENTAL CHARACTERISTICS

Operating temperature range	-40/+85 °C
Storage temperature range	-55/+85 °C