



RWS Series Datasheet

SMD | Power Safety Wirewound Resistors | Ceramic core
Flame Retardant | Silicone Encapsulation

ORDERING CODE - Example

New SAP Part Nr.:

RWS	502	J	K	-	13-	100R	AA
Serie	Size	Tol.	Pack-Code	TCR	Package type	R Value	Special
	502 = 5020	J = ±5%	K = Blister Tape	- Base on spec.	13- = 13 inch (Reel diameter)		AA = Standard

Historical VTM Part Nr.:

RWS	5020	J	K	-	13	100R
Type	Size	Tol.	K = Blister tape reel	TC	Reel diam.	R Value

APPLICATIONS

- Computer & Peripherals
- Industrial
- Power & Energy
- Consumer & Electronics

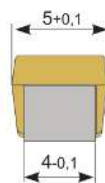
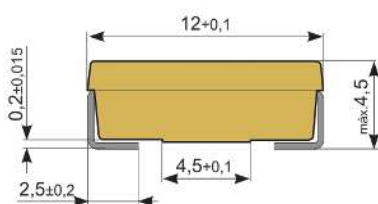
FEATURES

- Suitable for automatic pick and place
- Best in class fail safe resistor (main voltage 230[V])
- All welded construction
- Small package size
- Molded encapsulation
- RoHs Compliant

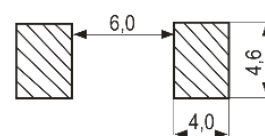
ELECTRICAL SPECIFICATIONS

Type			RWS502
Historical Part Number			RWS5020
Nominal Power Rating	P ₂₅	[W]	2,2
	P ₇₀		1,6
Resistance Range		[Ω]	* 1R ... 100R (Other values upon request)
E-Series (preferred)			E24 (Other upon request)
Tolerances		±[%]	J = 5%
Temperature Coefficient		±[10 ⁻⁶ K ⁻¹]	250 ⁺⁵⁰
Working Temperature Range		[°C]	-55 ... +200
Thermal Resistance		[KW ⁻¹]	100
Max. Working Voltage		[V] _{RMS}	$\sqrt{P_{70} \times R}$
Dielectric Withstanding Voltage IEC115-1 clause 4.7 (1[min])		[V] _{RMS}	1000
Insulation Resistance IEC115-1 clause 4.6		[MΩ]	>1000

DIMENSIONS [mm]



SOLDER PAD



RWS Series Datasheet

PERFORMANCE DATA

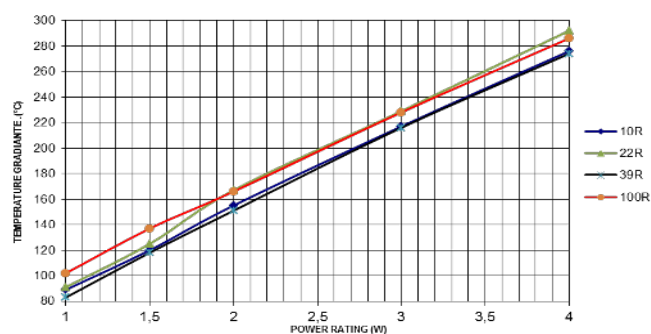
Type		RWS502
Historical Part Number		RWS5020
Derating Linear	[°C]	70...200 (0W)
Climatic Category		55/200/56
Endurance <i>IEC60115-1 clause 4.25</i> <i>(P_{th} @ 70[°C], 1000[h])</i>	±[%]	3,0
Damp Heat, Steady State <i>IEC60115-1 clause 4.24</i> <i>(40[°C], 93[% r.h.], 56[d])</i>	±[%]	2,0
Climatic Sequence <i>IEC60115-1 clause 4.23</i>	±[%]	1,0
Resistance to Soldering Heat <i>IEC60115-1 clause 4.18</i> <i>(260^{±5}[°C], 3,5^{±1}[s])</i>	±[%]	0,25
Short Time Overload <i>IEC60115-1 clause 4.13</i>	±[%]	1,0
Temperature Shock <i>IEC60115-1 clause 4.19</i>	±[%]	0,25
Board-bending Test		No interruption
Solderability <i>IEC60068-2-20</i> <i>(245^{±5}[°C] 3^{±0,5}[s])</i>		Solder bath method (> 95% coverage)
Marking <i>IEC60062</i>		Printed in clear (Type – Value – Tolerance)

FUSE CHARACTERISTICS

New Part Nr.	RWS502	Note: The special construction off resistance values >10R results in an immediate interruption (<1s, 200[ms] typical), when mains voltage (120/230[V] _{RMS}) is applied. No flames, no explosion. After fusing, the resistance value is 100K.
Historical Part Nr.	RWS5020	
Resistance Range	*1R ... 100R	* The interruption mechanism for resistance values <10R and resistance values >max. range is not clearly defined, also for other voltage. Need to be tested in the final application

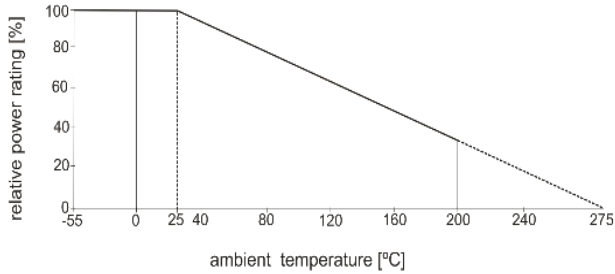
PERFORMANCE GRAPHS

Temperature Rise

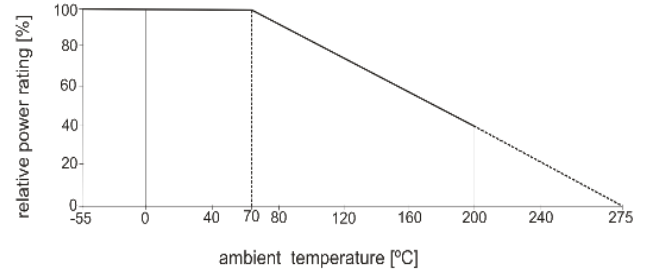


RWS Series Datasheet

Derating – P₂₅

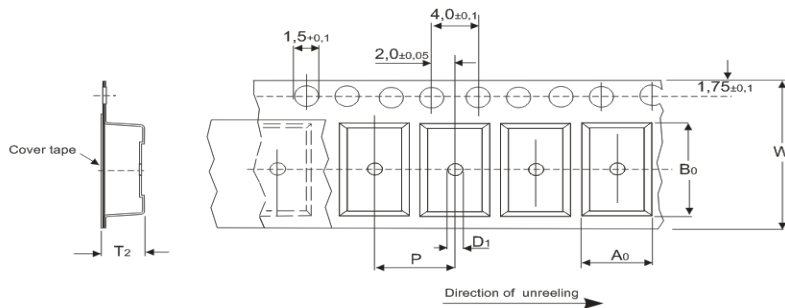


Derating – P₇₀

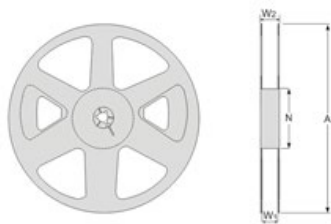


PACKAGING

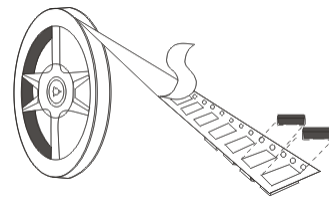
The standard packaging for RWS , dimensions below.



Type	A0	B0	W	D1	P	T2
RWS502	5,4	12,4	24	1,5	8	5



Type	W1	W2	N	A
RWS502	25,4	29,5	90	330



Type	Packaging	Pieces
RWS502	13(inch) Blister tape	1500