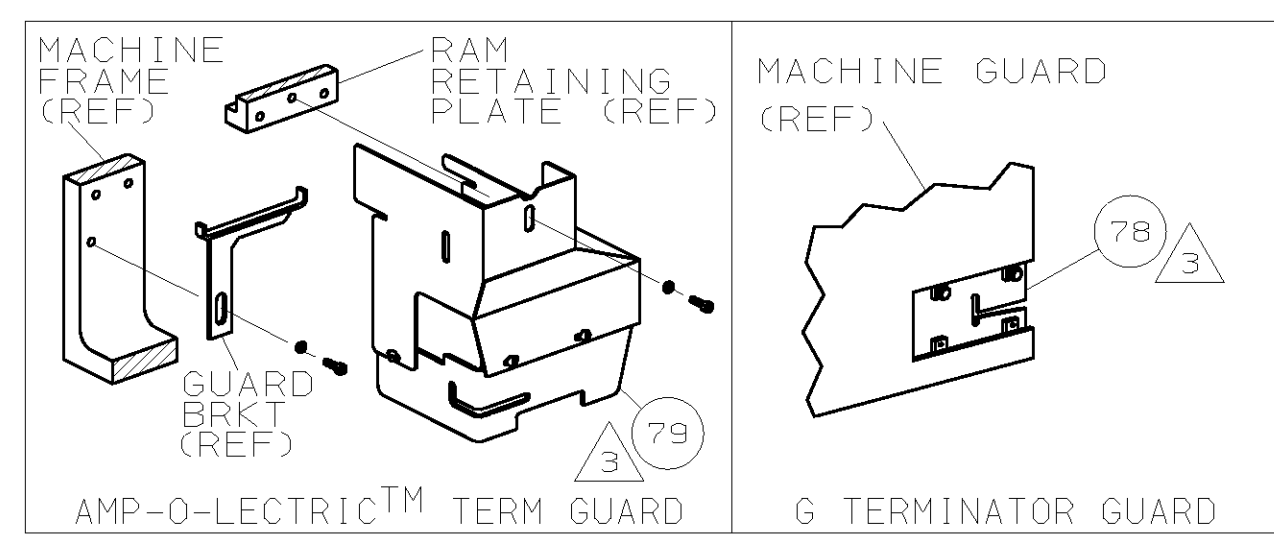


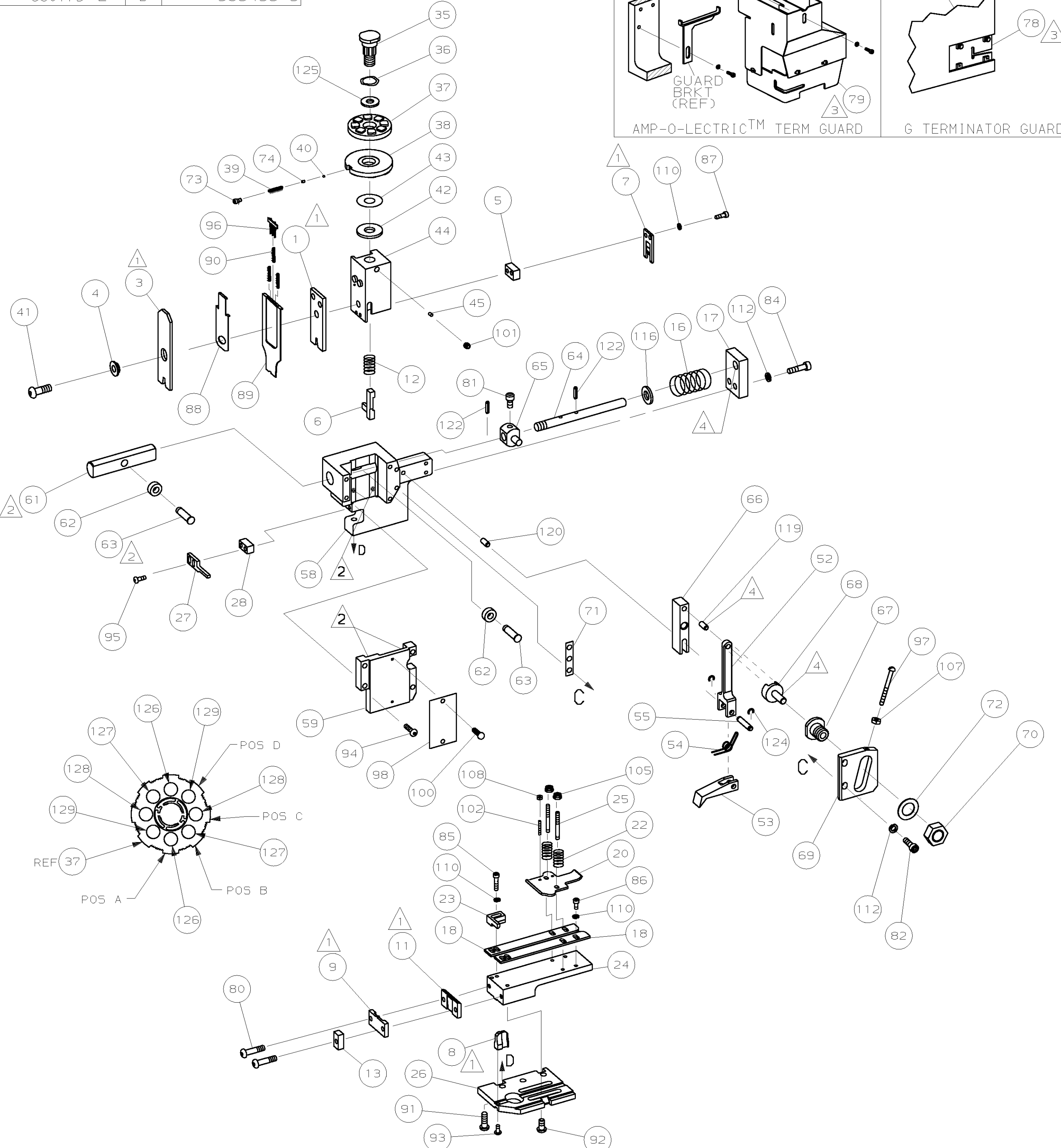
PART NUMBER	REV	FIRST USED
680179-1	D	122500-1
680179-2	D	565435-5



TERMINAL NAME: .312 FASTON™ RECEPTACLE					
CRIMPING DATA					
PAD LTR	CRIMP HEIGHT	WIRE SIZE			
A	.090 ±.002 [2.29 ±0.05mm]	12			
B	.083 ±.002 [2.11 ±0.05mm]	2 (16)			
C	.077 ±.002 [1.96 ±0.05mm]	14 OR (16 & 18)			
D	.069 ±.002 [1.75 ±0.05mm]	16			
CRIMP	SIZE	TYPE	RANGE		
WIRE	.120 [3.05mm]	F	16 - 12		
INSUL	.250 [6.35mm]	F	.160 MAX		
WIRE STRIP LENGTH	TERM APPL SPEC	FEED	APPL INSTRUCTION	SET UP GAGE	LAYOUT
.157-.217	114-2065	.966	408-8039	458638-1	200

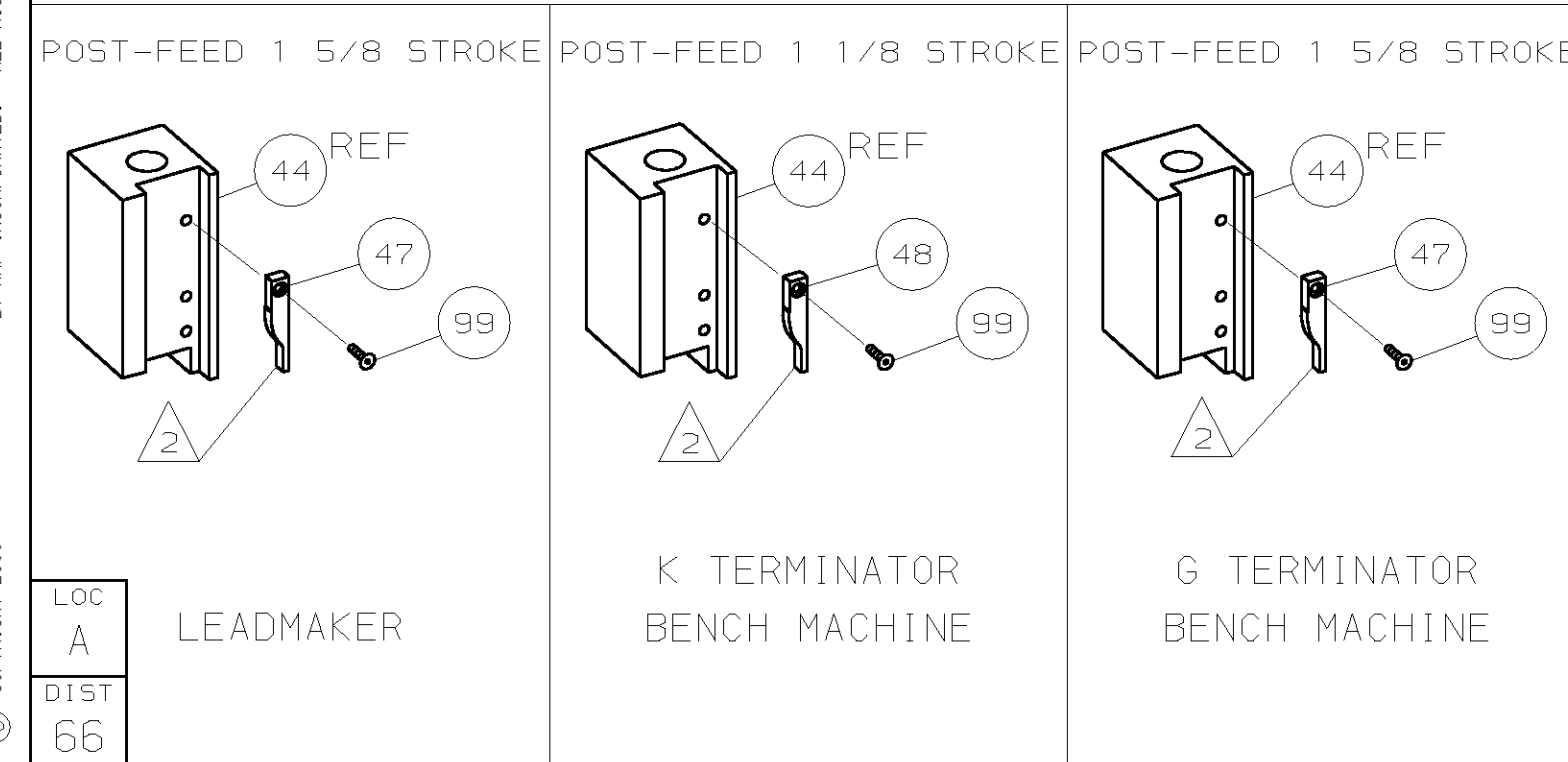
-1		LEADMAKER & BENCH MODEL G	MECH POST FEED		
-2		BENCH MODEL K	MECH POST FEED		
REF	REF	- A	22594-8	NUT, HEX	70
REF	REF	- B	240628-1	PLATE, ADJ	69
REF	REF	- B	240626-1	SHAFT, PIVOT	68
REF	REF	- B	240633-1	BUSHING	67
REF	REF	- A	455680-1	LEVER, INTERMEDIATE	66
REF	REF	- B	240629-1	BLOCK, PIVOT	65
REF	REF	- A	240632-2	SCR, ADJ	64
REF	REF	- B	240659-3	PIN, CAM ROLLER	63
REF	REF	- B	240658-1	CAM, ROLLER	62
REF	REF	- B	454398-1	ROD, FEED	61

THIS DRAWING IS A CONTROLLED DOCUMENT.



QTY	REF	REV	U/M	DWG SIZE	PART NO	DESCRIPTION	ITEM NO
2	2	-	C		354779-2	PIN, WIRE DISC (.3000)D	129
2	2	-	C		8-354778-2	PIN, WIRE DISC (.2905)C	128
2	2	-	C		6-354778-9	PIN, WIRE DISC (.2840)B	127
2	2	-	C		5-354778-5	PIN, WIRE DISC (.2770)A	126
1	1	-	A		986950-1	WASHER, FLAT PRECISION	125
REF	REF	-	A		21045-3	RING, RET "C" (Ø.187)FD PIN	124
REF	REF	-	A		5-21028-1	PIN, STD SPRING (Ø.12)FD ADJ ROD	122
REF	REF	-	A		1-21030-7	PIN, DOWEL (Ø.187x1.50)H5G	120
REF	REF	-	A		1-21030-1	PIN, DOWEL (Ø.187x.50)LEVER	119
REF	REF	-	A		21899-4	WASHER, FLAT (Ø5/16)SCR ADJ	116
REF	REF	-	A		21024-5	WASHER, LOCK (NO.10)FD ROD GDE	112
7	7	-	A		21024-4	WASHER, LOCK (NO.8)SHEAR BL	110
2	2	-	A		21018-4	NUT, HEX (4-40)DRAG	108
REF	REF	-	A		21018-5	NUT, HEX (6-32)FD ADJ PL	107
2	2	-	A		21022-2	NUT, HEX 5L (8-32)DRAG STUD	105
2	2	-	A		2-21006-6	SCR, SKT SET (4-40x.62)DRAG	102
1	1	-	A		21009-2	SCR, SKT SET (1/4-20x.25 )RAM	101
2	2	-	A		21017-2	SCR, DRIVE (#2x.19) ID PLATE	100
1	1	-	A		1-21002-7	SCR, BHC (6-32x.38)CAM	99
1	1	-	B		461264-1	PLATE, IDENTIFICATION	98
REF	REF	-	A		6-23715-5	SCR, PAN HD (6-32x1.50)FEED ADJ	97
1	1	-	A3		1424350-1	HOLDER, PIN, WIRED	96
2	2	-	A		2-21002-2	SCR, BHC (8-32x.50)STRIPPER	95
REF	REF	-	A		2-21002-9	SCR, BHC (10-32x.75)H5G CAP	94
1	1	-	A		22733-8	SCR, BHC (8-32x.38 LW)ANVIL	93
4	4	-	A		3-21002-3	SCR, BHC (1/4-20x.50)ST 6D PL	92
REF	REF	-	A		2-22733-8	SCR, BHC (1/4-20x.62)BASE PL	91
3	3	-	A		2-23147-2	SPRING, DEPRESSOR	90
1	1	-	A2		1490525-3	DEPRESSOR, WIRE	89
1	1	-	A3		1490524-1	SPACER, DEPRESSOR	88
2	2	-	A		2-21000-8	SCR, 5HC (8-32x.62)SLUG BLADE	87
3	3	-	A		2-21000-6	SCR, 5HC (8-32x.38)STRIP GUIDE	86
2	2	-	A		2-21000-9	SCR, 5HC (8-32x.75)R STRIP GUIDE	85
REF	REF	-	A		3-21000-7	SCR, 5HC (10-32x.75)FEED ROD GDE	84
REF	REF	-	A		3-21000-6	SCR, 5HC (10-32x.62)FEED ADJ PL	82
REF	REF	-	A		3-21000-4	SCR, 5HC (10-32x.38)PIVOT BLOCK	81
2	2	-	A		3-21002-0	SCR, BHC (10-32x.88)SHEAR PL	80
REF	-	-	A		455745-1	GUARD, WINDOW	79
-	REF	-	A		679532-1	INSERT, GUARD	78
1	1	-	A		690603-1	SPRING, ASSIST	74
1	1	-	A		23030-1	SCR, SKT CAP (6-32x.25)CP DSC	73
REF	REF	-	A		458109-1	WASHER, FLAT (SPECIAL)	72
REF	REF	-	A		690517-1	SPACER	71

QTY	REF	REV	U/M	DWG SIZE	PART NO	DESCRIPTION	ITEM NO
1	1	-	B		690501-3	CAM, POST FEED 1 1/8 ST	48
-	1	-	B		690501-4	CAM, POST-FEED 1 5/8 ST	47
1	1	-	A		690191-1	PLUG, NYLON	45
1	1	-	C		455674-1	RAM	44
1	1	-	A		690125-1	WASHER, LAMINATED	43
1	1	-	A		690124-1	WASHER, RAM	42
1	1	-	A		7-21002-9	BOLT, CRIMPER (5/16-24x1.00)	41
1	1	-	A		23241-6	BALL, STEEL	40
1	1	-	A		690170-1	SPRING, COMPRESSION	39
1	1	-	C		690142-1	DISC, INSULATION	38
1	1	-	D		354777-1	WIRE DISC, PLASTIC	37
1	1	-	A		22480-5	WASHER, SPRING	36
1	1	-	B		690212-1	POST, RAM	35
1	1	-	D		458980-2	APPLICATOR, BASIC (SUB ASSY)	32
1	1	-	B		3-690451-2	SPACER, STRIPPER	28
1	1	-	A		240639-1	STRIPPER	27
REF	REF	-	C		455676-1	PLATE, BASE	26
2	2	-	A		22354-8	DRAG, STUD	25
1	1	-	B		458803-2	PLATE, STRIP GUIDE	24
1	1	-	C		240825-3	PLATE, STRIP HOLD DOWN	23
2	2	-	A		4-22281-1	SPRING, DRAG	22
1	1	-	A		454177-1	DRAG, STOCK	20
2	2	-	C		454204-3	GUIDE, STRIP (FRONT)	18
REF	REF	-	A		454178-1	GUIDE, FEED ROD	17
REF	REF	-	A		4-22284-9	SPRING, FEED RETURN	16
1	1	-	C		2-690481-0	SPACER, HOLD DOWN	13
1	1	-	A		23846-1	SPRING, HOLD DOWN	12
1	1	-	B		240833-4	PLATE, REAR SHEAR	11
1	1	-	B		3-690495-3	PLATE, FRONT SHEAR	9
1	1	-	D		4-240693-0	ANVIL	8
1	1	-	B		2-690474-7	BLADE, SLUG	7
1	1	-	D		2-455892-7	HOLD DOWN, TERMINAL	6
1	1	-	C		2-240641-5	SPACER, SLUG BLADE	5
1	1	-	B		238009-2	SPACER, BLOCK CRIMPER	4
1	1	-	C		2-456134-4	CRIMPER, INSULATION	3
1	1	-	C		456409-3	CRIMPER, WIRE	1



- 1 RECOMMENDED SPARE PARTS.
- 2 GREASE LIGHTLY.
- 3 GUARD MUST BE IN PLACE WHEN OPERATING APPLICATOR IN A BENCH MACHINE.
- 4 LUBRICATE DAILY USING NO. 20 MACHINE OIL.
- 5. ITEMS WITH QTY OF REF SPECIFIED (EXCEPT ITEMS 78 AND 79) ARE USED ON ITEM 32.
- 6 ITEM 78 USED WITH G TERMINATOR ONLY.

THIS DRAWING IS UNRELEASED FOR PUBLICATION  
 RELEASED FOR PUBLICATION  
 BY AMP INCORPORATED. ALL RIGHTS RESERVED.  
 AMP 1756 REV 3-92  
 18-FEB-05 06:51:44 US018246

LOC	DESCRIPTION
A	LEADMAKER
K	TERMINATOR BENCH MACHINE
G	TERMINATOR BENCH MACHINE

QTY	REF	REV	U/M	DWG SIZE	PART NO	DESCRIPTION	ITEM NO
1	1	-	A		690603-1	SPRING, ASSIST	74
1	1	-	A		23030-1	SCR, SKT CAP (6-32x.25)CP DSC	73
REF	REF	-	A		458109-1	WASHER, FLAT (SPECIAL)	72
REF	REF	-	A		690517-1	SPACER	71

QTY RECD PER ASSY		PARTS LIST	
1	1	-	C
1	1	-	A
1	1	-	B
1	1	-	D