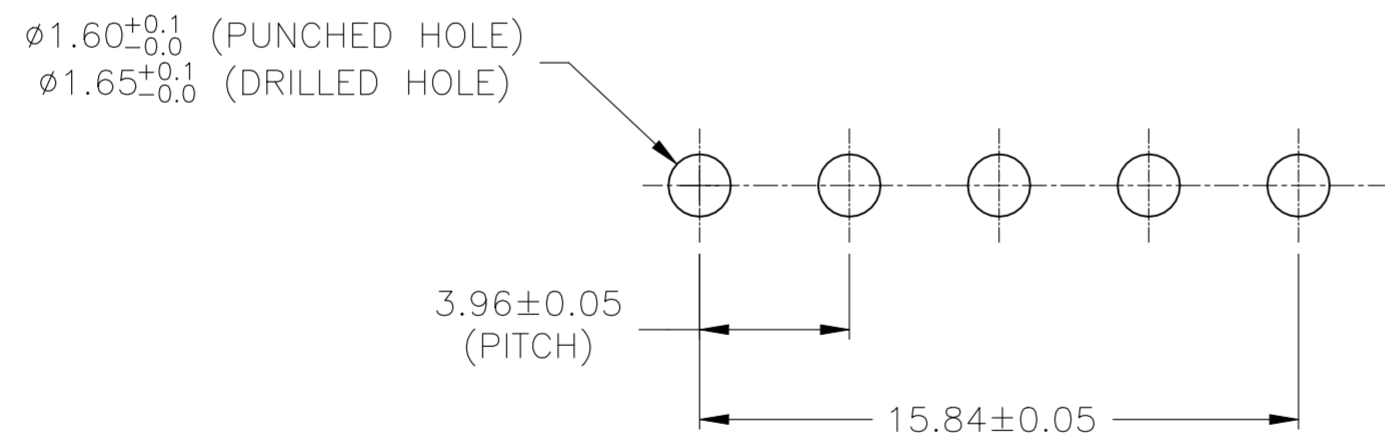
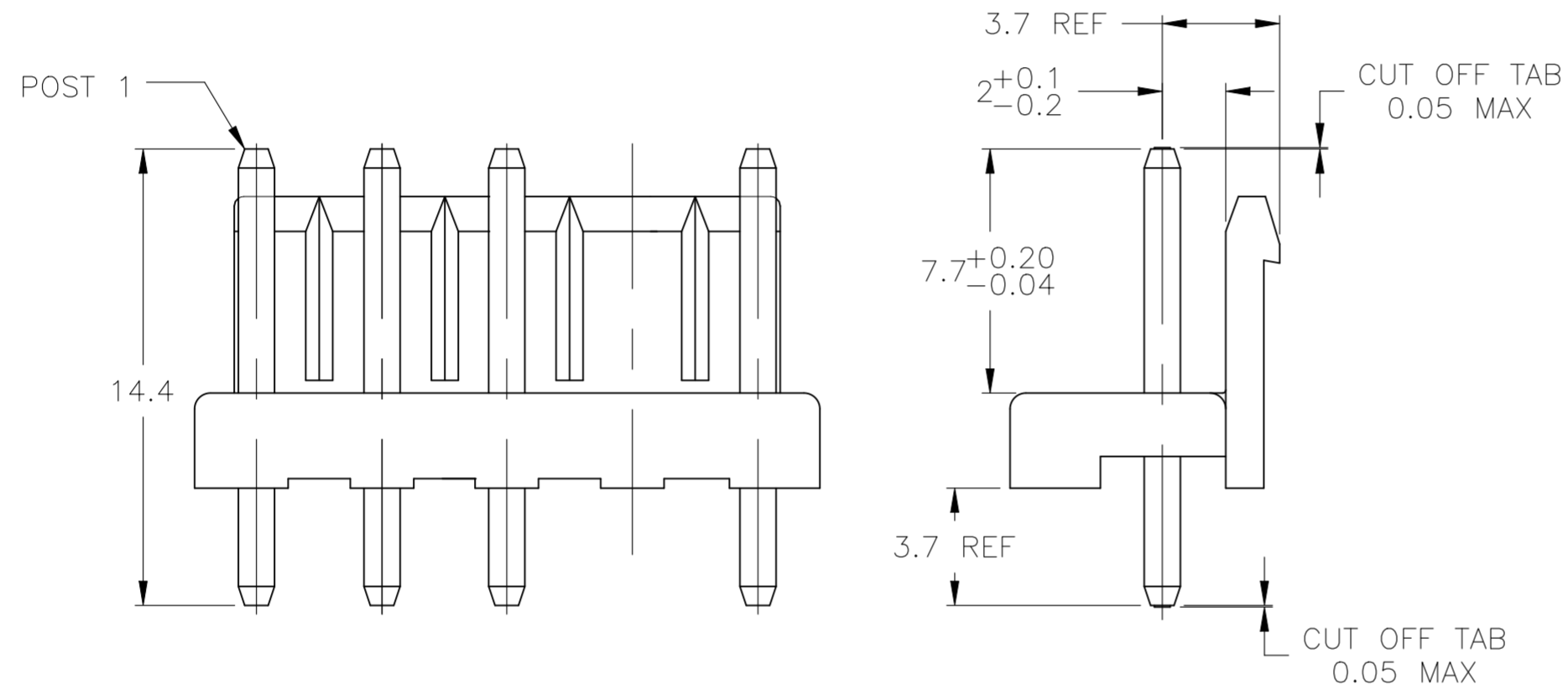
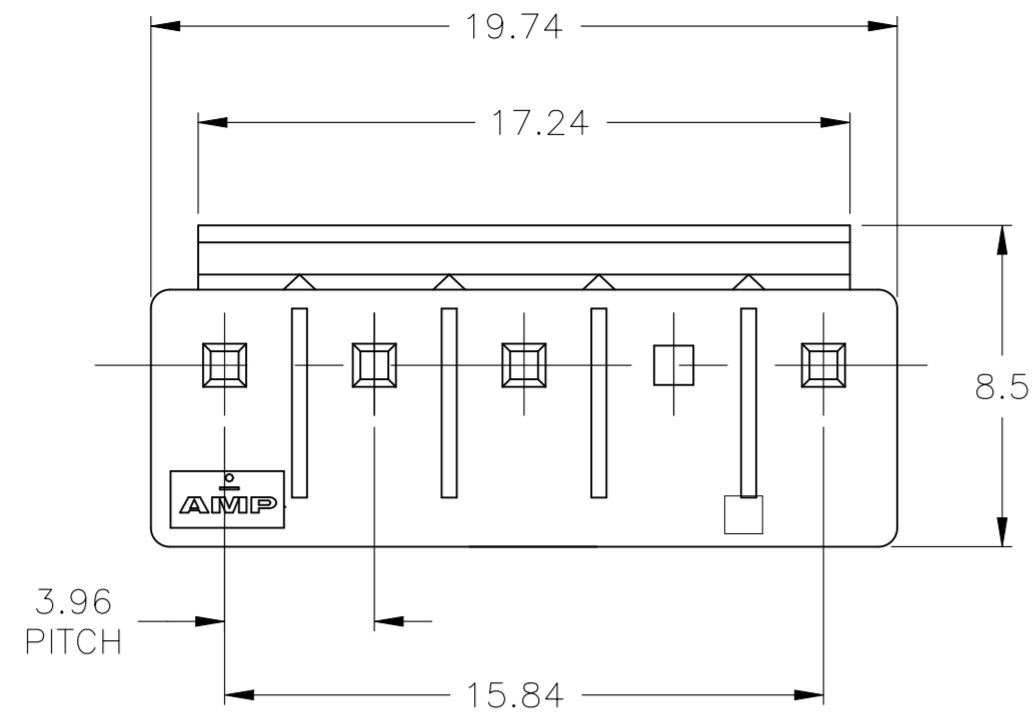
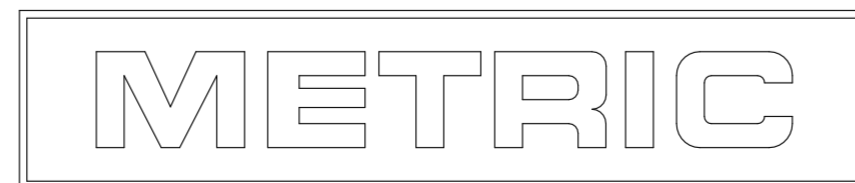


REVISIONS					
P	LTR	DESCRIPTION	DATE	DWN	APVD
C3		REVISED PER ECR-21-124255	21JAN2022	SS	DZ



PCB LAYOUT THICKNESS: 1.60

1744105-1 SHOWN



1 MATERIAL: HOUSING- PBT, NATURAL
 POST- BRASS, 1MICROMETER MIN TIN OVER
 0.8 MICROMETER MIN NICKEL.

2. RECOMMENDED MATING PART: *-1123722-*

3 O : WITH PIN,
 X : WITHOUT PIN.

0	0	0	0	0	GREEN	5	6-1744105-5	
0	0	0	0	0	BLACK	5	5-1744105-5	
0	0	0	0	0	RED	5	4-1744105-5	
0	0	0	0	0	BLUE	5	3-1744105-5	
0	0	0	0	0	YELLOW	5	2-1744105-5	
0	0	X	0	0	NATURAL	5	1-1744105-6	
0	X	0	X	0	GREEN	5	6-1744105-4	
0	0	0	0	0	NATURAL	5	1-1744105-5	
0	X	0	X	0	BLACK	5	5-1744105-4	
0	X	0	X	0	RED	5	4-1744105-4	
0	X	0	X	0	BLUE	5	3-1744105-4	
0	X	0	X	0	YELLOW	5	2-1744105-4	
0	X	0	X	0	NATURAL	5	1-1744105-4	
0	0	0	0	X	BLUE	5	1744105-3	
0	X	0	0	0	NATURAL	5	1744105-2	
OBSOLETE	0	0	0	X	NATURAL	5	1744105-1	
3	1	2	3	4	5	COLOR	NO. OF POSITIONS	ASSEMBLY PART NO.

OBSOLETE

THIS DRAWING IS A CONTROLLED DOCUMENT.

DIMENSIONS: mm	TOLERANCES UNLESS OTHERWISE SPECIFIED:	DWN K. WHITAKER 04JUN04	TE Connectivity
0 PLC ± -	1 PLC ± 0.5	CHK D. BOSSI 04JUN04	
2 PLC ± 0.30	3 PLC ± -	APVD D. BOSSI 04JUN04	NAME
4 PLC ± -	ANGLES ± -	PRODUCT SPEC 108-5609	
MATERIAL 1	FINISH 1	APPLICATION SPEC -	SIZE A2
WEIGHT 0.000000		CAGE CODE 00779	DRAWING NO C=1744105
CUSTOMER DRAWING		SCALE N/A	SHEET 1 of 1