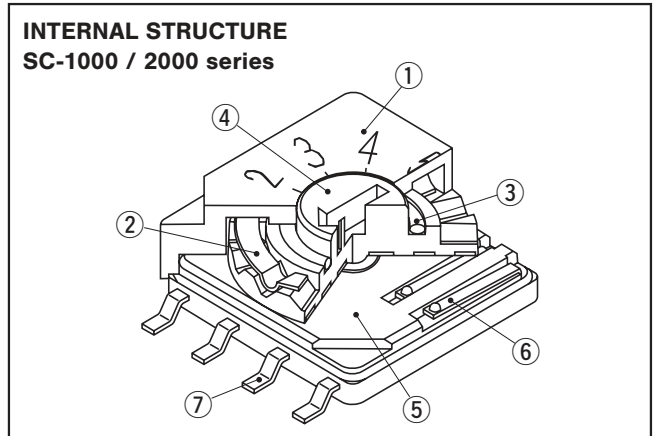



ROTARY CODED SWITCHES **SC-1000/2000**

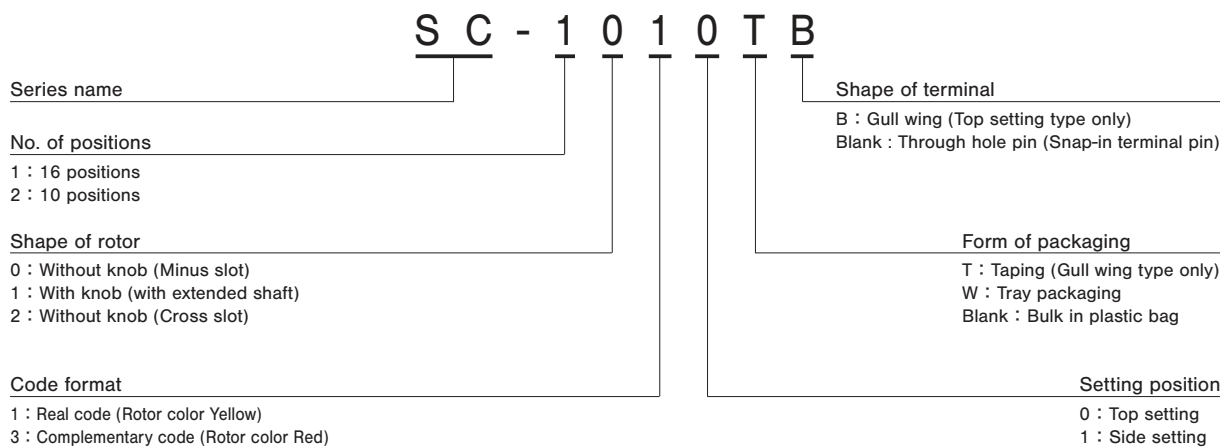


FEATURES

- RoHS compliant
- Fine click with metallic spring
- Low profile of 3.9 mm makes perfect for high density board mounting applications
- Gold plated contact provides excellent reliability
- Cross and minus slot are available
- Terminal pin arrangement 4-1
- Resin material is UL Recognized 94V-0

Part name		Material
①	Housing	Polyphenylenesulfide
②	Metallic	Stainless (SUS 301)
③	"O" ring	Silicone rubber
④	Insert rotor	Rotor : Polyamide Pattern : Copper alloy, Gold-plated
⑤	Base	Polyphenylenesulfide
⑥	Contact	Copper alloy, Gold-plated
⑦	Terminal pin	

PART NUMBER DESIGNATION



※ Please refer to the LIST OF PART NUMBERS when placing orders.

SC-1000/2000

ROTARY CODED SWITCHES

LIST OF PART NUMBERS

Binary coded decimal

Shape of rotor		Form of packaging	Real code (Rotor : Color Yellow)	Complementary code (Rotor : Color Red)	Packaging quantity
Top setting (Through hole pin)	Without knob (Minus slot)	Plastic bag	SC-2010	SC-2030	25 pcs./pack
		Tray packaging	SC-2010W	SC-2030W	50 pcs./tray
	With knob	Plastic bag	SC-2110	SC-2130	25 pcs./pack
		Tray packaging	SC-2110W	SC-2130W	50 pcs./tray
	Without knob (Cross slot)	Plastic bag	SC-2210	SC-2230	25 pcs./pack
		Tray packaging	SC-2210W	SC-2230W	50 pcs./tray
Side setting (Through hole pin)	Without knob (Minus slot)	Plastic bag	SC-2011	SC-2031	25 pcs./pack
		Tray packaging	SC-2011W	SC-2031W	50 pcs./tray
	With knob	Plastic bag	SC-2111	SC-2131	25 pcs./pack
		Tray packaging	SC-2111W	SC-2131W	50 pcs./tray
	Without knob (Cross slot)	Plastic bag	SC-2211	SC-2231	25 pcs./pack
		Tray packaging	SC-2211W	SC-2231W	50 pcs./tray
Top setting (Gull wing)	Without knob (Minus slot)	Plastic bag	SC-2010B	SC-2030B	25 pcs./pack
		Tray packaging	SC-2010WB	SC-2030WB	50 pcs./tray
		Taping	SC-2010TB	SC-2030TB	500 pcs./reel
	Without knob (Cross slot)	Plastic bag	SC-2210B	SC-2230B	25 pcs./pack
		Tray packaging	SC-2210WB	SC-2230WB	50 pcs./tray
		Taping	SC-2210TB	SC-2230TB	500 pcs./reel

Binary coded hexadecimal

Shape of rotor		Form of packaging	Real code (Rotor : Color Yellow)	Complementary code (Rotor : Color Red)	Packaging quantity
Top setting (Through hole pin)	Without knob (Minus slot)	Plastic bag	SC-1010	SC-1030	25 pcs./pack
		Tray packaging	SC-1010W	SC-1030W	50 pcs./tray
	With knob	Plastic bag	SC-1110	SC-1130	25 pcs./pack
		Tray packaging	SC-1110W	SC-1130W	50 pcs./tray
	Without knob (Cross slot)	Plastic bag	SC-1210	SC-1230	25 pcs./pack
		Tray packaging	SC-1210W	SC-1230W	50 pcs./tray
Side setting (Through hole pin)	Without knob (Minus slot)	Plastic bag	SC-1011	SC-1031	25 pcs./pack
		Tray packaging	SC-1011W	SC-1031W	50 pcs./tray
	With knob	Plastic bag	SC-1111	SC-1131	25 pcs./pack
		Tray packaging	SC-1111W	SC-1131W	50 pcs./tray
	Without knob (Cross slot)	Plastic bag	SC-1211	SC-1231	25 pcs./pack
		Tray packaging	SC-1211W	SC-1231W	50 pcs./tray
Top setting (Gull wing)	Without knob (Minus slot)	Plastic bag	SC-1010B	SC-1030B	25 pcs./pack
		Tray packaging	SC-1010WB	SC-1030WB	50 pcs./tray
		Taping	SC-1010TB	SC-1030TB	500 pcs./reel
	Without knob (Cross slot)	Plastic bag	SC-1210B	SC-1230B	25 pcs./pack
		Tray packaging	SC-1210WB	SC-1230WB	50 pcs./tray
		Taping	SC-1210TB	SC-1230TB	500 pcs./reel

※ Verify the above part numbers when placing orders.

※ Taping and tray version can be supplied only in reel or tray units.

SC-1000/2000

ROTARY CODED SWITCHES

STANDARD SPECIFICATIONS

Circuit type	BCD (Real code, complementary code) BCH (Real code, complementary code)
Operating temp. range	- 40 ~ 85 °C
Storage temp. range	
Sealing	Washable ※ Please refer to page 150,151
Net weight	0.63 g Without knob Top setting 0.73 g With knob Top setting 0.76 g Without knob Side setting 0.86 g With knob Side setting

ELECTRICAL CHARACTERISTICS

Contact rating Non-switching Switching Minimum	DC50 V 100 mA DC5 V 100 mA DC20 mV 1 μA
Contact resistance	100 mΩ maximum
Insulation resistance	1000 MΩ (DC100 V) minimum
Dielectric strength	AC250 V, 60 s

ENVIRONMENTAL CHARACTERISTICS

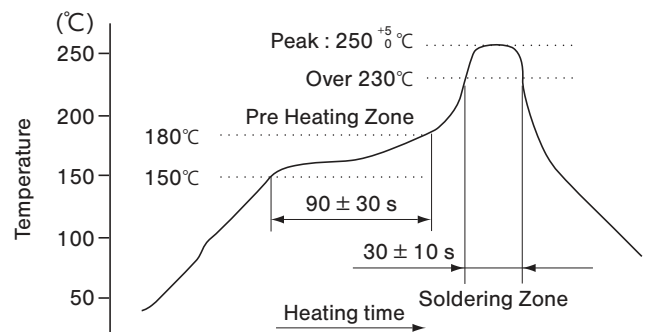
Vibration	(Amplitude) 1.5 mm or (Acceleration) 98 m/s ² , 10-500-10 Hz, 3 directions for 2 h each
Shock	490 m/s ² , 11 ms 6 directions for 3 times each
Humidity	Resistance load DC50V 100mA 40 °C, Relative humidity 90 ~ 95 %, 240 h
Load life	20000 steps DC5 V, 100 mA
High temp. exposure	85 °C, 96 h
Low temp. exposure	-40 °C, 96 h
Thermal shock	-40 (0.5 h) ~ 85 °C (0.5 h), 5 cycles
Solvent resistance (Dipping)	Solvent : IPA (Isopropyl alcohol) Temperature : 23 ± 5 °C Time : 5 ± 0.5 minutes

MECHANICAL CHARACTERISTICS

No. of positions	16 (SC-1000), 10 (SC-2000)
Adjustment torque	4 ~ 20 mN·m {41 ~ 204 gf·cm}
Stepping angle	22.5° (SC-1000), 36° (SC-2000)
Terminal strength (Through hole pin only)	10 N {1.02 kgf} minimum
Stop strength (With knob only)	10 N {1.02 kgf}, 10 s
Solderability	245 ± 3 °C, 2 ~ 3 s
Soldering heat	Gull wing Reflow : Peak temperature 255 °C (Please refer to the profile below.) Manual soldering : 350 ± 10 °C, 3 ~ 4 s
	Through hole pin Flow : 260 ± 3 °C as the temperature in a pot of molten solder, immersion from head of terminal to backside of board 5 ~ 6 s, two times maximum Manual soldering : 380 ± 10 °C, 3 ~ 4 s
Shear (Gull wing only)	5 N {0.51 kgf} 10 s
Substrate bending (Gull wing only)	Width 90 mm, bend 3 mm, 5 s, 1 time
Pull-off strength (Gull wing only)	5 N {0.51 kgf} 10 s

{ } : Reference only

<Reflow profile for soldering heat evaluation>



Reflow : two times maximum

SC-1000/2000

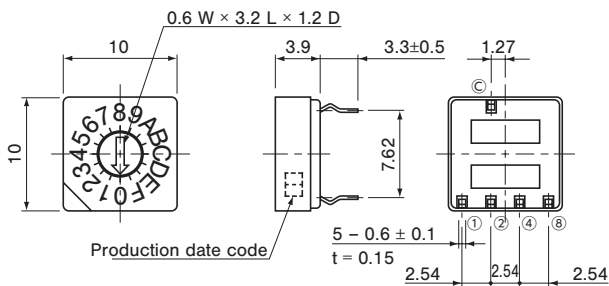
ROTARY CODED SWITCHES

OUTLINE DIMENSIONS

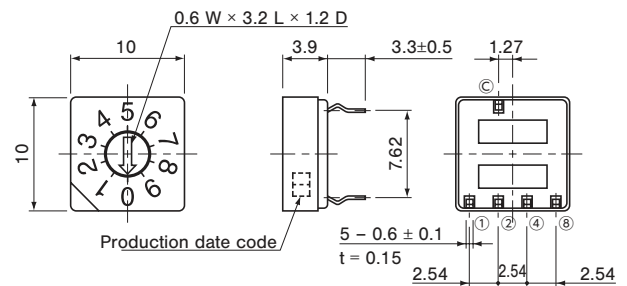
Unless otherwise specified, tolerance: ± 0.3 (Unit: mm)

<Through hole pin, Top setting>

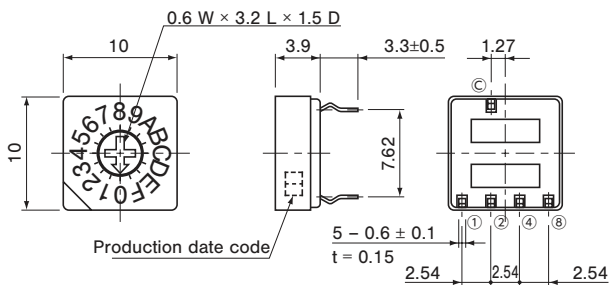
- SC-1010 (Real code)
- SC-1030 (Complementary code)



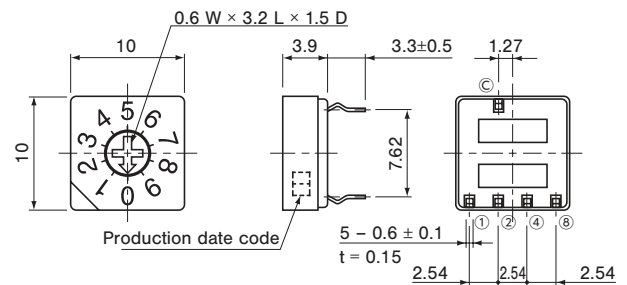
- SC-2010 (Real code)
- SC-2030 (Complementary code)



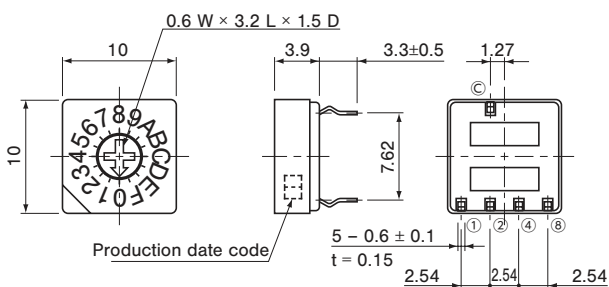
- SC-1210 (Real code)
- SC-1230 (Complementary code)



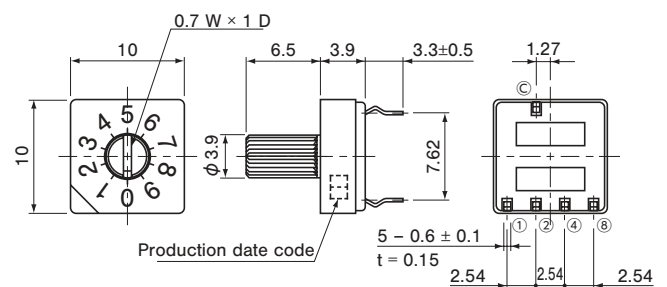
- SC-2210 (Real code)
- SC-2230 (Complementary code)



- SC-1110 (Real code)
- SC-1130 (Complementary code)



- SC-2110 (Real code)
- SC-2130 (Complementary code)



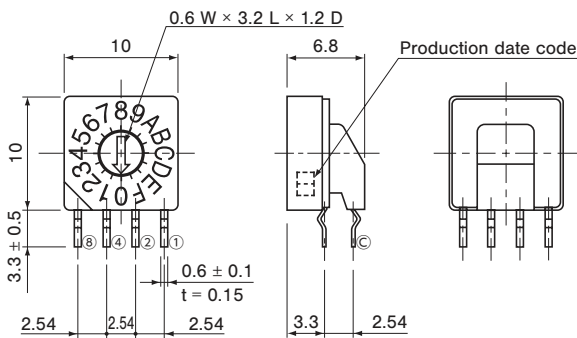
SC-1000/2000

ROTARY CODED SWITCHES

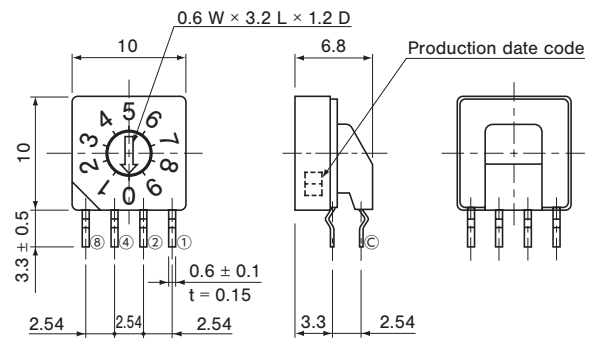
OUTLINE DIMENSIONS

Unless otherwise specified, tolerance: ± 0.3 (Unit: mm)

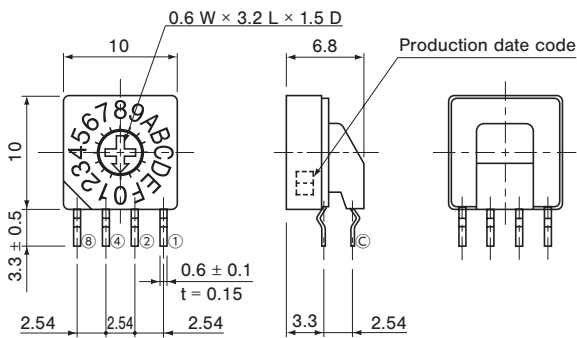
- SC-1011 (Real code)
- SC-1031 (Complementary code)



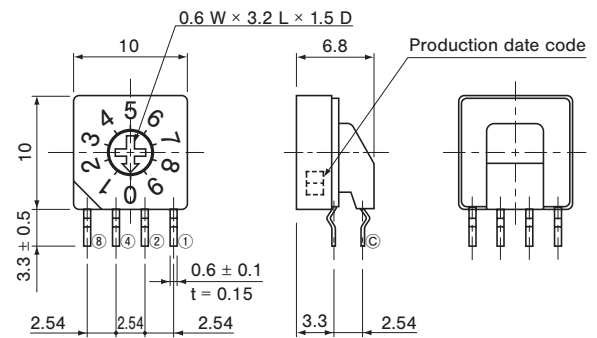
- SC-2011 (Real code)
- SC-2031 (Complementary code)



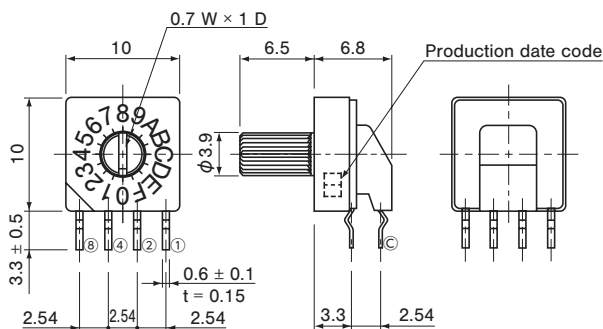
- SC-1211 (Real code)
- SC-1231 (Complementary code)



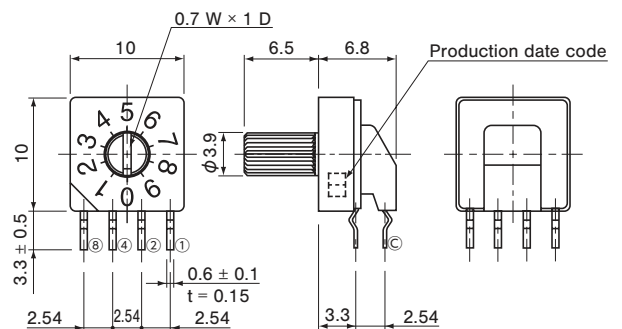
- SC-2211 (Real code)
- SC-2231 (Complementary code)



- SC-1111 (Real code)
- SC-1131 (Complementary code)



- SC-2111 (Real code)
- SC-2131 (Complementary code)



SC-1000/2000

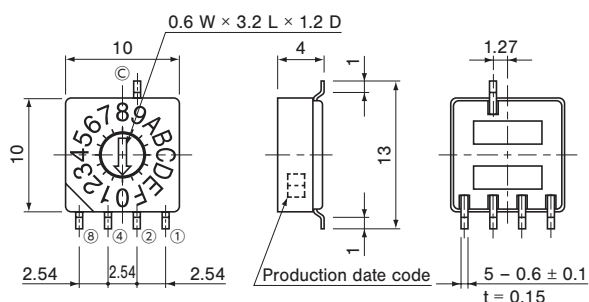
ROTARY CODED SWITCHES

OUTLINE DIMENSIONS

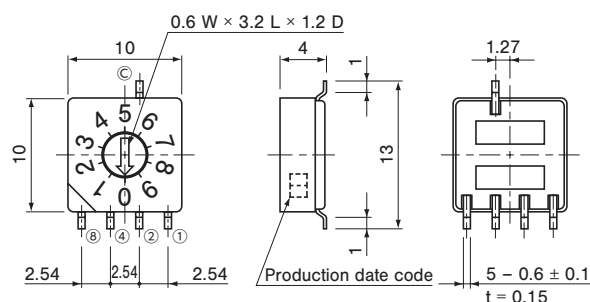
Unless otherwise specified, tolerance: ± 0.3 (Unit: mm)

<Gull wing, Top setting>

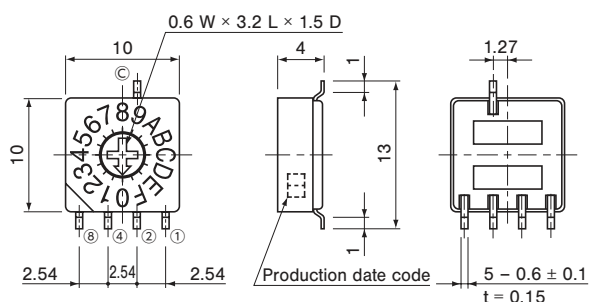
- SC-1010B (Real code)
- SC-1030B (Complementary code)



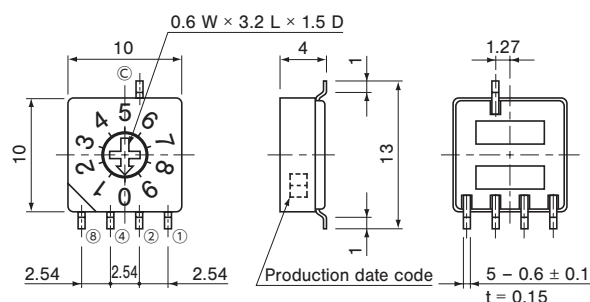
- SC-2010B (Real code)
- SC-2030B (Complementary code)



- SC-1210B (Real code)
- SC-1230B (Complementary code)

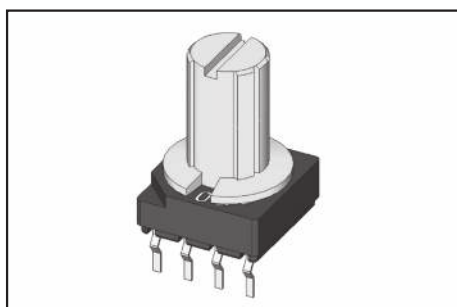


- SC-2210B (Real code)
- SC-2230B (Complementary code)

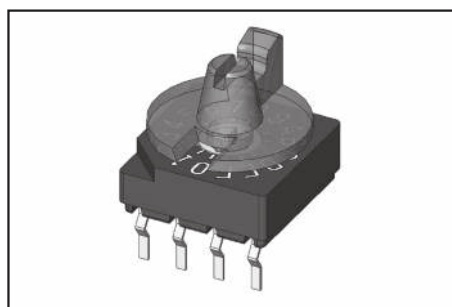


VARIOUS KNOBS

Yellow, red, white, gray and transparent knob, and translucent thumbwheel type are available as a semi standard item. (Switches with knob are not washable)



Colored knob



Translucent thumbwheel

※ Knob can't be detached due to being fixed. Simple knob can't be sold.

SC-1000/2000 ROTARY CODED SWITCHES

CODE FORMAT

No. of positions		SC-1000 series (16 positions)															
		SC-2000 series (10 positions)										A	B	C	D	E	F
Position		0	1	2	3	4	5	6	7	8	9						
Code	Real code	8								●	●	●	●	●	●	●	
		4					●	●	●	●							
		2			●	●			●	●							
		1		●		●			●	●		●					
	Complementary code	8	●	●	●	●	●	●	●	●							
		4	●	●	●	●					●	●	●	●			
		2	●	●			●	●			●	●		●			
		1	●		●		●		●		●		●		●		

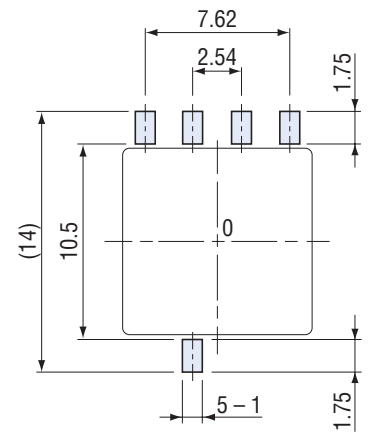
● ...Contact closed

TERMINAL CONNECTION / P.C.B. THROUGH HOLE DIMENSIONS

(Unit: mm)

	Top setting	Side setting
Terminal pin layout (Bottom view)	<p>Real code Complementary code</p>	<p>Operating face of real code Operating face of complementary code</p>
P.C.B. dimensions (Bottom view)	<p>SC-1000/2000 case</p>	<p>SC-1000/2000 case</p>

RECOMMENDED P.C.B. PAD OUTLINE DIMENSIONS



SC-1000/2000

ROTARY CODED SWITCHES

PACKAGING SPECIFICATIONS

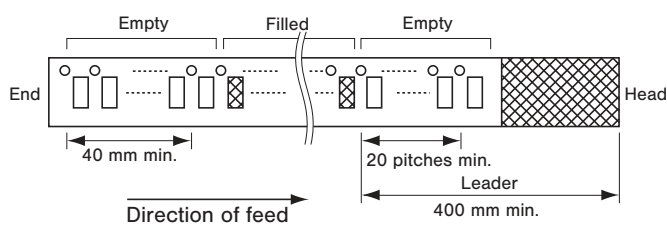
<Taping packaging specifications>

- Taping version is packaged in 500 pcs. per reel.
Orders will be accepted for units of 500 pcs., i.e., 500, 1000, 1500 pcs., etc.
- Taping version is boxed with one reel (500 pcs.).

Maximum number of consecutive missing pieces = 2

Leader length and reel dimension are shown in the dia-grams below:

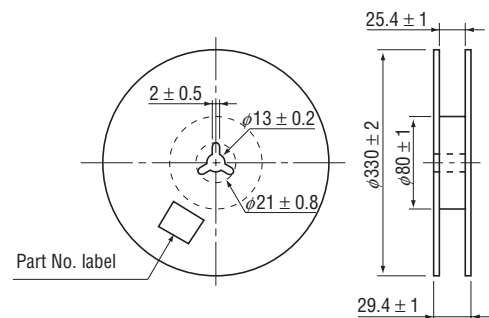
● Embossed tape dimensions



● Reel dimensions

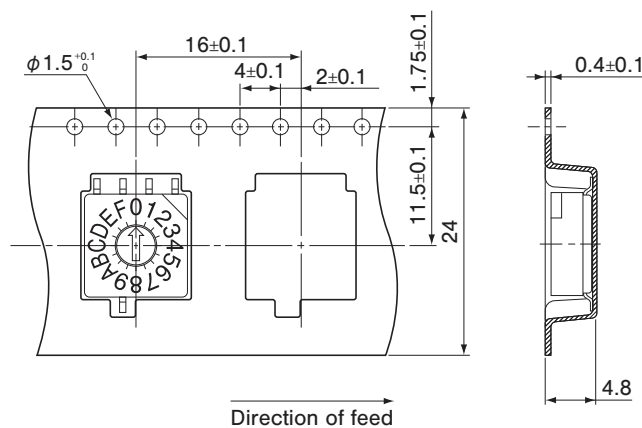
(In accordance with EIAJ ET-7200A)

(Unit: mm)



(Unit: mm)

(In accordance with EIAJ RC-1009B)



<Tray packaging specifications>

- Tray version is packaged in 50 pcs. per tray. Orders will be accepted for units of 50 pcs., i. e., 50, 100, 150 pcs. etc.
- Tray version is boxed with 10 trays.

<Bulk pack specifications>

- The smallest unit of bulk pack in a plastic bag is 10 pcs. per pack. Orders will be accepted for unit of minimum 10 pcs., i.e., 10, 20, 30 pcs. , etc.
- Boxing of bulk pack in a plastic bag is performed with 25 pcs. (standard 50 pcs.) per box.