

## DIN Rail Mount 22.5 mm ENR ENR Part number 84870201



Product replaced by the new ENR 84 870 200

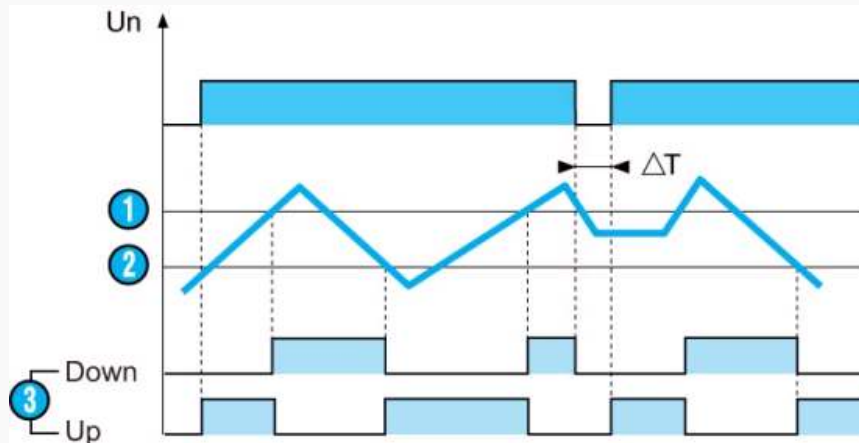
### Part numbers

Type	Characteristics	Voltages
84870201 ENR	Monitoring filling (UP) Monitoring emptying (DOWN)	24 V AC

### Specifications

Operating range	0.85 → 1.10 x Un
Maximum power consumption	3 VA
Adjustable sensitivity	5 kΩ → 100 kΩ
Measurement accuracy (at maximum sensitivity)	± 30 %
Electrode voltage (max)	24 V AC (50/60 Hz)
Electrode current (maximum)	1 mA (50/60 Hz)
Maximum cable capacity	10 nF
Response time high level	300 ms
Response time low level	500 ms
Output relay (according to AC1 resistive load)	1 AgNi changeover relay 8 A AC max.
Galvanic isolation via transformer (4 kV, 8 mm creepage distance)	Class II
Isolation of contacts and electrodes from power supply	2.5 kV AC
Operating temperature range (°C)	-20 → +50 °C
Storage temperature range (°C)	-40 → +70 °C
Weight (g)	150

### Principles



#### Operating principle

Monitoring maximum and/or minimum levels of conductive liquids (tap water, sea water, waste water, chemical solutions, coffee, etc).

The principle is based on measuring the apparent resistance of the liquid between two submerged probes. When this value is lower than the preset threshold displayed on the unit's front panel, the output relay changes state. To prevent any occurrences of electrolysis, an AC current is passed through the probes. Areas of application include the agri-food, chemical and other industries.

#### Adjusting two levels : Minimum/Maximum

The output relay changes state when the level of liquid reaches the maximum electrode, with the minimum electrode submerged. It returns to its initial state when the minimum probe is no longer in contact with the liquid.

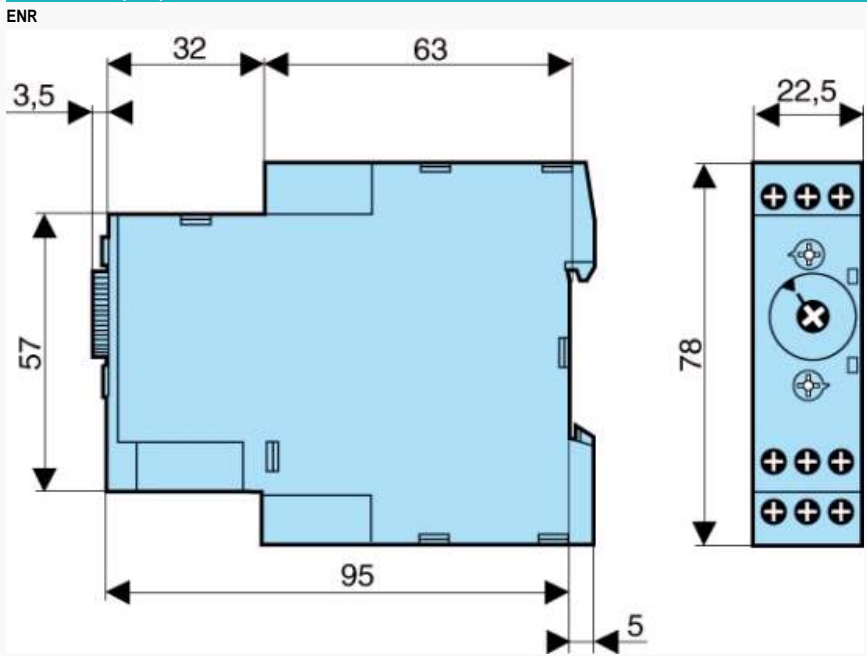
#### Note

If the power break T lasts for 1 second or more, the relay reenergises instantly when in "UP" mode and is de-energised when in "DOWN" mode.

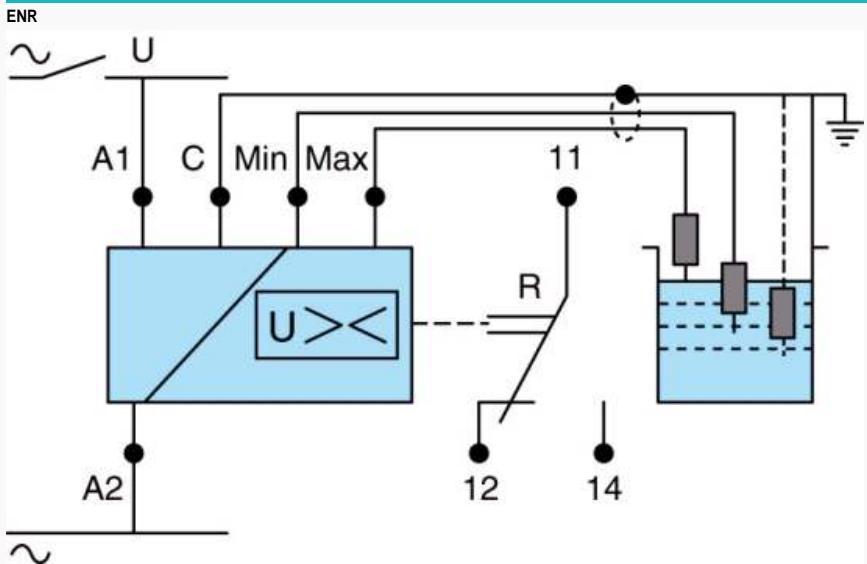
N°	Legend
1	Maximum level

②	Minimum level
④	Output relay : Down or Up

Dimensions (mm)



Connections



A1-A2 : power supply

N°	Legend
	*** TRADUCTION MANQUANTE ***