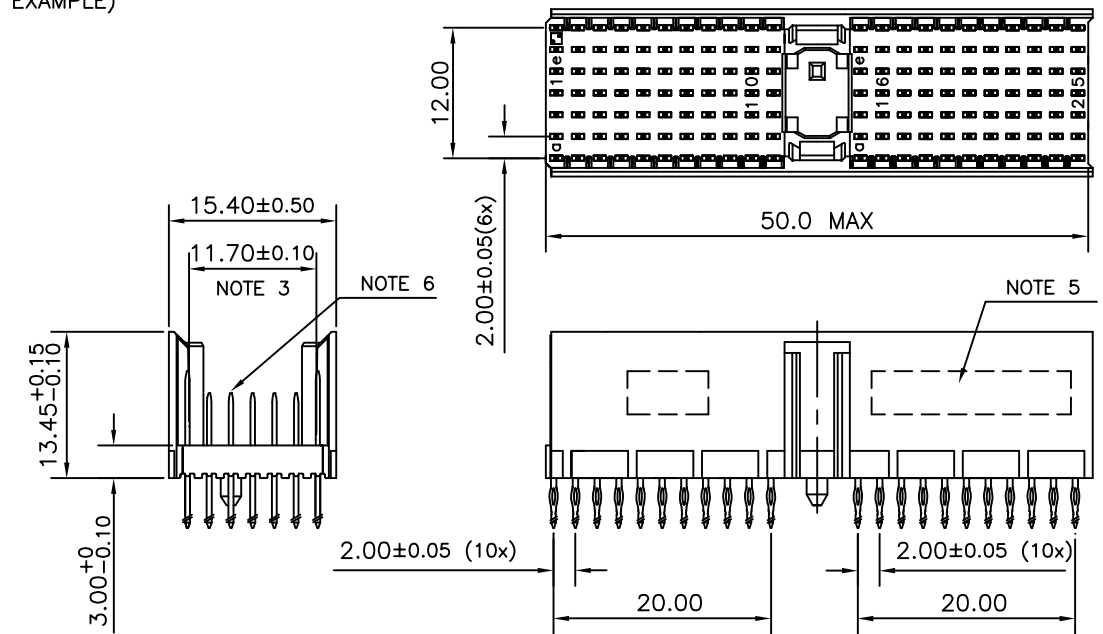


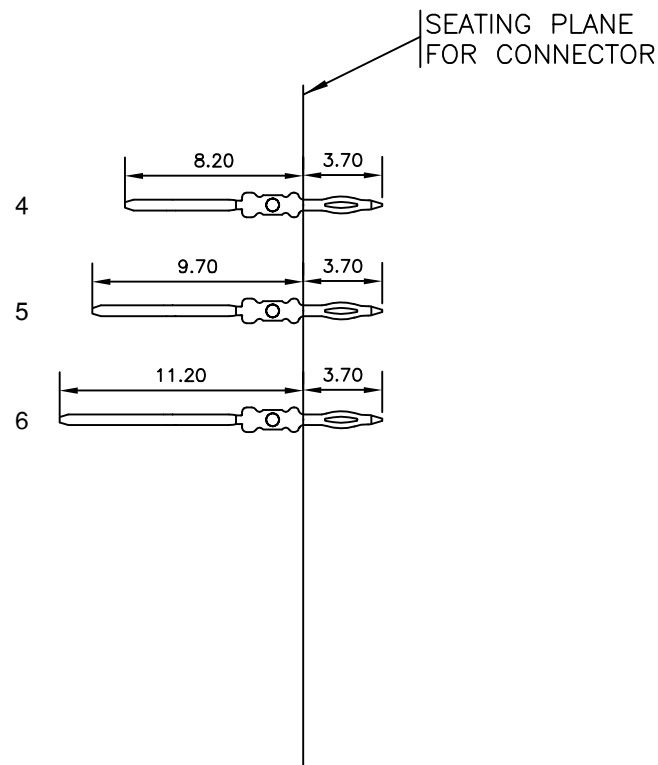
LOADING PATTERN MATING SIDE

f	6	6	6	6	6	6	6	6	6	6	6	6	6	6	6	6	6	6	6	6
e	4	4	4	4	4	4	4	4	4	4	4	4	4	4	4	4	4	4	4	4
d	4	4	4	4	4	4	6	4	4	4	4	4	4	4	6	4	6	4	6	4
c	4	4	4	4	4	4	4	4	4	4	4	4	4	4	4	6	4	4	6	4
b	4	4	5	4	4	4	4	4	4	4	5	4	4	4	5	4	4	4	5	4
a	4	4	4	4	4	4	4	4	4	4	4	4	4	4	5	4	4	4	4	4
z	6	6	6	6	6	6	6	6	6	6	6	6	6	6	6	6	6	6	6	6
P	0																			
S	1																			

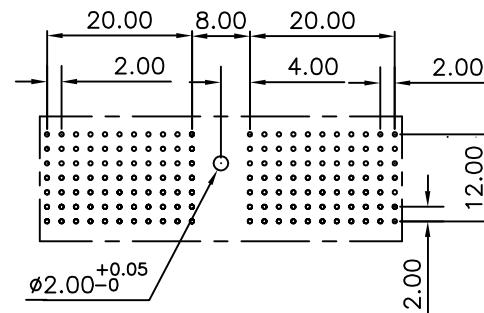
LOADED CONNECTOR ASSEMBLY (FOR EXAMPLE)



CONTACT OVERVIEW



LAY-OUT P.C.B.-HOLE



HM2P07PDN131 LEAD FREE INDICATOR : LF = LEAD FREE (DIGIT 15 & 16)

PLATING CODE (DIGIT 13 AND 14) (REF DRW NO. BS,C , 201844 , 003)

NOTES

- THIS PRODUCT IS CSA APPROVED.
 - THIS PRODUCT IS UL RECOGNIZED.
 - MEASURED AT THE BOTTOM.
 - MATERIAL CONTACT: PHOSPHORBRONZE
HOUSING: CREAM WHITE GLASS FILLED POLYESTER UL-94V0
 - CONNECTOR PRINTED WITH P/N AND DATE CODE.
 - FOR ACTUAL CONTACT LOADINGS, SEE LOADING PATTERN MATING SIDE.
 - SHAPE OF CONNECTOR HOUSING CAN ALTER DEPENDING ON PRODUCTION LOCATION
 - THE PRODUCT (LF) MEETS EUROPEAN UNION DIRECTIVES AND OTHER COUNTRY REGULATIONS AS DESCRIBED IN GS-22-008
 - FOR RECOMMENDED PTH DIMENSIONS REFER DRAWING : BS, A , 201572 , 001
- CATALOG NO: HM2P07PDN131----

mat'l. code SEE NOTE 4				surface ISO 1302	tolerance ISO 406 ISO 1101	projection	product family MLLIPACS	
ltr	ecn no	dr	date	tolerances unless otherwise specified		MM	title MPACS 5+2R STR HDR PF CONN TYPE A	
A	105-0207	MINI	2005-10-26	angles	linear			
B	106-0122	MINI	2006-07-20	0°±1°		scale		
				dr	MINI K VANDANATH	2005-10-26	dwg no	
				enr	BIJU K PAUL	2005-10-26	sheet 1 of 1	
				chr	BIJU K PAUL	2006-07-20	size	
				appd	BIJU K PAUL	2006-07-20	A3	
				FCI			type	
							Product Customer Drawing	
sheet index	revision sheet	B	1					