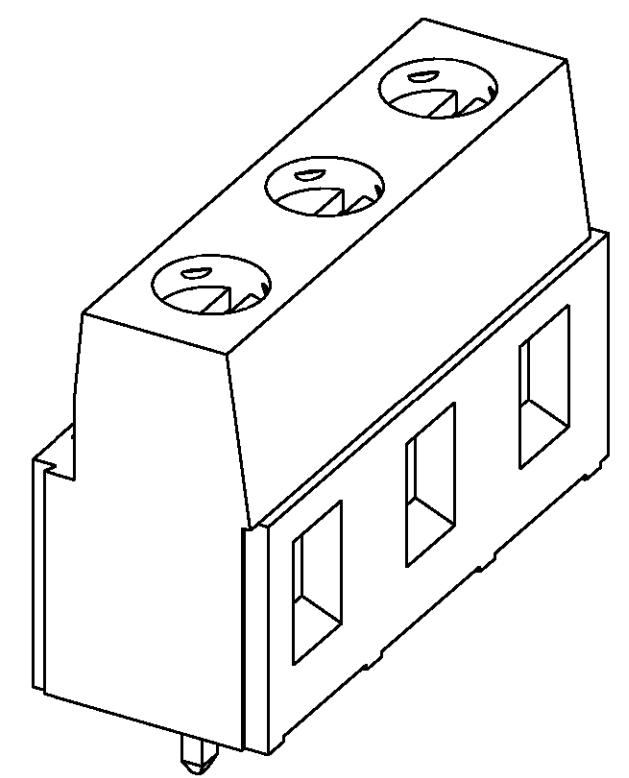
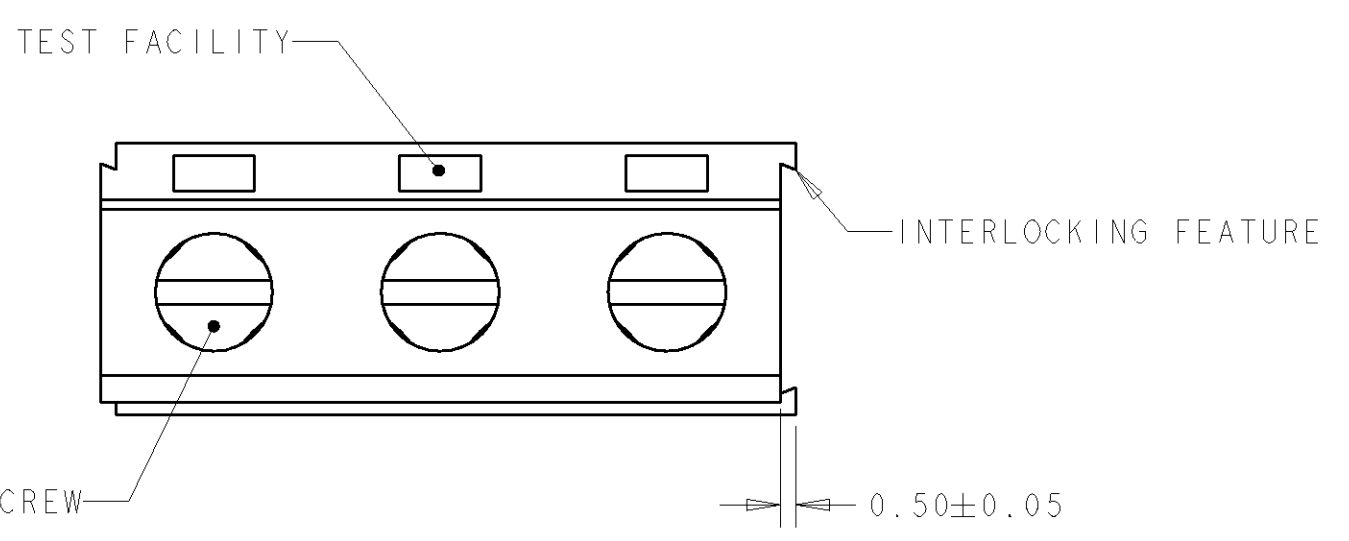


THIS DRAWING IS UNPUBLISHED. RELEASED FOR PUBLICATION 20
 © COPYRIGHT 20 BY TYCO ELECTRONICS CORPORATION. ALL RIGHTS RESERVED.

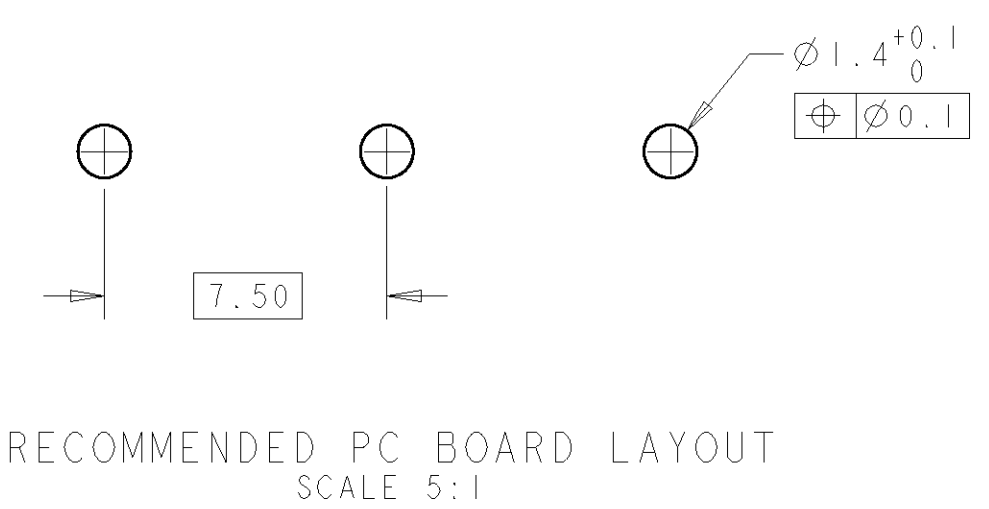
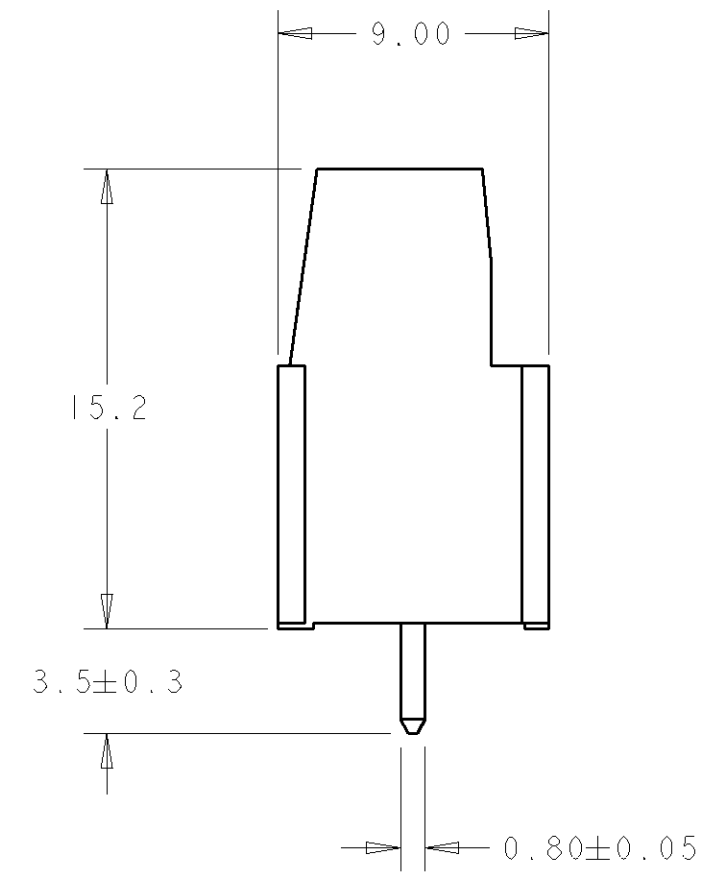
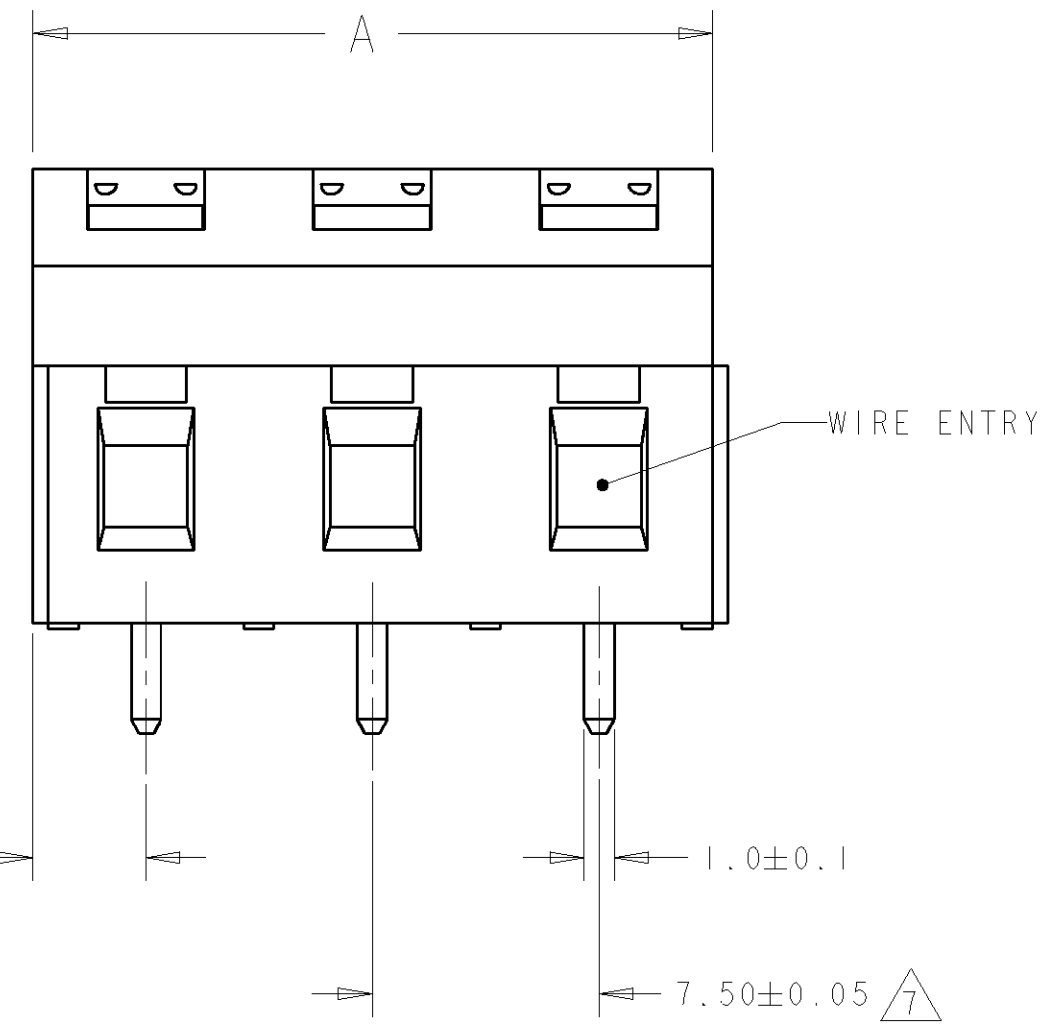
LOC	DIST	REVISIONS					
FT	0	P	LTR	DESCRIPTION	DATE	DWN	APVD
		A		RELEASED	04OCT2001	-	-



P/N 1546062-3 AS SHOWN



- 1. MATERIALS AND FINISH:
 HOUSING: PA 6-6, UL 94-V0, COLOR: BLACK.
 CLAMP: BRASS, NICKEL PLATED.
 TERMINAL: BRASS, TIN PLATED.
 CLAMPING SCREW: M3, BRASS, NICKEL PLATED.
 - 2. SUITABLE FOR 1,6-2,4mm. PCB THICKNESS.
 - 3. END-TO-END STACKABLE W/INTERLOCK WITHOUT LOSS OF CENTERLINE SPACING.
 - 4. WIRE SIZE RANGE
 SOLID WIRE: 0,03-2,5mm² (13AWG)
 STRANDED WIRE: 0,03-1,5mm² (15AWG)
 - 5. RECOGNIZED UNDER THE COMPONENT PROGRAM OF UNDERWRITERS LABORATORIES INC. FILE No E60677.
 - 6. IMQ CERTIFICATE WITH SURVEILLANCE IN CONFORMITY WITH IEC 998-1/998-2-1.
7. NOT CUMULATIVE TOLERANCE.



30.00	4	1546062-4
22.50	3	1546062-3
15.00	2	1546062-2
A	POSN	PART NUMBER

THIS DRAWING IS A CONTROLLED DOCUMENT FOR TYCO ELECTRONICS CORPORATION. IT IS SUBJECT TO CHANGE AND THE CONTROLLING ENGINEERING ORGANIZATION SHOULD BE CONTACTED FOR THE LATEST REVISION.		DWN S. WELDON	04OCT2001	BUCHANAN Tyco Electronics Harrisburg, PA 17105-3608
DIMENSIONS: mm		CHK D. BIEVENOUR	04OCT2001	
TOLERANCES UNLESS OTHERWISE SPECIFIED: 0 PLC ±0 1 PLC ±0.3 2 PLC ±0.25 3 PLC ±0 4 PLC ±0		APVD D. BIEVENOUR	04OCT2001	
MATERIAL		PRODUCT SPEC	-	
ANGLES		APPLICATION SPEC	-	NAME TERMINAL BLOCK, PCB MOUNT SIDE ENTRY WIRE, STACKING W/INTERLOCK, 7.5 mm PITCH
FINISH		WEIGHT	-	SIZE A2
CUSTOMER DRAWING		SCALE 4:1		CAGE CODE 00779
		SHEET OF		DRAWING NO 1546062
		REV A		RESTRICTED TO