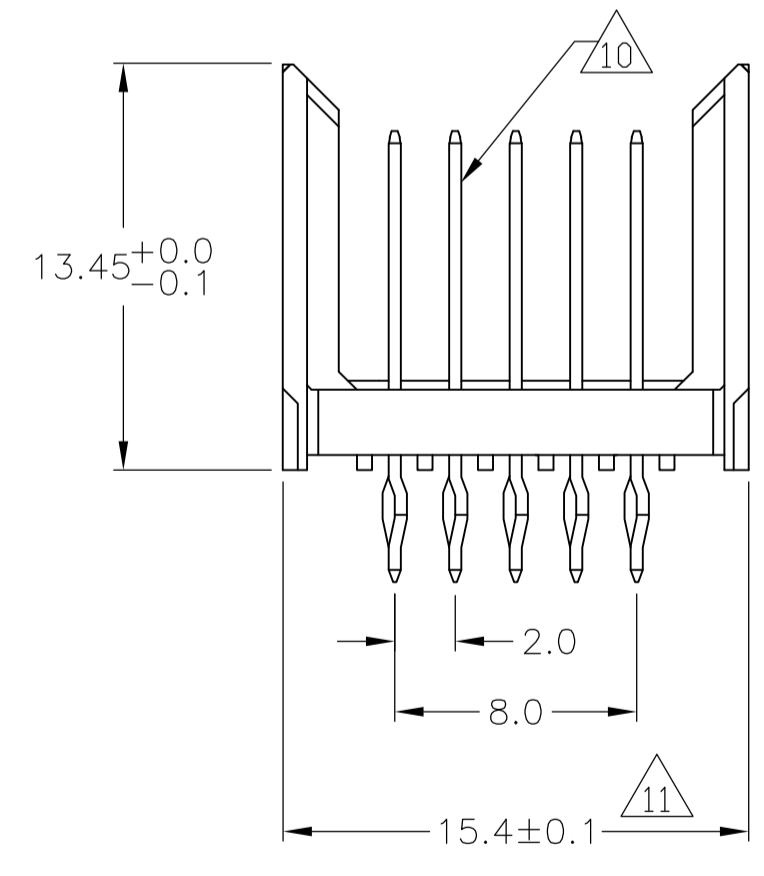
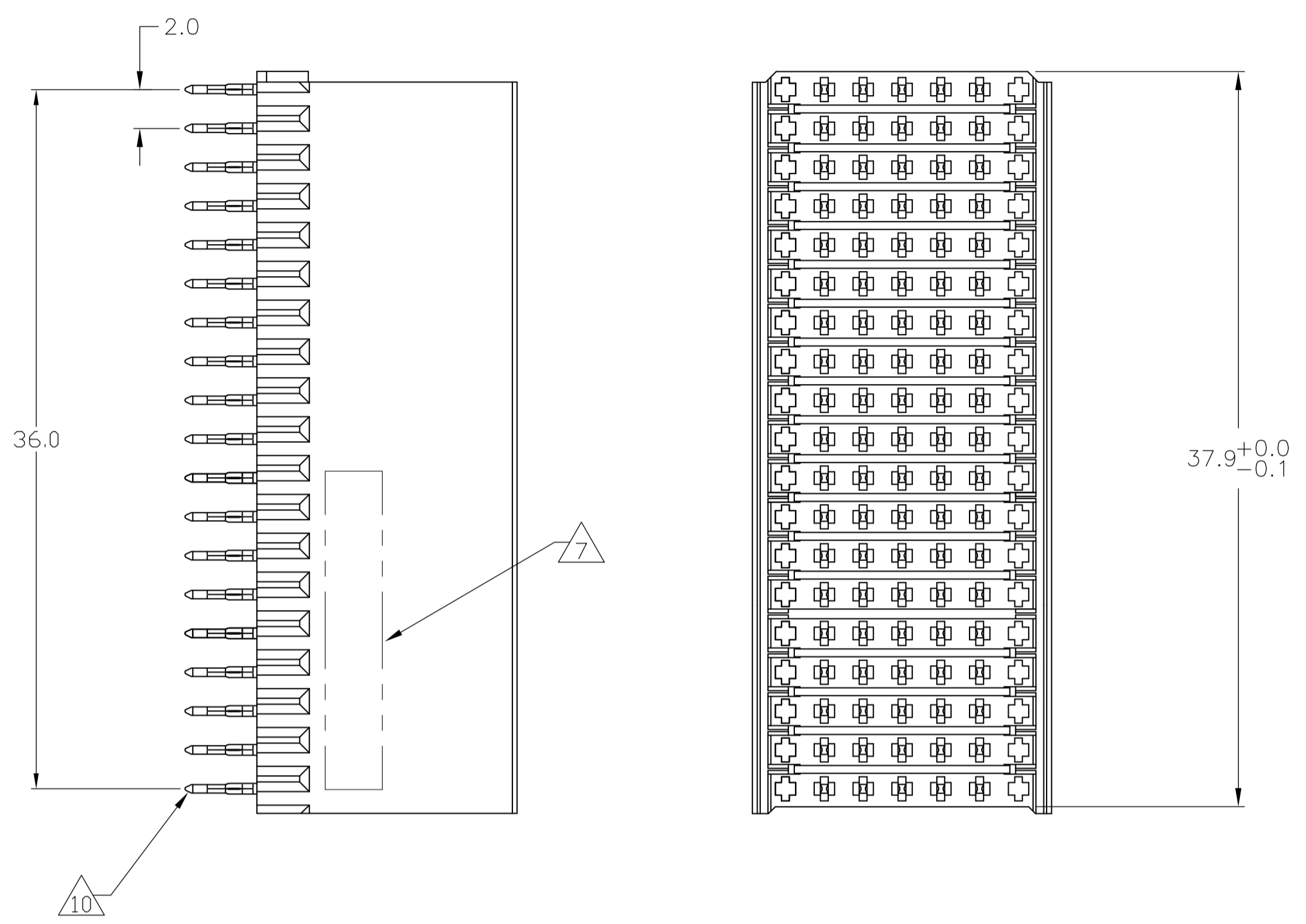


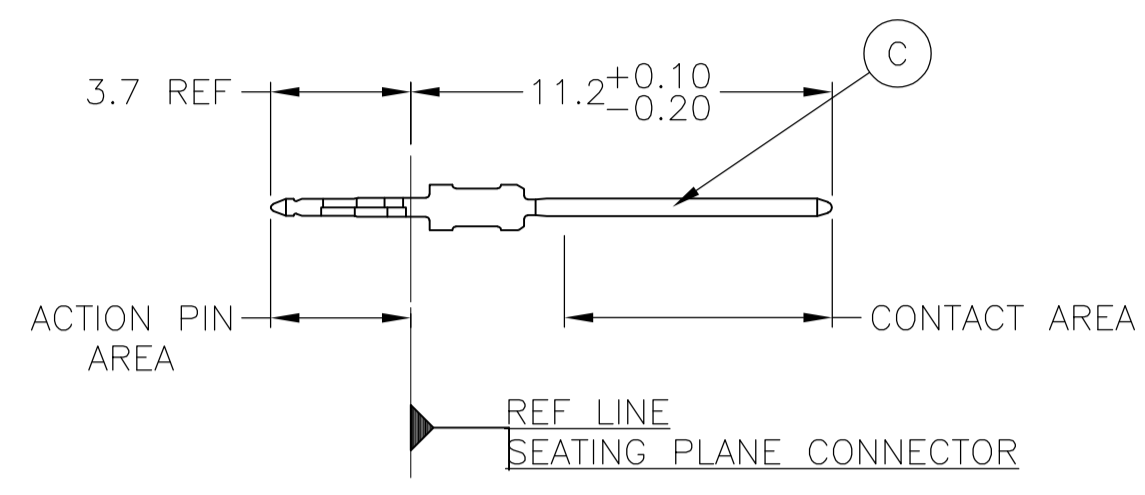
LOC		DIST		REVISIONS			
P	LTR	DESCRIPTION	DATE	DMN	APVD		
0		REVISED PER ECO-06-011368	16MAY06	JDP	GES		
A		ECR-10-019054	15SEP10	DP	MQW		

CONNECTOR ASSEMBLY EXAMPLARY LOADED

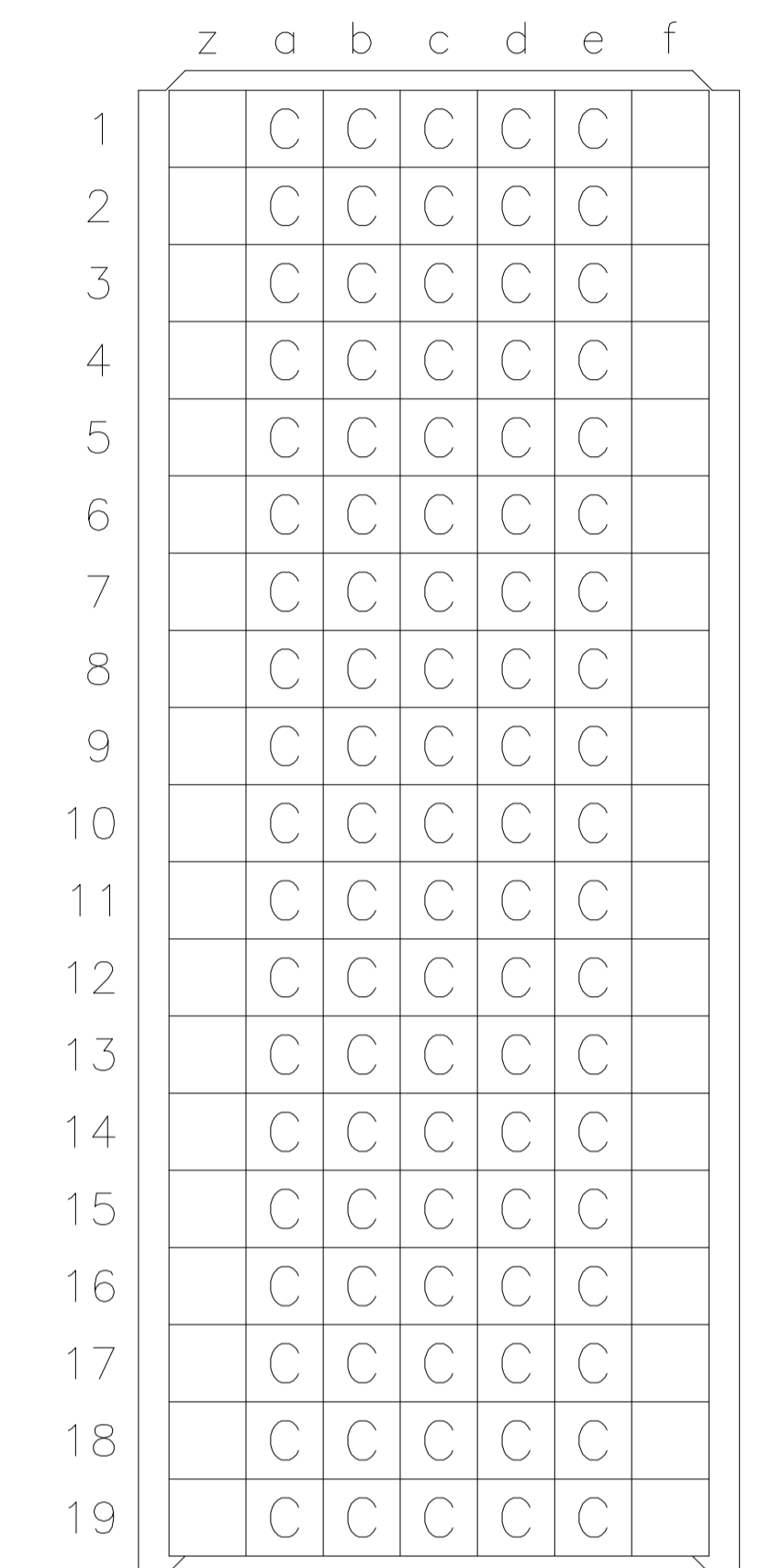


CONTACT DIMENSIONS

SCALE 5:1



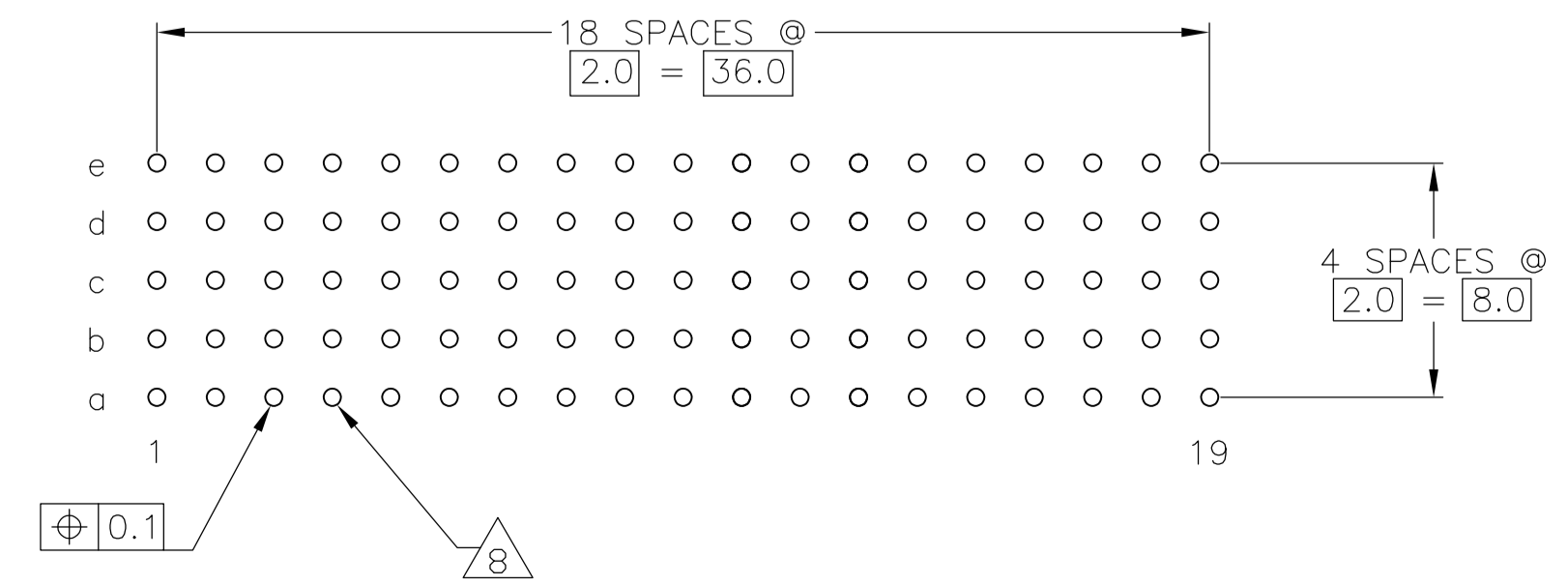
CONTACT LAYOUT



RECOMMENDED PCB-HOLE LAYOUT COMPONENT SIDE SHOWN

PLATED THRU HOLES PARAMETERS

REFERENCE APPLICATION SPECIFICATION



2 3	1645257-1
FINISH	PART NUMBER

THIS DRAWING IS A CONTROLLED DOCUMENT.		DIN J. POLIGNONE 16MAY06		Tyco Electronics Corporation	
DIMENSIONS: mm		CIK G. SKIPPER 16MAY06		Tyco Electronics Corporation	
TOLERANCES UNLESS OTHERWISE SPECIFIED:		APVD G. SKIPPER 16MAY06		Harrisburg, Pa 17105-3608	
0-PLC ±	1-PLC ±0.1	NAME		MALE ASSEMBLY, Z-PACK 2mm HM, TYPE B	
2-PLC ±	3-PLC ±	PRODUCT SPEC		108-19082	
4-PLC ±	ANGLES ±	APPLICATION SPEC		114-19029	
MATERIAL 1	FINISH SEE TABLE	WEIGHT	SIZE	CAGE CODE	DRAWING NO
			A1	00779	1645257
			CUSTOMER DRAWING	SCALE 4:1	SHEET 1 OF 2

LOC		DIST		REVISIONS				
P	LTR	DESCRIPTION	DATE	DN	APVD			
AD	00	SEE SHEET 1	-	-	-			

- 1 MATERIAL:
CONTACT: PHOSPHOR BRONZE.
HOUSING: GLASS-FILLED POLYESTER.
- 2 GENERAL PLATING SPECIFICATION: UNDERPLATING
(ENTIRE CONTACT): 1.27µm MIN NICKEL AND ACTION
PIN: 0.5µm MIN TIN/LEAD.
FOR PLATING OF MATING SURFACES SEE APPLICABLE
SPECIFICATION REFERENCE FOR EACH DASH NUMBER.
- 3 CONFORMS TO ALL TESTING ACCORDING TO IEC 61076-4-101
PERFORMANCE LEVEL 2.
- 4 FOR ACTUAL PIN LOADING SEE "CONTACT LAYOUT".
- 5 FOR ACTUAL PIN DIMENSIONS SEE "CONTACT DIMENSIONS".
- 6 TO BE MEASURED AT BOTTOM OF SHROUD.
- 7 CONNECTOR MARKED WITH PART NUMBER AND DATE CODE.
ADDITIONAL CHARACTERS OR MARKINGS, AS WELL AS THE LOCATION OF THE MARKINGS,
MAY BE ADDED FOR TRACEABILITY BASED UPON MANUFACTURERS DISCRETION.
- 8 PLATED-THROUGH HOLES AT 2x2mm SQUARE GRID
PATTERN DEFINED BY CONTACT LAYOUT.

THIS DRAWING IS A CONTROLLED DOCUMENT.		DIN J. POLIGNONE 16MAY06		Tyco Electronics Corporation Harrisburg, Pa 17105-3608	
DIMENSIONS: mm		GSKIPPER 16MAY06		Tyco Electronics	
TOLERANCES UNLESS OTHERWISE SPECIFIED:		GSKIPPER 16MAY06		NAME	
0-PLC ±		PRODUCT SPEC		MALE ASSEMBLY, Z-PACK 2mm HM, TYPE B	
1-PLC ± 0.1		108-19082		SIZE	
2-PLC ±		APPLICATION SPEC		CAGE CODE	
3-PLC ±		114-19029		DRAWING NO	
4-PLC ±		WEIGHT		RESTRICTED TO	
ANGLES		CUSTOMER DRAWING		A1 00779 1645257	
MATERIAL SEE SHEET 1		FINISH SEE SHEET 1		SCALE 4:1 SHEET 2 OF 2 REV A	