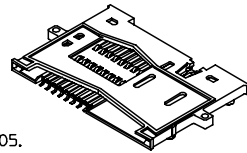
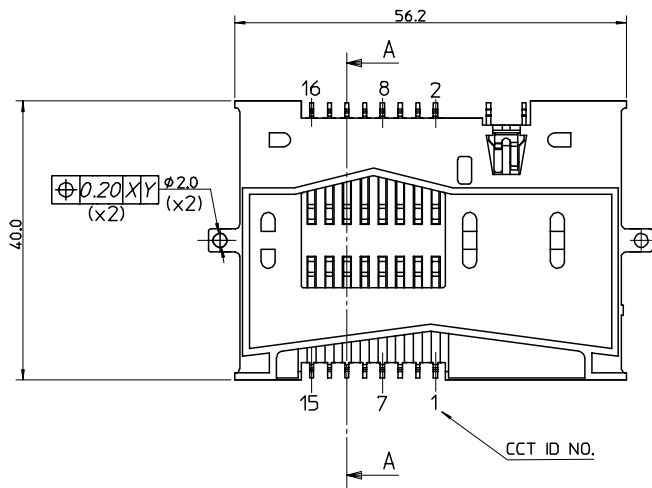
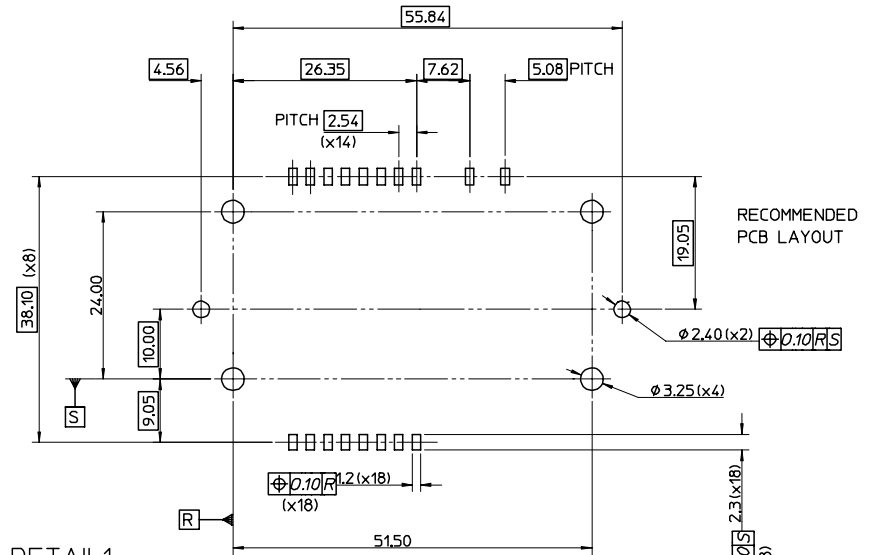


ITEM	COMPONENT	QTY	MATERIAL
▽	HOUSING	1	GLASS FILLED PBT, COLOUR BLACK
▽	SIGNAL TERMINAL	SEE CHART	0.20 REF. THK. PHOSPHOR BRONZE GOLD OVER NICKEL ON CONTACT AREA
▽	SWITCH CONTACT	1	TIN IN SOLDER AREA. NICKEL UNDERCOAT ALLOVER

PART NO.	CCT SIZE	WITH PEGS	HOLD DOWN FEATURES	PART NO.	CCT SIZE	WITH PEGS	HOLD DOWN FEATURES
91322-0002	8	A,B,C,D	YES	91322-0001	16	A,B,C,D	YES
91322-0025	8	A,B,C,D	NO	91322-0039	16	A,B,C,D	NO
91322-0013	8	A,C	YES	91322-0027	16	A,C	YES
91322-0014	8	A,C	NO	91322-0028	16	A,C	NO
91322-0015	8	B,D	YES	91322-0029	16	B,D	YES
91322-0016	8	B,D	NO	91322-0030	16	B,D	NO
91322-0017	8	NONE	YES	91322-0031	16	NONE	YES
91322-0018	8	NONE	NO	91322-0032	16	NONE	NO

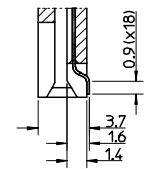


- NOTES:
- SEE PRODUCT SPECIFICATION PS-91321-005.
  - PACKAGING: TRAYS.
  - DATUM Z TO BE THE ZERO LINE FOR THE MEASUREMENT OF COPLANARITY. IT IS TO BE TAKEN AS THE PLANE OF A METAL BLOCK GAUGE ON WHICH THE CONNECTOR RESTS FREELY. ALL SOLDER TAILS TO LIE WITHIN 0.10mm OF THIS PLANE.



DETAIL 1

4:1



SEE DETAIL 1

A-A

LEAD-FREE CONVERSION	QUALITY SYMBOLS	GENERAL TOLERANCES (UNLESS SPECIFIED)		SCALE	DESIGN UNITS METRIC	THIRD ANGLE PROJECTION	REVISIONS		
		mm	INCH				DATE	DESCRIPTION	BY
EC NO: E2005-0367 DRWN: PSHEAHAN CHKD: 2005/03/21 APPR: BMAGUIRE 2005/03/30	▽ - 0 ∇ - 0	4 PLACES	± ---	± ---	DIMENSION STYLE MM ONLY	TITLE SMART CARD FRICTION SMT (SMT VERSION)	1	2005/03/21	PSHEAHAN
		3 PLACES	± ---	± ---			2	2005/03/21	PSHEAHAN
		2 PLACES	± 0.05	± ---			3	2005/03/21	PSHEAHAN
		1 PLACE	± 0.10	± ---			4	2005/03/21	PSHEAHAN
DRAFT WHERE APPLICABLE		ANGULAR ±1/2°		APPROVED BY	DATE	MATERIAL NO.	DOCUMENT NO.	SHEET NO.	
MUST REMAIN WITHIN DIMENSIONS				MWLWHITE	98/08/28	SEE CHART	SD-91322-004	1 OF 1	
THIS DRAWING CONTAINS INFORMATION THAT IS PROPRIETARY TO MOLEX INCORPORATED AND SHOULD NOT BE USED WITHOUT WRITTEN PERMISSION						MOLEX INCORPORATED			