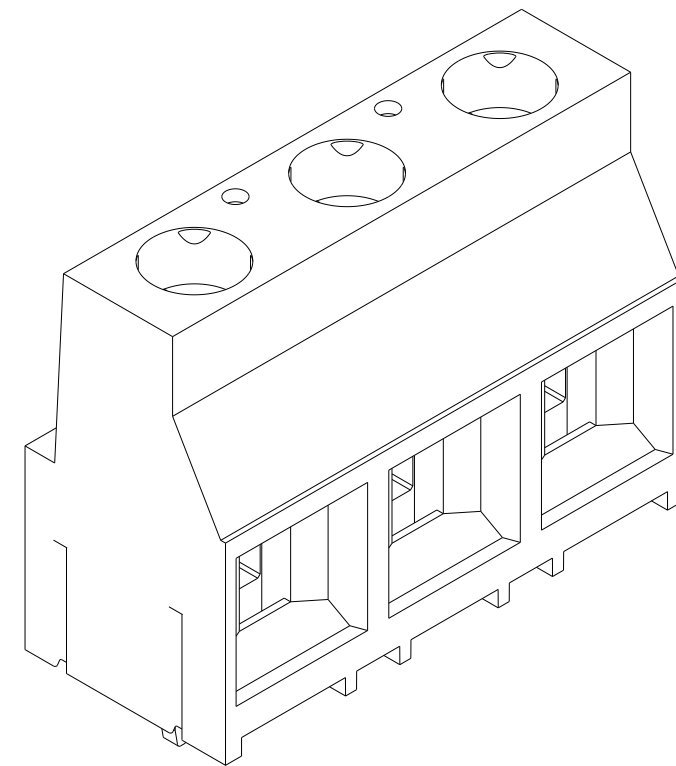
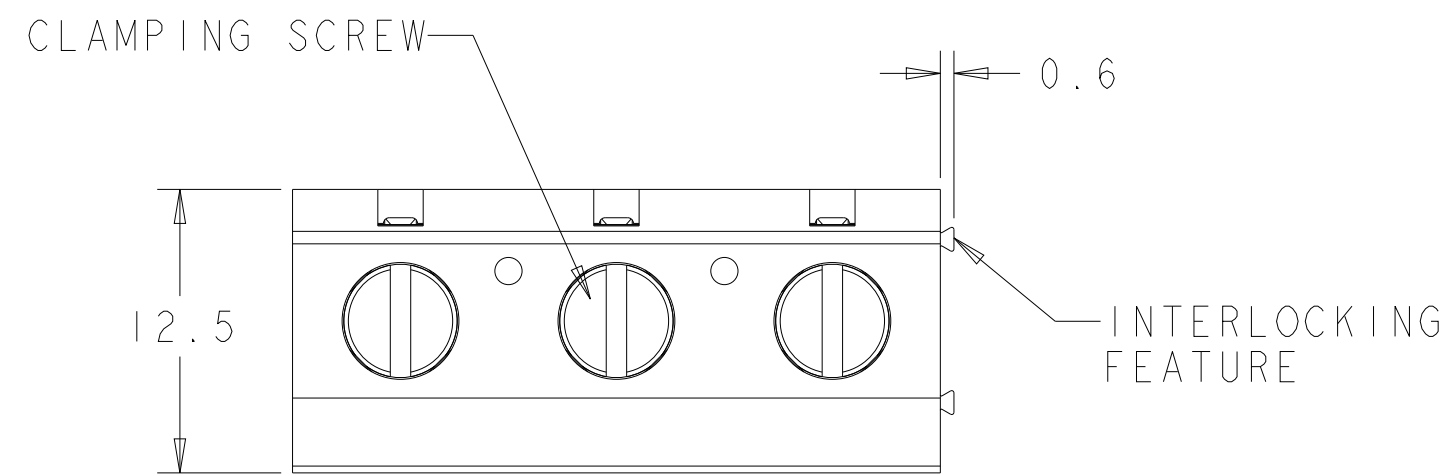


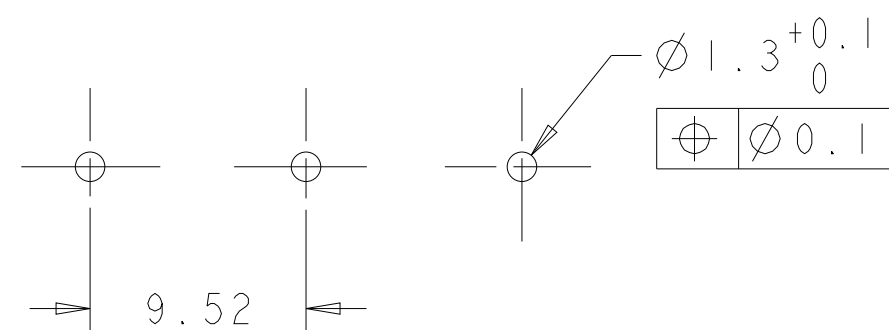
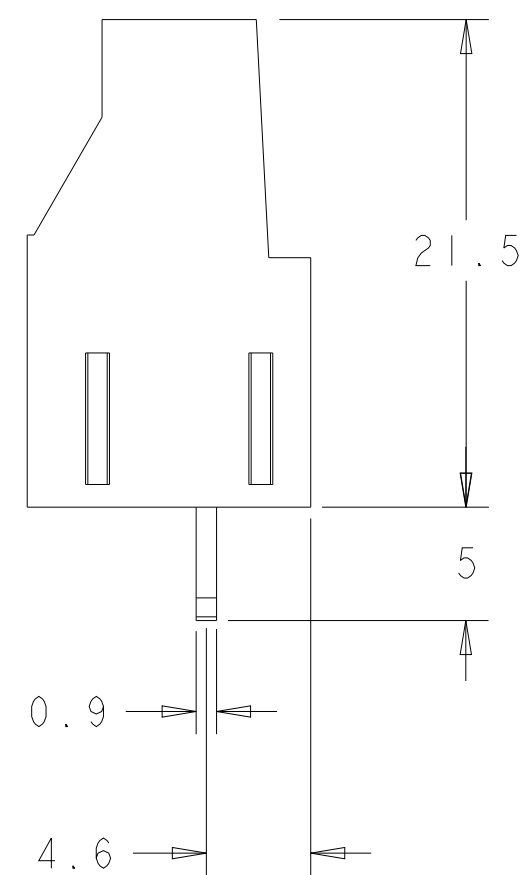
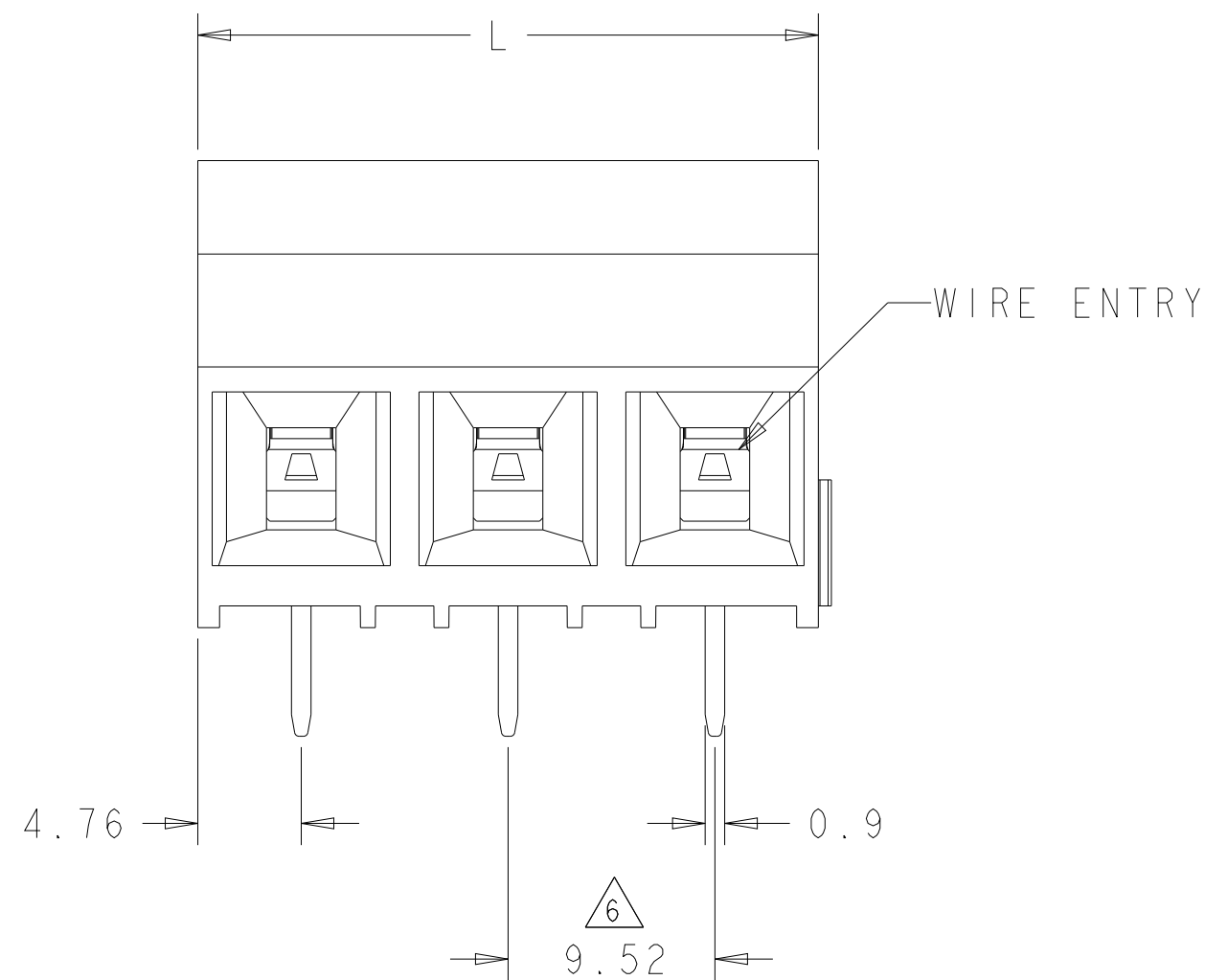
P	LTR	DESCRIPTION	DATE	DWN	APVD
C		PACKAGING CHANGED FROM BLACK POLYURETHANE SPONGE TO TRAY	12MAR2018	RK	PS
CI		PART STATUS UPDATED	19OCT2021	SCB	SS



796739-3 AS SHOWN

NOTES:

- MATERIALS AND FINISH
 HOUSING: PA 6-6, UL 94-VO, COLOR GREEN
 CLAMP: BRASS, NICKEL PLATED.
 CLAMPING SCREW: M3.5, BRASS, NICKEL PLATED.
 TERMINAL: BRASS, TIN PLATED.
- MECHANICAL
 WIRE STRIPPING LENGTH : 7.0-8.0 mm
 MIN. PC BOARD HOLES DIAMETER : 1.3 mm
 MAX. PC BOARD THICKNESS : 4 mm
 RECOMMENDED TIGHTENING TORQUE FOR SCREW : 0.8 Nm.
- ELECTRICAL
 WIRE RANGE : 10-30 AWG
 MAX. VOLTAGE : 600 V
 MAX CURRENT : 30 A
 CONTACT RESISTANCE : <15 m Ohm
 INSULATION RESISTANCE : >1000 M Ohm (500V DC)
- END-TO-END STACKABLE W/INTERLOCK, WITHOUT LOSS OF CENTERLINE SPACING.
- RECOGNIZED UNDER THE COMPONENT PROGRAM OF UNDERWRITERS LABORATORY INC. FILE No. E60677.
- NOT CUMULATIVE TOLERANCE.
- PARTS LARGER THAN 3 POSITION ARE MADE FROM INTERLOCKING 2 OR 3 POSITION PARTS TOGETHER.
- PACKED IN TRAY.



RECOMMENDED PC BOARD LAYOUT

OBsolete	AR	796739-2 796739-3	95.20	10	796739-0
OBsolete	2	796739-2	38.08	4	796739-4
-	-	-	28.56	3	796739-3
-	-	-	19.04	2	796739-2
QTY	PART NO				
MAKE FROM $\triangle 7$			L	NO OF POSN	PART NUMBER

THIS DRAWING IS A CONTROLLED DOCUMENT.		DWN E. ZANOLINI	02MAR2001	TE Connectivity
DIMENSIONS: mm		CHK E. ZANOLINI	02MAR2001	
TOLERANCES UNLESS OTHERWISE SPECIFIED:		APVD D. BIEVENOUR	02MAR2001	
0 PLC ± 0.15 1 PLC ± 0.2 2 PLC ± 0.2 3 PLC \pm 4 PLC \pm ANGLES ± 2 FINISH		NAME D. BIEVENOUR	PRODUCT SPEC -	
MATERIAL SEE NOTES	FINISH SEE NOTES	APPLICATION SPEC -	SIZE A2	CAGE CODE 00779
		WEIGHT -	DRAWING NO C-796739	RESTRICTED TO -
CUSTOMER DRAWING			SCALE 3:1	SHEET 1
			REV CI	