

LOC		DIST		REVISIONS			
FT	0	REV	DESCRIPTION	DATE	BY	APPV	
A1			CORRECTION OF PCB MOUNT VIEW	19JUN2015	NV	PS	

**HEADER:**  
**MATERIALS:**  
 HEADER: COPPER ALLOY, GOLD PLATED, 94V-0 THERMOPLASTIC.  
 CONNECTOR: COPPER ALLOY, GOLD PLATED, 94V-0 THERMOPLASTIC.

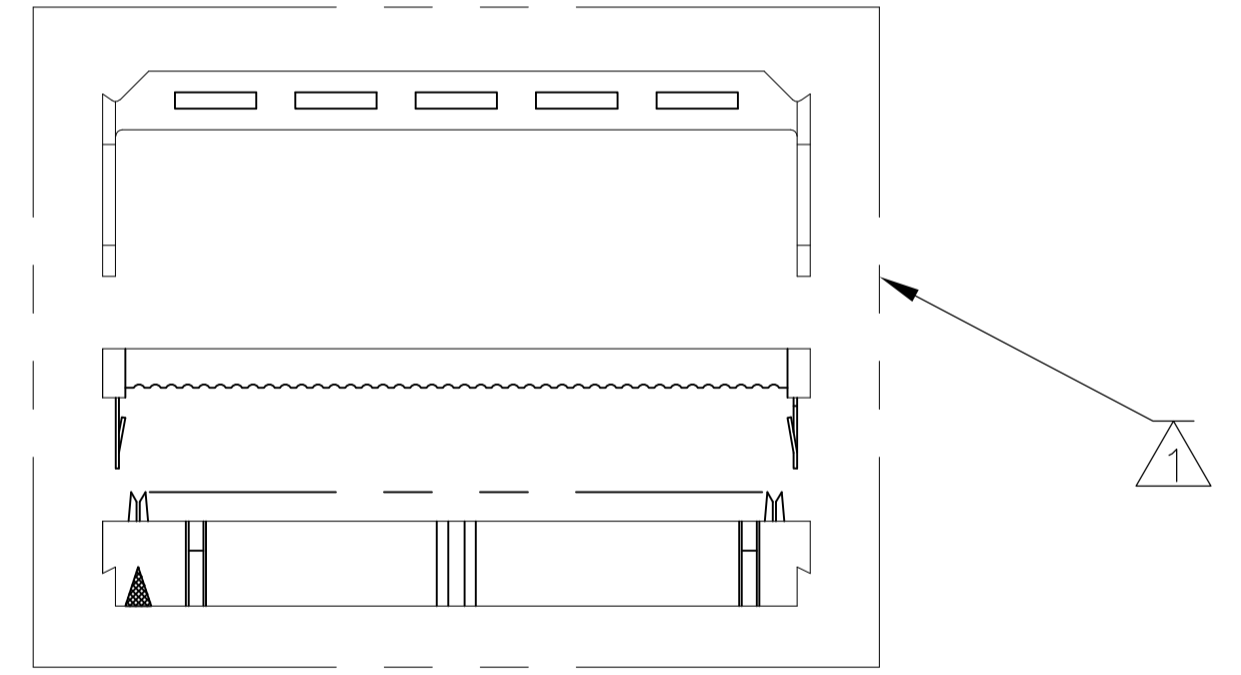
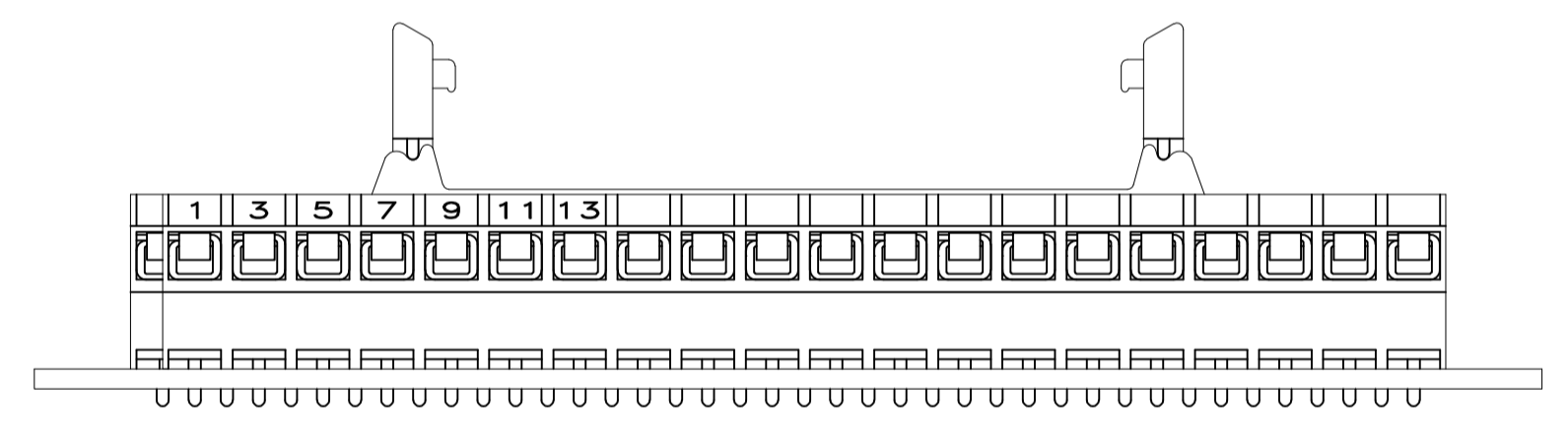
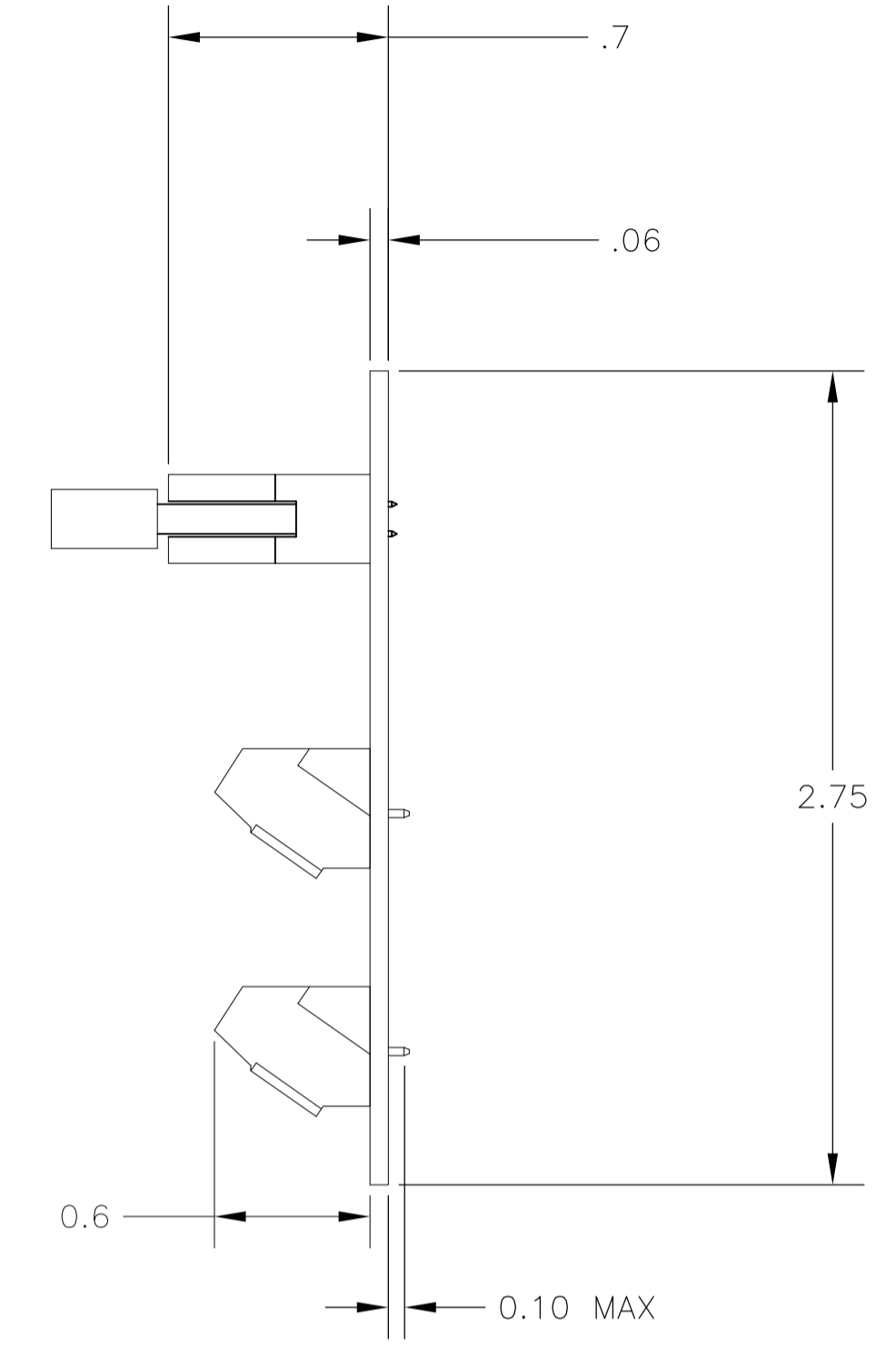
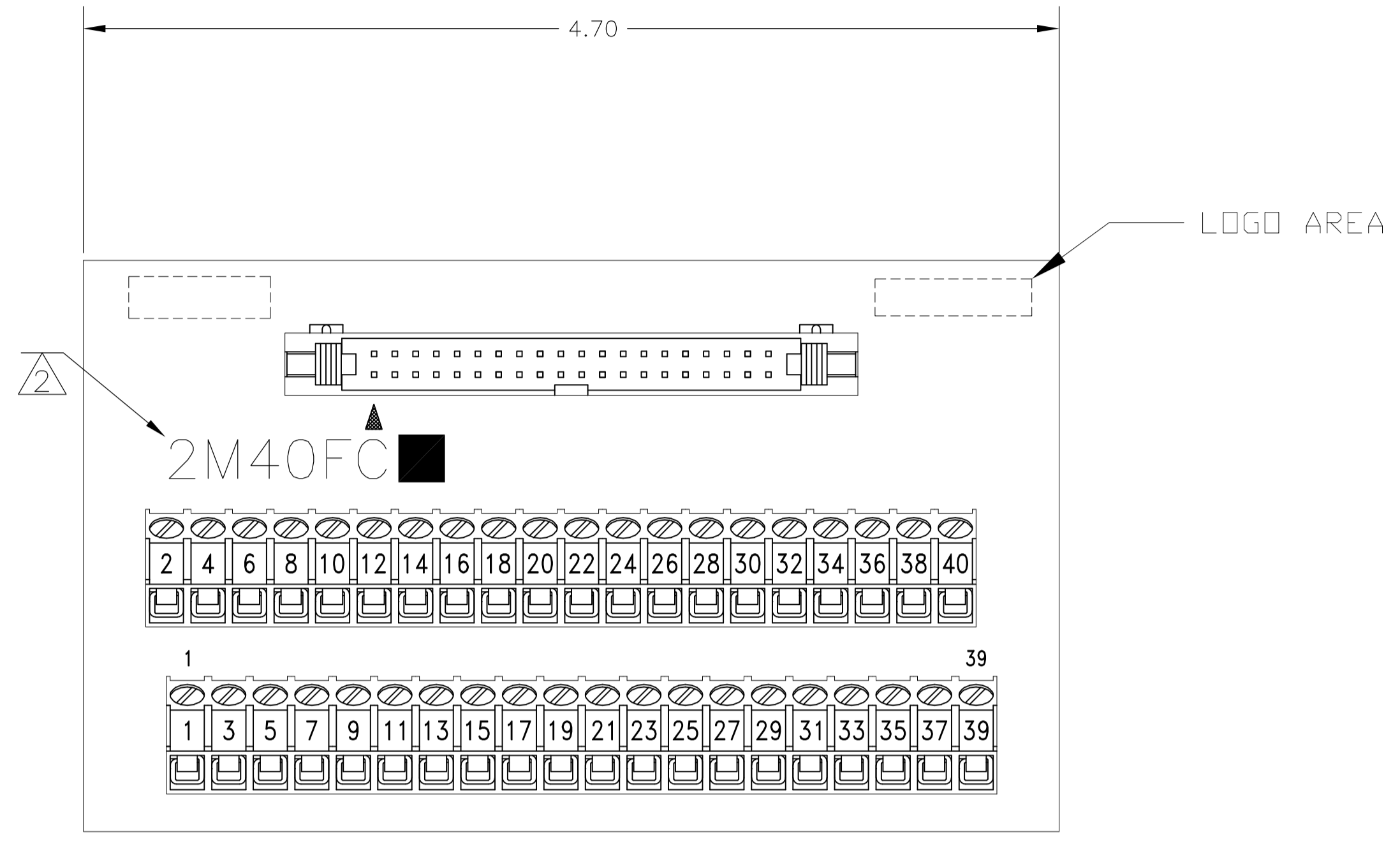
**ELECTRICAL:**  
 RATING: 1 AMPERE MAX. (CONNECTOR).  
**MECHANICAL:**  
 WIRE RANGE: 26-30 AWG SOLID, 28 AWG STRANDED.

**TERMINAL BLOCK:**  
**MATERIALS:**  
 HOUSING: THERMOPLASTIC NYLON, BLACK, 94V-0.  
 TERMINALS: COPPER ALLOY, TIN PLATED.  
 SCREWS: 3M, BRASS, NICKEL PLATED.

**ELECTRICAL:**  
 RATING: 10A, 300V(UL).  
**MECHANICAL:**  
 WIRE RANGE: 14-22 AWG.

**MOUNTING:**  
**MATERIALS:**  
 MOUNTING: 2TK2 AND 2TK2D SERIES SNAPTRACK (SOLD SEPARATELY).

- ① ALL CONNECTOR/STRAIN RELIEF COMPONENTS TO BE SHIPPER LOOSE AND UNASSEMBLED.
- ② CATALOG NUMBER MARKED HERE.
- ③ CONTAINS NO TIN-LEAD PLATING.



③	2M40FCL	1776640-1
	2M40FC	2-1437684-6
	CATALOG NO.	PART NUMBER

THIS DRAWING IS A CONTROLLED DOCUMENT.		DIN M.S. FEHER 01APR2004		TE Connectivity	
DIMENSIONS: INCHES		TOLERANCES UNLESS OTHERWISE SPECIFIED:		NAME	
		0. PLC ± - 1. PLC ± .1 2. PLC ± .01 3. PLC ± - 4. PLC ± - ANGLES ± -		PRODUCT SPEC APPLICATION SPEC WEIGHT MATERIAL FINISH	
MATERIAL		FINISH		SIZE CAGE CODE DRAWING NO. RESTRICTED TO A1 00779 C=2-1437684-6 -	
CUSTOMER DRAWING		SCALE NTS		SHEET 1 OF 1 REV A1	