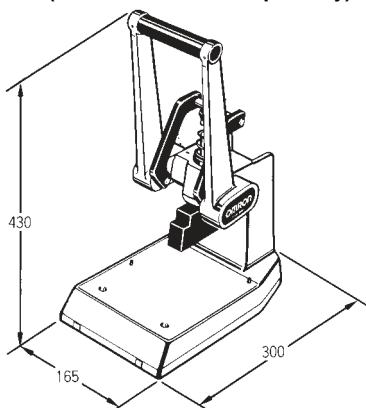


Special Tools

XY2B-0002

IDC Tool (Attachments sold separately)

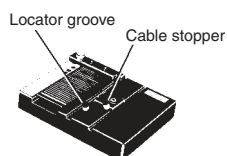


Model
XY2B-0002

IDC Tool Attachments for XG4M and XG2A

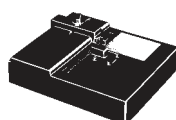
XY2B-1007

Attachment for the XG4M



XY2B-1006

Attachment for the XG2A



Operation

XG4M-series Connectors must be placed face down into the locator slot of the Attachment. (With the XG2A Series, place the terminal block in the Attachment.) Insert the cable until it is flush against the cable stopper. Connections are made by pulling the handle towards you until it stops. For details on operation, see the user's manual supplied with the IDC Tool.

Combinations

IDC Tool	Attachment	Applicable Socket
XY2B-0002	XY2B-1007	XG4M (All contacts)
	XY2B-1006	XG2A (All contacts)

IDC Tool Attachments for XG4E

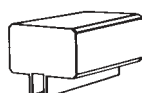
XY2B-1004

Attachment for the XG4E



XY2B-14□□

Spacer for the XG4E



Operation

XG4E-series Connectors must be placed face down into the locator slot of the Attachment. Insert the cable until it is flush against the cable stopper. Next set the proper spacer for the Plug. Connections are made by pulling the handle towards you until it stops.

Ordering Information

IDC Tool	Attachment	Spacer	Applicable Plug
XY2B-0002	XY2B-1004	XY2B-1401	XG4E-10□1/-10□2 XG4E-1431/-1432
		XY2B-1402	XG4E-1631/-1632 XG4E-2031/-2032
		XY2B-1403	XG4E-2631/-2632 XG4E-3031/-3032
		XY2B-1404	XG4E-3431/-3432
		XY2B-1405	XG4E-4031/-4032
		XY2B-1406	XG4E-50□1/-50□2
		XY2B-1407	XG4E-60□1/-60□2 XG4E-54□1/-64□2

