

**DESIGNED & DIMENSIONED  
IN MILLIMETERS [INCHES]**

DO NOT  
SCALE FROM  
THIS PRINT

**BNC7T-P-C-XX-ST-CA3XX-X**

GENDER  
-P: PLUG

TYPE  
-C: CABLE

PACKAGING  
-BLANK: INDIVIDUALLY BAGGED  
-B: BULK PACKAGE (QTY=100 MAX)

CRIMP OPTION  
(LEAVE BLANK FOR SOLDERED CENTER CONTACT)  
-C: CRIMPABLE CENTER CONTACT  
(USE BNC7T-P-C-X-ST-CA3-PIN-C)

MANUFACTURING OPTION  
(LEAVE BLANK FOR MACHINED)  
-D: DIE CAST

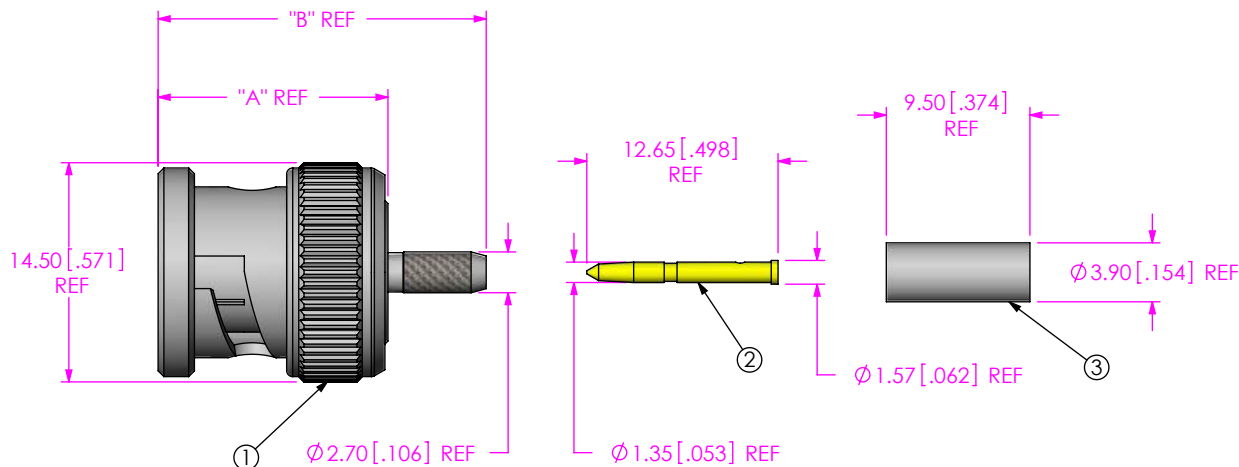
TERMINATION  
-CA3: CABLE (RG179)

ORIENTATION  
-ST: STRAIGHT

PLATING SPECIFICATION  
-GN: 10µ" GOLD CENTER CONTACT,  
100µ" NICKEL OUTER CONTACT  
(SEE TABLE 1)

ITEM	COMPONENT	-GN
1	SUB ASSEMBLY	SUB-BNC7T-P-C-N-ST-CA3X (SEE TABLE 2)
2	PIN	BNC7T-P-C-G-ST-CA3-PIN-X (SEE TABLE 2)
3	FERRULE	SMA-FER-001-N

OPTION	SUB ASSEMBLY	PIN	"A"	"B"
-CA3	SUB-BNC7T-P-C-N-ST-CA3	BNC7T-P-C-G-ST-CA3-PIN	15.20 [0.598]	21.70 [0.854]
-CA3C		BNC7T-P-C-G-ST-CA3-PIN-C		
-CA3D	SUB-BNC7T-P-C-N-ST-CA3D	BNC7T-P-C-G-ST-CA3-PIN	15.12 [0.595]	21.62 [0.851]
-CA3DC		BNC7T-P-C-G-ST-CA3-PIN-C		



NOTES:

- NOTE DELETED.
- NOTE DELETED.
- PRODUCT TO BE PACKAGED PER PRECISION RF SECTION OF PACKAGING MANUAL.
- NOTE DELETED.

UNLESS OTHERWISE SPECIFIED,  
DIMENSIONS ARE IN  
MILLIMETERS [INCHES].  
TOLERANCES ARE:

DECIMALS ANGLES  
.X: ±0.3 [.01] 5°  
.XX: ±0.13 [.005]  
.XXX: ±0.051 [.0020]

PROPRIETARY NOTE  
THIS DOCUMENT CONTAINS CONFIDENTIAL AND  
PROPRIETARY INFORMATION AND ALL DESIGN,  
MANUFACTURING, REPRODUCTION, USE, PATENT RIGHTS  
AND SALES RIGHTS ARE EXPRESSLY RESERVED BY SAMTEC,  
INC. THIS DOCUMENT SHALL NOT BE DISCLOSED, IN WHOLE  
OR PART, TO ANY UNAUTHORIZED PERSON OR ENTITY NOR  
REPRODUCED, TRANSFERRED OR INCORPORATED IN ANY  
OTHER PROJECT IN ANY MANNER WITHOUT THE EXPRESS  
WRITTEN CONSENT OF SAMTEC, INC.

MATERIAL: DO NOT SCALE DRAWING SHEET SCALE: 2:1

COUPLING NUT:  
-CA3X OPTION: BRASS, -CA3DX OPTION: ZAMAK 3  
CABLE BODY, FERRULE, CONTACT: BRASS  
GASKET: SILICONE

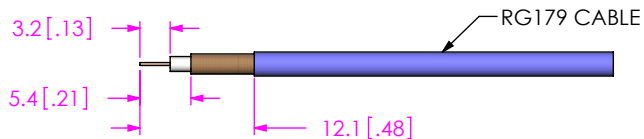


520 PARK EAST BLVD, NEW ALBANY, IN 47150  
PHONE: 812-944-6733 FAX: 812-948-5047  
e-Mail: info@SAMTEC.com code: 55322

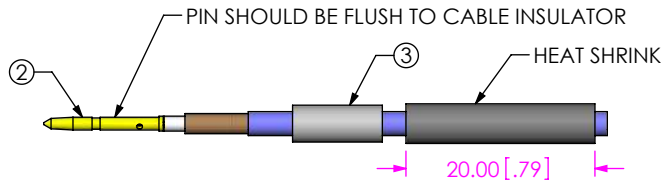
DESCRIPTION:  
TRUE 75 OHM, BNC STRAIGHT PLUG, RG179

DWG. NO.  
**BNC7T-P-C-XX-ST-CA3XX-X**

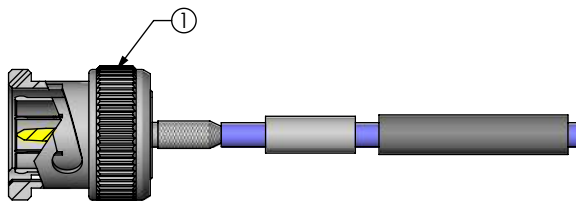
BY: G.HERMAN 06/19/2008 SHEET 1 OF 3




**IN-PROCESS 1**  
STRIP CABLE AND TIN INNER CONDUCTOR



**IN-PROCESS 2**  
ADD HEAT SHRINK TUBING AND FERRULE,  
SOLDER SIGNAL PIN (CA3 & CA3D OPTIONS), OR CRIMP  
(USE DANIELS WA22CJ TOOL AND K1764 POSITIONER,  
CRIMP ON SETTING 7) (CA3C & CA3DC OPTIONS)



**IN-PROCESS 3**  
FLARE SHIELD & ADD SUB ASSEMBLY



**IN-PROCESS 4**  
CRIMP FERRULE  
(USE RF CRIMP HAND TOOL #CAT-RF-FER-01,  
AND .128" DIE SIZE)



**IN-PROCESS 5**  
ACTIVATE HEAT SHRINK

F:\DWG\MISC\MKTG\BNC7T-P-C-XX-ST-CA3XX-X-MKT.SLDDRW

**PROPRIETARY NOTE**  
THIS DOCUMENT CONTAINS CONFIDENTIAL AND PROPRIETARY INFORMATION AND ALL DESIGN, MANUFACTURING, REPRODUCTION, USE, PATENT RIGHTS AND SALES RIGHTS ARE EXPRESSLY RESERVED BY SAMTEC, INC. THIS DOCUMENT SHALL NOT BE DISCLOSED, IN WHOLE OR PART, TO ANY UNAUTHORIZED PERSON OR ENTITY NOR REPRODUCED, TRANSFERRED OR INCORPORATED IN ANY OTHER PROJECT IN ANY MANNER WITHOUT THE EXPRESS WRITTEN CONSENT OF SAMTEC, INC.

DO NOT SCALE DRAWING

SHEET SCALE: 1.25:1

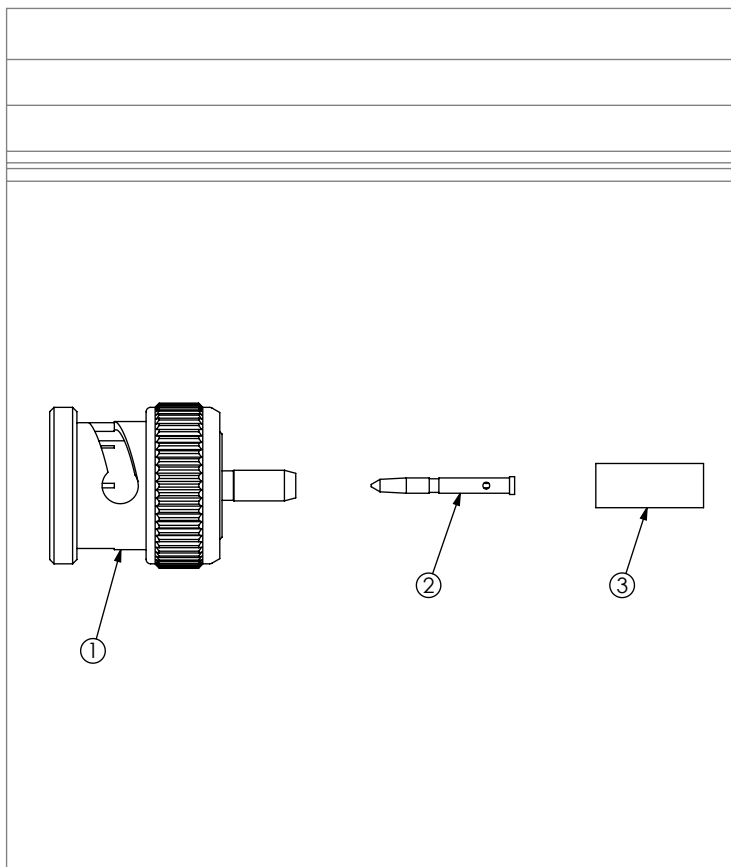


520 PARK EAST BLVD, NEW ALBANY, IN 47150  
PHONE: 812-944-6733 FAX: 812-948-5047  
e-Mail: info@SAMTEC.com code: 55322

DESCRIPTION:  
TRUE 75 OHM, BNC STRAIGHT PLUG, RG179

DWG. NO.  
BNC7T-P-C-XX-ST-CA3XX-X

BY: G.HERMAN 06/19/2008 SHEET 2 OF 3



PACKAGING VIEW  
BNC7T-P-C-XX-ST-CA3XX SHOWN

**PROPRIETARY NOTE**  
 \* THIS DOCUMENT CONTAINS CONFIDENTIAL AND PROPRIETARY INFORMATION AND ALL DESIGN, MANUFACTURING, REPRODUCTION, USE, PATENT RIGHTS AND SALES RIGHTS ARE EXPRESSLY RESERVED BY SAMTEC, INC. THIS DOCUMENT SHALL NOT BE DISCLOSED, IN WHOLE OR PART, TO ANY UNAUTHORIZED PERSON OR ENTITY NOR REPRODUCED, TRANSFERRED OR INCORPORATED IN ANY OTHER PROJECT IN ANY MANNER WITHOUT THE EXPRESS WRITTEN CONSENT OF SAMTEC, INC.



520 PARK EAST BLVD., NEW ALBANY, IN 47150  
 PHONE: 812-944-6733 FAX: 812-948-5047  
 e-Mail: info@SAMTEC.com code: 55322

DO NOT SCALE DRAWING

DESCRIPTION:  
TRUE 75 OHM, BNC STRAIGHT PLUG, RG179

DWG. NO.  
**BNC7T-P-C-XX-ST-CA3XX-X**

SHEET SCALE: 1:0.666667

BY: G.HERMAN 06/19/2008 SHEET 3 OF 3