THIS DRAWING IS UNPUBLISHED. RELEASED FOR PUBLICATION 20
© COPYRIGHT 20 BY - ALL RIGHTS RESERVED.

LOC	DIST
GP	00

REVISIONS

P	LTR	DESCRIPTION	DATE	DWN	APVD
	C	REV PER ECO 14-10695	7-16-14	CT	DH

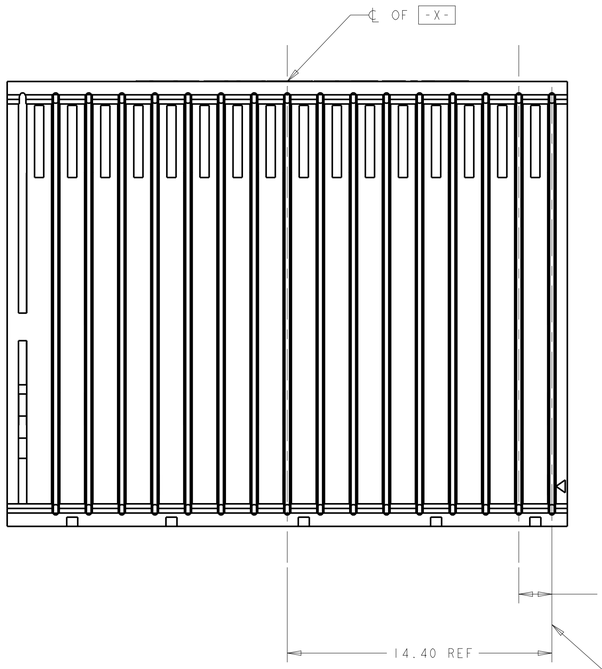

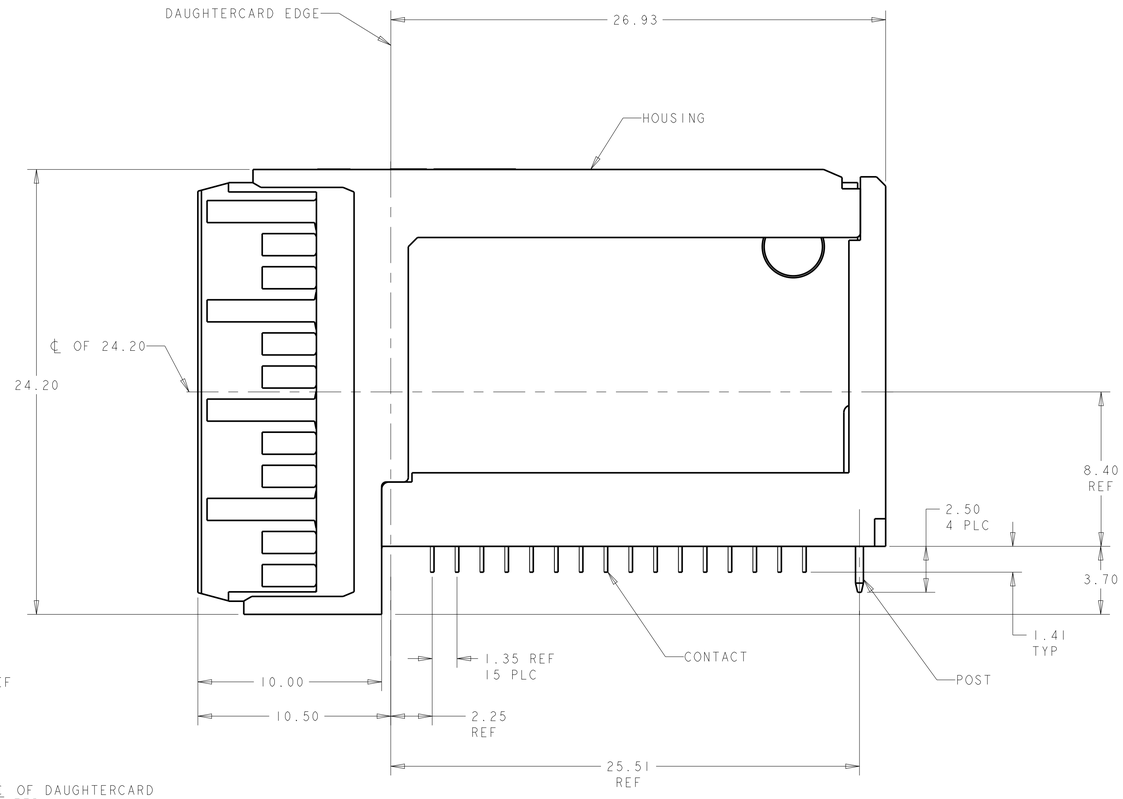

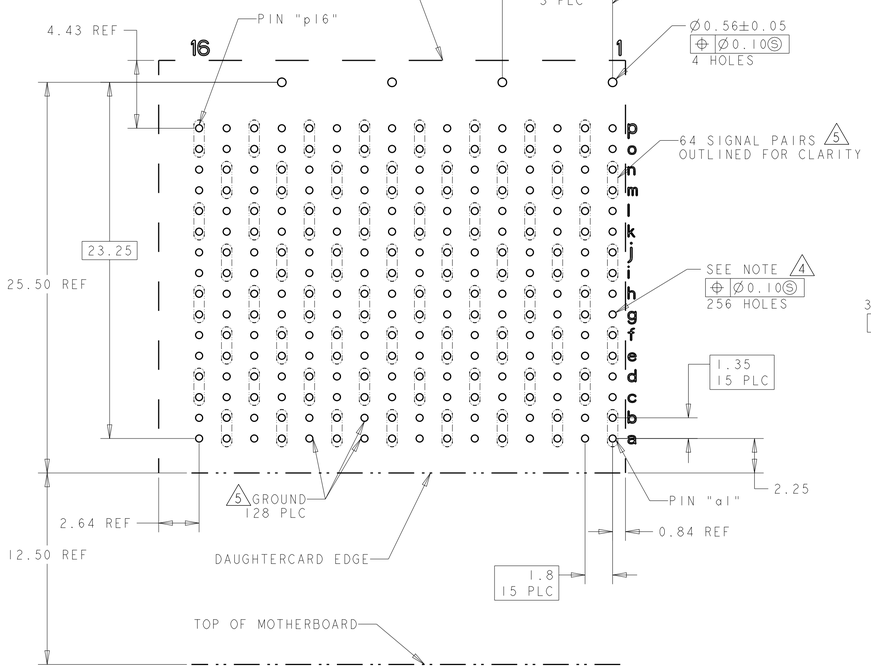

PC BOARD LAYOUT
(CONNECTOR SIDE)
SCALE 5:1

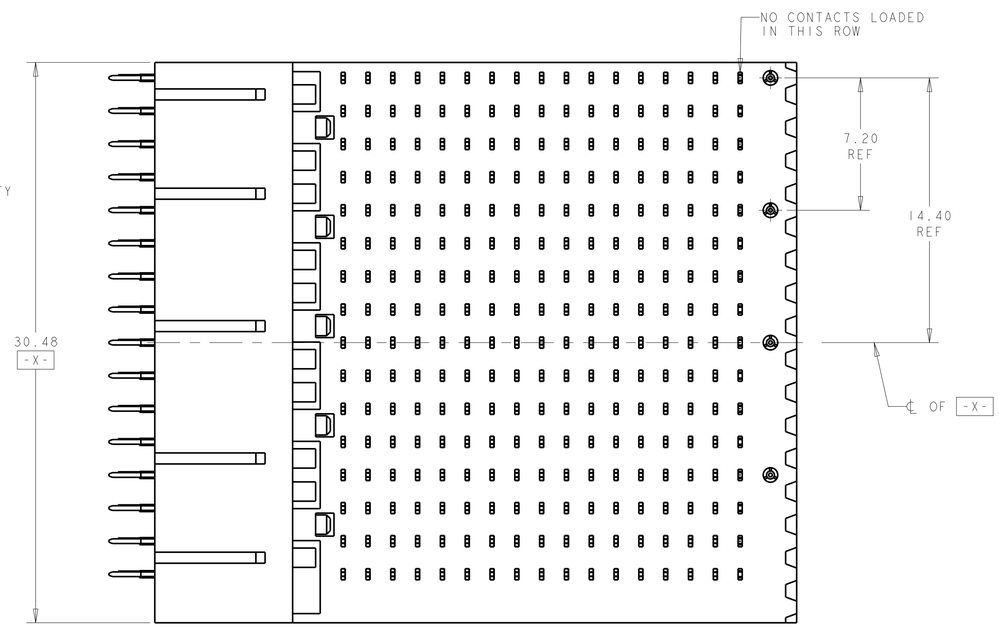

1. HOUSING: LCP, UL94V0, COLOR: BLACK.
   CONTACT: PHOSPHOR BRONZE.
   POST: BRASS WIRE
2. CONTACT: 1.27µm MIN. TIN-LEAD ON PCB TAIL
   OVER 1.27µm MIN. NICKEL OVER ALL.
   POST: 1.27µm MIN NICKEL PLATED.
3. CONTACT: 1.27µm MIN. TIN ON PCB TAIL
   OVER 1.27µm MIN. NICKEL OVER ALL.
   POST: 1.27µm MIN NICKEL PLATED.
4. MANUFACTURING TOLERANCE FOR:
   Ø0.46± 0.05 FINISHED HOLE WITH Sn PB PLATING:
   DRILLED HOLE = Ø0.55±0.02
   COPPER PLATING = 0.025-0.050
   Sn PB PLATING = 0.0038-0.0124
   Ø0.475± 0.05 FINISHED HOLE WITHOUT Sn PB PLATING:
   DRILLED HOLE = Ø0.55±0.02
   COPPER PLATING = 0.025-0.050
5. SEE TABLE 1 FOR INTERCONNECTIONS TO BACKPLANE CONNECTOR.
6. TE PART NO AND DATE CODE MARKED ON THIS ASSEMBLY.

TABLE 1
INTERCONNECTIONS WITH BACKPLANE CONNECTOR 1410128

TYPICAL INTERCONNECTIONS FOR EACH ODD-NUMBERED COLUMN (WAFER): 1,3,5,7,9,11,13,15

CONTACT USAGE	DAUGHTERCARD CONNECTOR PIN	BACKPLANE CONNECTOR PIN
SIGNAL PAIR	ax	ax
	bx	bx
SIGNAL PAIR	ex	dx
	fx	ex
SIGNAL PAIR	ix	gx
	jx	hx
SIGNAL PAIR	mx	jx
	nx	kx
GROUNDS	cx,dx,gx,hx, kx,lx,ox,px (ALL COMMONED)	cx,fx,ix,lx

TYPICAL INTERCONNECTIONS FOR EACH EVEN-NUMBERED COLUMN (WAFER): 2,4,6,8,10,12,14,16

CONTACT USAGE	DAUGHTERCARD CONNECTOR PIN	BACKPLANE CONNECTOR PIN
SIGNAL PAIR	cx	bx
	dx	cx
SIGNAL PAIR	gx	ex
	hx	fx
SIGNAL PAIR	kx	hx
	lx	ix
SIGNAL PAIR	ox	kx
	px	lx
GROUNDS	ax,bx,ex,fx, ix,jx,mx,nx (ALL COMMONED)	ax,dx,gx,jx

NOTE: "x" DESIGNATES THE COLUMN NUMBER.

REMARKS	PLATING	PART NO
6	3	1410125-2
6	2	1410125-1

THIS DRAWING IS A CONTROLLED DOCUMENT.

DIMENSIONS: mm

TOLERANCES UNLESS OTHERWISE SPECIFIED:
0 PLC ±-
1 PLC ±0.5
2 PLC ±0.13
3 PLC ±-
4 PLC ±-
ANGLES ±1°0'
FINISH - SEE TABLE

MATERIAL 1

DWN L.SIPE 03SEP2002
CHK J.CONSOLI 03SEP2002
APVD G.GRIFFITH 13MAR2006
PRODUCT SPEC 108-2072
APPLICATION SPEC 114-13056
WEIGHT -

TE Connectivity

NAME RIGHT-ANGLE PLUG ASSEMBLY, RIGHT END, 25.4mm, MultiGig RT2, DIFFERENTIAL, DAUGHTERCARD CONNECTOR

SIZE	CAGE CODE	DRAWING NO	RESTRICTED TO
A1	00779	C-1410125	-

Customer Drawing

SCALE	SHEET	OF	REV
6:1	1	1	C

4805 (3/11)