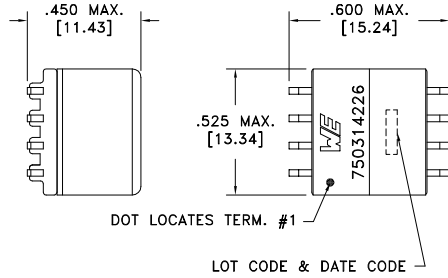
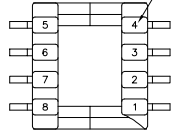


CUSTOMER TERMINAL	RoHS	LEAD(Pb)-FREE
Sn96%, Ag4%	Yes	Yes

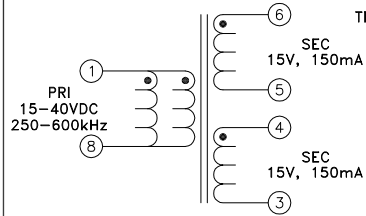


TERM. NO.'s FOR REF. ONLY

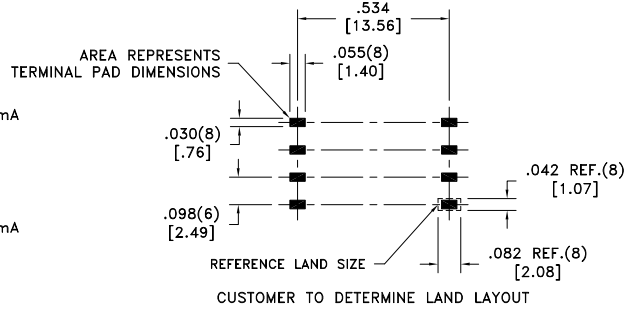


DOT LOCATES TERM. #1

LOT CODE & DATE CODE



Customer to tie terminals 3+6 together on PCB.



ELECTRICAL SPECIFICATIONS @ 25°C unless otherwise noted:

PARAMETER	TEST CONDITIONS	VALUE
D.C. RESISTANCE	1-8 @20°C	0.067 ohms ±10%
D.C. RESISTANCE	6-5 @20°C	0.350 ohms ±10%
D.C. RESISTANCE	4-3 @20°C	0.350 ohms ±10%
INDUCTANCE	1-8 10kHz, 100mVAC, Ls	33.8uH ±10%
SATURATION CURRENT	20% rolloff from initial	1.0A
LEAKAGE INDUCTANCE	1-8 tie(3+4, 5+6), 100kHz, 10mVAC, Ls	150nH max.
DIELECTRIC	1-5 tie(4+6), 1875VAC, 1 second	-
TURNS RATIO	(6-5):(1-8)	2:1, ±1%
TURNS RATIO	(6-5):(4-3)	1:1, ±1%

GENERAL SPECIFICATIONS:

OPERATING TEMPERATURE RANGE: -40°C to +125°C including temp rise.

Safety Standard Undefined.

Wire insulation & RoHS status not affected by wire color.
Wire insulation color may vary depending on availability.

REV.	DATE	Packaging Specifications Method: Tape & Reel PKG-0328 www.we-online.com/midcom		Tolerances unless otherwise specified: Angles: ±1° Fractions: ±1/64 Decimals: ±.005 [.13] Footprint: ±.005 [.13]	DRAWING TITLE TRANSFORMER	PART NO. 750314226
6A	11/13	SEE REVISION SHEET FOR REVISION LEVEL	REVISION LEVEL	This drawing is dual dimensioned. Dimensions in brackets are in millimeters.	eiSos p/n: 750314226	SPECIFICATION SHEET 1 OF 1