

## Printed-circuit board connector - PT 2,5/ 4-PVH-5,0 - 1704181

Please be informed that the data shown in this PDF Document is generated from our Online Catalog. Please find the complete data in the user's documentation. Our General Terms of Use for Downloads are valid (<http://download.phoenixcontact.com>)

Plug component, Nominal current: 14 A, Rated voltage (III/2): 320 V, Number of positions: 4, Pitch: 5 mm, Connection method: Screw connection, Color: green, Contact surface: Tin




The figure shows a 10-position version of the product

### Product Features

- Patented coding available on request
- 5.0 mm pitch
- Very stable thanks to the L-shaped base strips
- Reliable contact system with high current carrying capacity
- Highly flexible conductor protection for easy, repeated connection
- Plug-in system with a total of five plug-in options



### Key commercial data

Packing unit	1 PCE
Minimum order quantity	250 PCE
GTIN	 4 017918 994792
Custom tariff number	85366990
Country of origin	GERMANY

### Technical data

#### Dimensions / positions

Pitch	5 mm
Dimension a	15 mm
Number of positions	4
Screw thread	M3
Tightening torque, min	0.45 Nm

# Printed-circuit board connector - PT 2,5/ 4-PVH-5,0 - 1704181

## Technical data

### Dimensions / positions

Tightening torque max	0.5 Nm
-----------------------	--------

### Technical data

Range of articles	PT 2,5/...-PVH
Insulating material group	I
Rated surge voltage (III/3)	4 kV
Rated surge voltage (III/2)	4 kV
Rated surge voltage (II/2)	4 kV
Rated voltage (III/2)	320 V
Rated voltage (II/2)	630 V
Connection in acc. with standard	EN-VDE
Nominal current $I_N$	13.5 A
Nominal voltage $U_N$	250 V
Nominal cross section	2.5 mm <sup>2</sup>
Maximum load current	13.5 A
Insulating material	PA
Inflammability class according to UL 94	V0
Internal cylindrical gage	A3 / B3
Stripping length	8 mm
Nominal voltage, UL/CUL Use Group B	300 V
Nominal current, UL/CUL Use Group B	10 A
Nominal voltage, UL/CUL Use Group D	300 V
Nominal current, UL/CUL Use Group D	10 A

### Connection data

Conductor cross section solid min.	0.5 mm <sup>2</sup>
Conductor cross section solid max.	4 mm <sup>2</sup>
Conductor cross section stranded min.	0.5 mm <sup>2</sup>
Conductor cross section stranded max.	4 mm <sup>2</sup>
Conductor cross section stranded, with ferrule without plastic sleeve min.	0.5 mm <sup>2</sup>
Conductor cross section stranded, with ferrule without plastic sleeve max.	2.5 mm <sup>2</sup>
Conductor cross section stranded, with ferrule with plastic sleeve min.	0.5 mm <sup>2</sup>
Conductor cross section stranded, with ferrule with plastic sleeve max.	2.5 mm <sup>2</sup>
Conductor cross section AWG/kcmil min.	20
Conductor cross section AWG/kcmil max	12
2 conductors with same cross section, solid min.	0.5 mm <sup>2</sup>
2 conductors with same cross section, solid max.	1.5 mm <sup>2</sup>
2 conductors with same cross section, stranded min.	0.5 mm <sup>2</sup>

# Printed-circuit board connector - PT 2,5/ 4-PVH-5,0 - 1704181

## Technical data

### Connection data

2 conductors with same cross section, stranded max.	1.5 mm <sup>2</sup>
2 conductors with same cross section, stranded, ferrules without plastic sleeve, min.	0.5 mm <sup>2</sup> When using ferrules, 250 V are only achieved in combination with surge voltage category/pollution degree II/2.
2 conductors with same cross section, stranded, ferrules without plastic sleeve, max.	0.75 mm <sup>2</sup> When using ferrules, 250 V are only achieved in combination with surge voltage category/pollution degree II/2.
2 conductors with same cross section, stranded, TWIN ferrules with plastic sleeve, min.	0.5 mm <sup>2</sup> When using ferrules, 250 V are only achieved in combination with surge voltage category/pollution degree II/2.
2 conductors with same cross section, stranded, TWIN ferrules with plastic sleeve, max.	1.5 mm <sup>2</sup> When using ferrules, 250 V are only achieved in combination with surge voltage category/pollution degree II/2.
Minimum AWG according to UL/CUL	26
Maximum AWG according to UL/CUL	12

## Classifications

### ETIM

ETIM 3.0	EC001121
ETIM 4.0	EC002638
ETIM 5.0	EC002638

### UNSPSC

UNSPSC 11	34131203
UNSPSC 12.01	39121432
UNSPSC 13.2	39121432
UNSPSC 6.01	30211801
UNSPSC 7.0901	39121432

### eCl@ss

eCl@ss 4.0	272607xx
eCl@ss 4.1	27141109
eCl@ss 5.0	27141190
eCl@ss 5.1	27141190
eCl@ss 6.0	27261101
eCl@ss 7.0	27440401

## Approvals

### Approvals

# Printed-circuit board connector - PT 2,5/ 4-PVH-5,0 - 1704181

## Approvals

Approvals

UL Recognized / cUL Recognized / GOST / cULus Recognized

---


Ex Approvals


---


Approvals submitted


---

## Approval details

UL Recognized 		
	B	D
mm <sup>2</sup> /AWG/kcmil	26-12	26-12
Nominal current I <sub>N</sub>	10 A	10 A
Nominal voltage U <sub>N</sub>	300 V	300 V

cUL Recognized 		
	B	D
mm <sup>2</sup> /AWG/kcmil	26-12	26-12
Nominal current I <sub>N</sub>	10 A	10 A
Nominal voltage U <sub>N</sub>	300 V	300 V

GOST 		
--	--	--

cULus Recognized 		
--	--	--

## Accessories

Additional products

## Printed-circuit board connector - PT 2,5/ 4-PVH-5,0 - 1704181

### Accessories

Printed-circuit board connector - PST 1,3/ 4-LH-5,0 - 1704327

Header, Nominal current: 14 A, Rated voltage (III/2): 400 V, Number of positions: 4, Pitch: 5 mm, Color: Black, Contact surface: Tin, Assembly: Soldering, Voltage and current depend on the plug-in terminal block used.



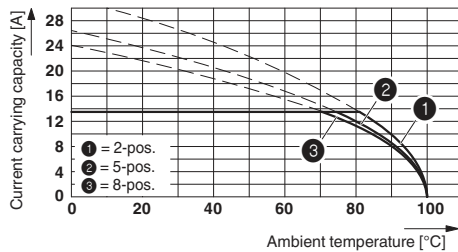
Printed-circuit board connector - PST 1,3/ 4-LV-5,0 - 1704482

Header, Nominal current: 14 A, Rated voltage (III/2): 400 V, Number of positions: 4, Pitch: 5 mm, Color: Black, Contact surface: Tin, Assembly: Soldering, Voltage and current depend on the plug-in terminal block used.

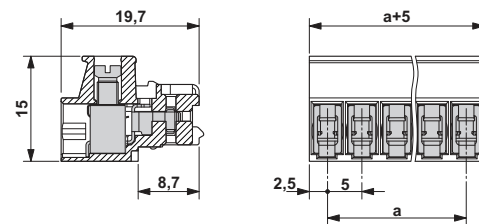


### Drawings

Diagram



Dimensioned drawing



Derating diagram in connection with PST 1,3...-LH-5,0 pin strip; reduction factor=0.8; conductor cross section=4 mm<sup>2</sup>