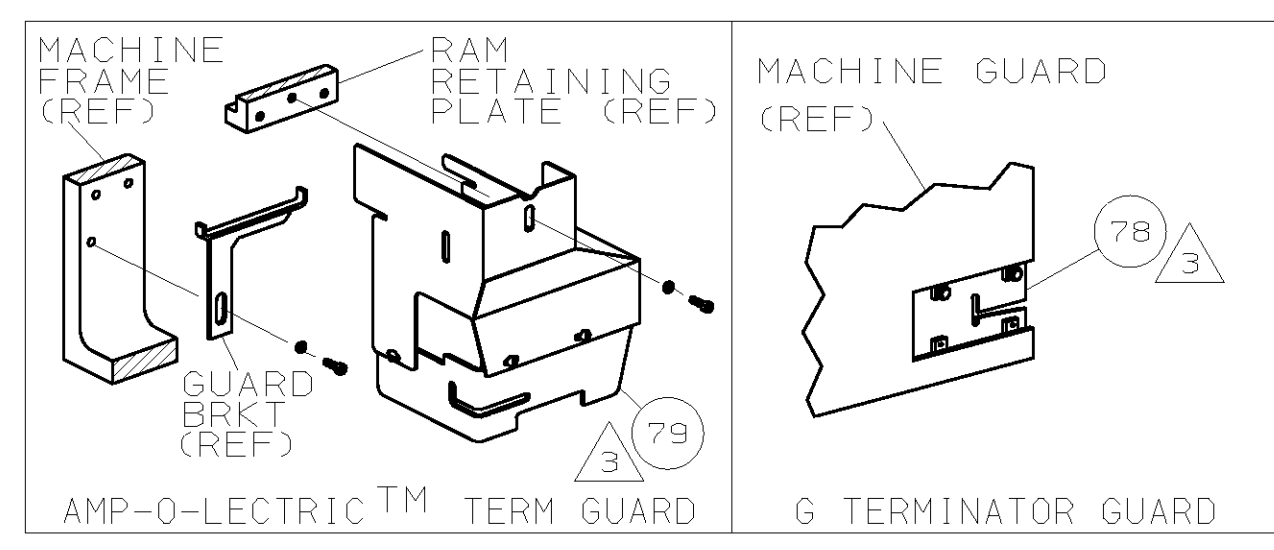


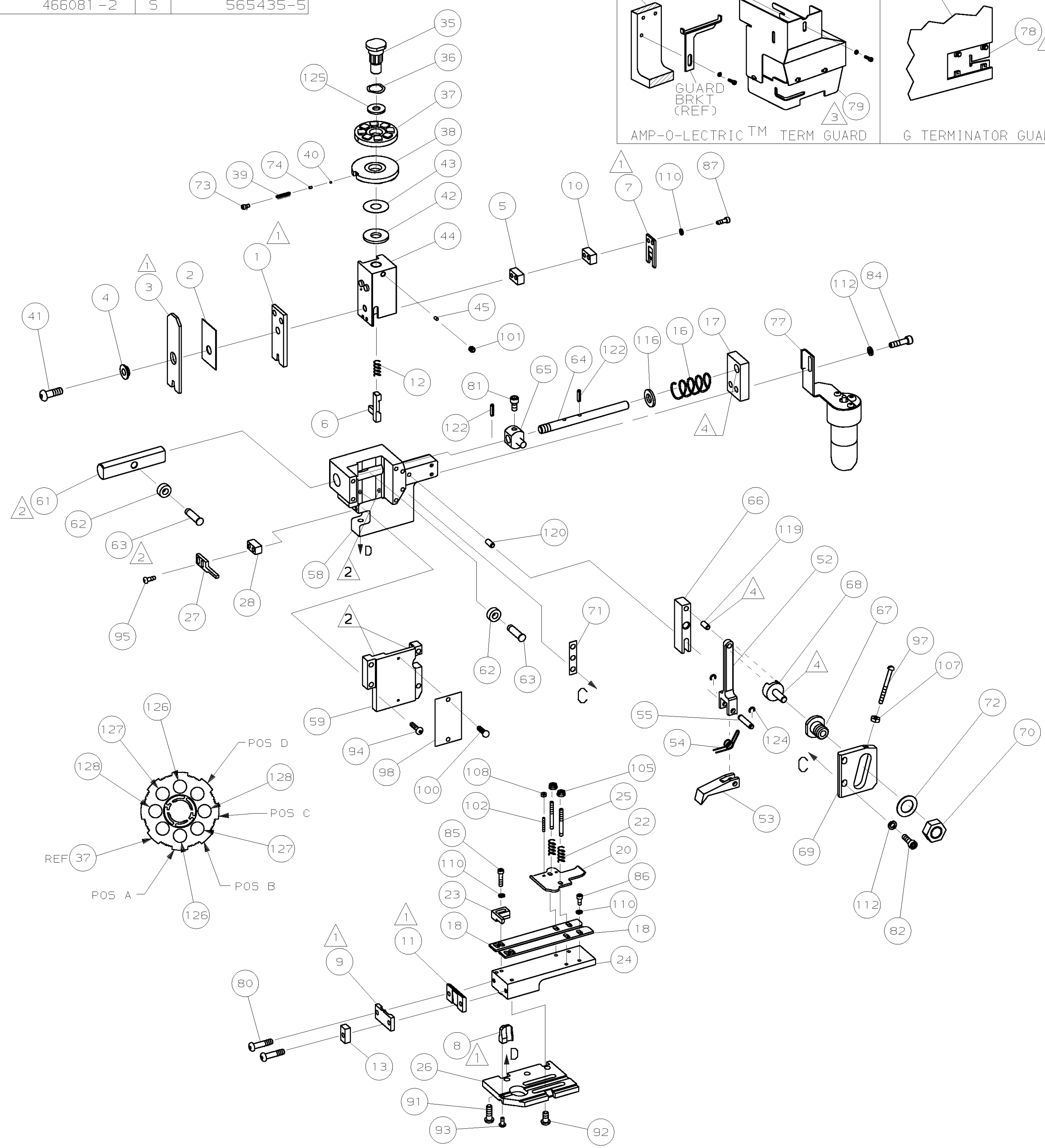
PART NUMBER	REV	FIRST USED
466081-1	5	854400-1
466081-2	5	565435-5



TERMINAL NAME: Ø.180 SHUR PLUG		CRIMPING DATA			
60793	62739	PAD LTR	CRIMP HEIGHT	WIRE SIZE	
		A	.078 ±.002 [1.88 ±0.05mm]	14	
		B	.069 ±.002 [1.65 ±0.05mm]	16	
		C	.063 ±.002 [1.5 ±0.05mm]	18	
		D	NOT USED		
		CRIMP	SIZE	TYPE	RANGE
		WIRE	.110 [2.79mm]	F	18-14
		INSUL	.140 [3.56mm]	F	.090-.125
WIRE STRIP LENGTH	TERM APPL SPEC	FEED	APPL INSTRUCTION	SET UP GAGE	LAYOUT
.188	114-2017	.805	408-8039	458638-1	87

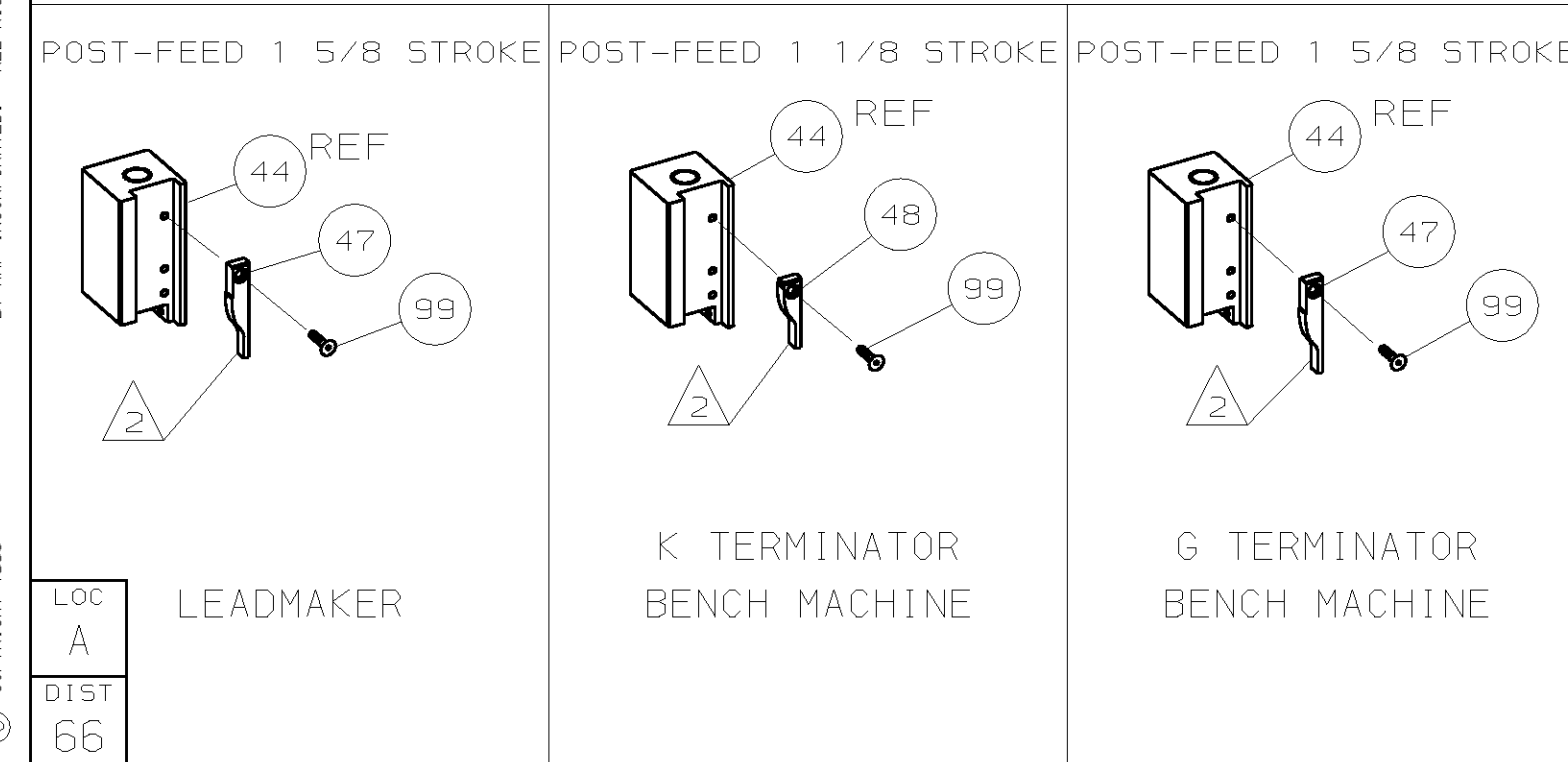
LEADMAKER & BENCH MODEL G		MECH POST FEED			
REF	REF	-	A	22594-8	NUT, HEX
REF	REF	-	B	240628-1	PLATE, ADJ
REF	REF	-	B	240626-1	SHAFT, PIVOT
REF	REF	-	B	240633-1	BUSHING
REF	REF	-	A	455680-1	LEVER, INTERMEDIATE
REF	REF	-	B	240629-1	BLOCK, PIVOT
REF	REF	-	A	240632-2	SCR, ADJ
REF	REF	-	B	240659-3	PIN, CAM ROLLER
REF	REF	-	B	240658-1	CAM, ROLLER
REF	REF	-	B	454398-1	ROD, FEED

THIS DRAWING IS A CONTROLLED DOCUMENT.



QTY	REF	REV	TERMINAL NAME	DESCRIPTION	ITEM NO	
2	2	-	C	9-354778-5	PIN, WIRE DISC (.2970)C	129
2	2	-	C	8-354778-3	PIN, WIRE DISC (.2910)B	127
2	2	-	C	6-354778-5	PIN, WIRE DISC (.2820)A	126
1	1	-	A	986950-1	WASHER, FLAT PRECISION	125
REF	REF	-	A	21045-3	RING, RET "C" (Ø.187)FD PIN	124
REF	REF	-	A	5-21028-1	PIN, STD SPRING (Ø.12)FD ADJ ROD	122
REF	REF	-	A	1-21030-7	PIN, DOWEL (Ø.187x1.50)H5G	120
REF	REF	-	A	1-21030-1	PIN, DOWEL (Ø.187x.50)LEVER	119
REF	REF	-	A	21899-4	WASHER, FLAT (Ø5/16) SCR ADJ	116
REF	REF	-	A	21024-5	WASHER, LOCK (NO.10)FD ROD GDE	112
7	7	-	A	21024-4	WASHER, LOCK (NO.8) SHEAR BL	110
2	2	-	A	21018-4	NUT, HEX (4-40) DRAG	108
REF	REF	-	A	21018-5	NUT, HEX (6-32)FD ADJ PL	107
2	2	-	A	21022-2	NUT, HEX 5L (8-32)DRAG STUD	105
2	2	-	A	2-21006-6	SCR, SKT SET (4-40x.62)DRAG	102
1	1	-	A	21009-2	SCR, SKT SET (1/4-20x.25)RAM	101
2	2	-	A	21017-2	SCR, DRIVE (#2x.19) ID PLATE	100
1	1	-	A	1-21002-7	SCR, BHC (6-32x.38)CAM	99
1	1	-	B	461264-1	PLATE, IDENTIFICATION	98
REF	REF	-	A	6-23715-5	SCR, PAN HD (6-32x1.50)FEED ADJ	97
2	2	-	A	2-21002-2	SCR, BHC (8-32x.50)STRIPPER	95
REF	REF	-	A	2-21002-9	SCR, BHC (10-32x.75)H5G CAP	94
1	1	-	A	22733-8	SCR, BHC (8-32x.38 LW)ANVIL	93
4	4	-	A	3-21002-3	SCR, BHC (1/4-20x.50)ST 6D PL	92
REF	REF	-	A	2-22733-8	SCR, BHC (1/4-20x.62)BASE PL	91
1	1	-	A	690603-1	SPRING, ASSIST	74
1	1	-	A	23030-1	SCR, SKT CAP (6-32x.25)CP DSC	73
REF	REF	-	A	458109-1	WASHER, FLAT (SPECIAL)	72
REF	REF	-	A	690517-1	SPACER	71
-2	-1	U/M	DWG SIZE	PART NO	DESCRIPTION	ITEM NO

QTY	REF	REV	TERMINAL NAME	DESCRIPTION	ITEM NO	
1	1	-	B	690501-3	CAM, POST FEED 1 1/8 ST	48
-	1	-	B	690501-4	CAM, POST-FEED 1 5/8 ST	47
1	1	-	A	690191-1	PLUG, NYLON	45
1	1	-	C	455674-1	RAM	44
1	1	-	A	690125-1	WASHER, LAMINATED	43
1	1	-	A	690124-1	WASHER, RAM	42
1	1	-	A	7-21002-9	BOLT, CRIMPER (5/16-24x1.00)	41
1	1	-	A	23241-6	BALL, STEEL	40
1	1	-	A	690170-1	SPRING, COMPRESSION	39
1	1	-	C	690142-1	DISC, INSULATION	38
1	1	-	D	354777-1	WIRE DISC, PLASTIC	37
1	1	-	A	22480-5	WASHER, SPRING	36
1	1	-	B	690212-1	POST, RAM	35
1	1	-	A	458980-2	APPLICATOR, BASIC (SUB ASSY)	32
1	1	-	B	3-690451-2	SPACER, STRIPPER	28
1	1	-	A	240639-1	STRIPPER	27
REF	REF	-	C	455676-1	PLATE, BASE	26
2	2	-	A	22354-8	DRAG, STUD	25
1	1	-	B	455678-3	PLATE, STRIP GUIDE	24
1	1	-	C	240825-1	PLATE, STRIP HOLD DOWN	23
2	2	-	A	4-22281-1	SPRING, DRAG	22
1	1	-	A	454177-1	DRAG, STOCK	20
2	2	-	C	454204-4	GUIDE, STRIP (FRONT)	18
REF	REF	-	A	454178-1	GUIDE, FEED ROD	17
REF	REF	-	A	4-22284-9	SPRING, FEED RETURN	16
1	1	-	C	690481-2	SPACER, HOLD DOWN	13
1	1	-	A	23846-1	SPRING, HOLD DOWN	12
1	1	-	B	240833-4	PLATE, REAR SHEAR	11
1	1	-	C	5-240641-0	SPACER, SLUG BLADE	10
1	1	-	B	2-690496-1	PLATE, FRONT SHEAR	9
1	1	-	D	4-240693-2	ANVIL	8
1	1	-	B	1-690474-0	BLADE, SLUG	7
1	1	-	D	3-455892-0	HOLD DOWN, TERMINAL	6
1	1	-	C	6-240641-7	SPACER, SLUG BLADE	5
1	1	-	B	238009-1	SPACER, BLOCK CRIMPER	4
1	1	-	C	1-456134-4	CRIMPER, INSULATION	3
1	1	-	B	455888-1	SPACER, CRIMPER	2
1	1	-	C	456408-3	CRIMPER, WIRE	1



- 1 RECOMMENDED SPARE PARTS.
- 2 GREASE LIGHTLY.
- 3 GUARD MUST BE IN PLACE WHEN OPERATING APPLICATOR IN A BENCH MACHINE.
- 4 LUBRICATE DAILY USING NO. 20 MACHINE OIL.
- 5. ITEMS WITH QTY OF REF SPECIFIED (EXCEPT ITEMS 78 AND 79) ARE USED ON ITEM 32.
- 6 ITEM 78 USED WITH G TERMINATOR ONLY.
- 7 LUBRICATION REQUIRED WITH NICKEL PLATED TERMINALS.

QTY REOD PER ASSY		PARTS LIST		DIMENSIONS IN INCHES. DO NOT SCALE PRINT.		MATERIAL		FINISH	
S	ECN 0150-0853-04	TE	6-04	TOLERANCES UNLESS OTHERWISE SPECIFIED:		DR D. SALTZER 3/1/95		APP T. BEDDICK 3-7-95	
RI	ECN 0150-1455-02	TE	11-02	2 PLC DEC ±		CHK 3-7-95		REL 3/10/95	
N	ECN 0150-0240-02	TE	3-02	3 PLC DEC ±		C. ERISMANN		B. MORGAN	
M	0150-8707-98	TB	8-98	4 PLC DEC ±		NAME		END FEED HDM APPLICATOR	
L	0150-6614-96	CE	1-96	ANGLES ±		SCALE		DWG NO 466081	
K	0150-6539-95	MO	11-95	SURF TEXTURE: ✓		SHEET		REV 1 OF 1	
J	0150-6442-95	TB	10-95	REMOVE BURRS, BREAK SHARP EDGES R.015 MAX		REV		5	
P/F	LTR	REVISION RECORD	APP	DATE	CUSTOMER AND ASSEMBLY DRAWING				