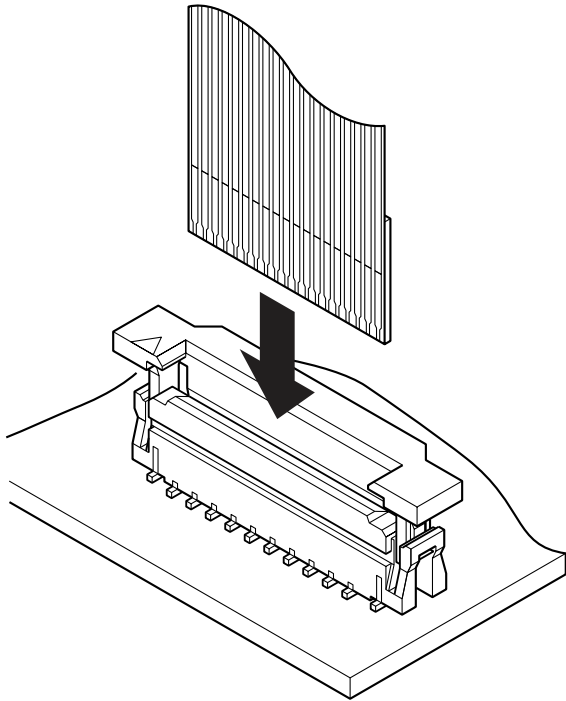


FLZT CONNECTOR

0.5mm pitch/Connectors for FPC



Vertical 0.5mm pitch ZIF type connector with staggered solder tails. Both normal type and reverse type are available.

- Zero insertion force mechanism
- Two types of connections
- Heat resisting design suitable for surface mounting

Specifications

- Current rating: 0.5A AC, DC
- Voltage rating: 50V AC, DC
- Temperature range: -25°C to +85°C
(including temperature rise in applying electrical current)
- Contact resistance: Initial value/20m Ω max.
After environmental testing/40m Ω max.
- Insulation resistance: 100M Ω min.
- Withstanding voltage: 200V AC/minute
- Applicable FPC: Conductor pitch/0.5mm
Conductor width/0.35mm
Mating part thickness/0.3±0.05mm

Note: FPC to be actually used should be checked for applicability.

- * Compliant with RoHS.
- * Refer to "General Instruction and Notice when using Terminals and Connectors" at the end of this catalog.
- * Contact JST for details.

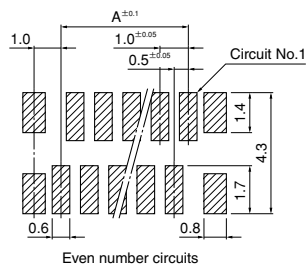
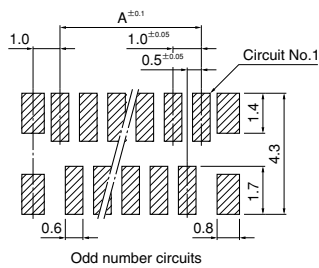
Standards

Recognized E60389

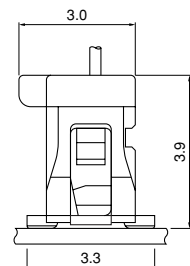
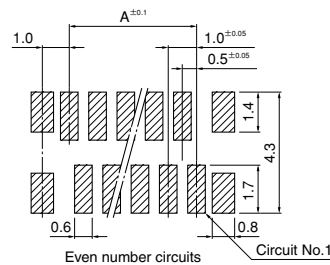
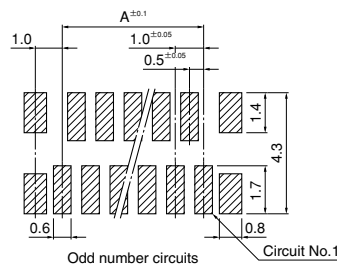
Certified LR20812

PC board layout (viewed from component side) and Assembly layout

Normal type



Reverse type

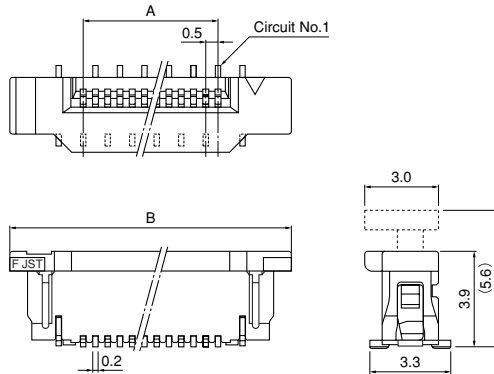


Note: 1. Tolerances are non-cumulative: ±0.05mm for all centers.
2. The dimensions above should serve as a guideline. Contact JST for details.

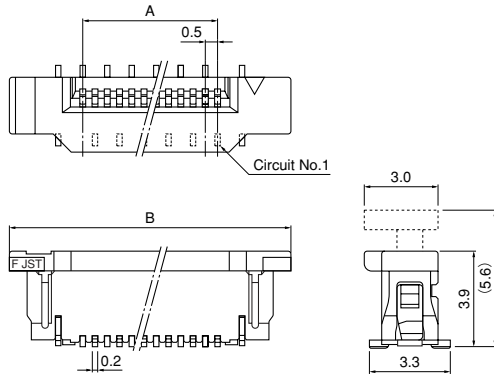
FLZT CONNECTOR

Connector

Normal type



Reverse type



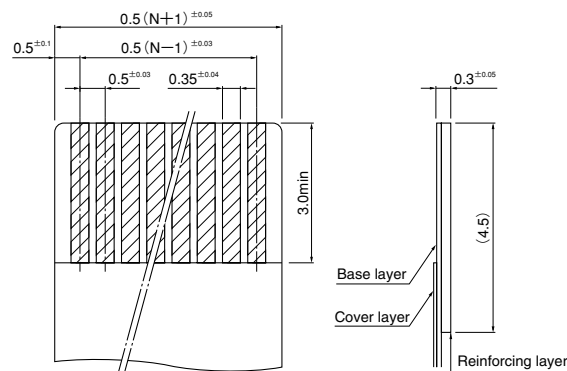
Circuits	Model No.		Dimensions (mm)		Q'ty / reel
	Normal type	Reverse type	A	B	
6	06FLZT-SM1-TF	06FLZT-RSM1-TF	2.5	8.5	1,500
8	08FLZT-SM1-TF	08FLZT-RSM1-TF	3.5	9.5	1,500
10	10FLZT-SM1-TF	10FLZT-RSM1-TF	4.5	10.5	1,500
12	12FLZT-SM1-TF	12FLZT-RSM1-TF	5.5	11.5	1,500
14	14FLZT-SM1-TF	14FLZT-RSM1-TF	6.5	12.5	1,500
15	15FLZT-SM1-TF	15FLZT-RSM1-TF	7.0	13.0	1,500
16	16FLZT-SM1-TF	16FLZT-RSM1-TF	7.5	13.5	1,500
20	20FLZT-SM1-TF	20FLZT-RSM1-TF	9.5	15.5	1,500
22	22FLZT-SM1-TF	22FLZT-RSM1-TF	10.5	16.5	1,500
24	24FLZT-SM1-TF	24FLZT-RSM1-TF	11.5	17.5	1,500
28	28FLZT-SM1-TF	28FLZT-RSM1-TF	13.5	19.5	1,500
30	30FLZT-SM1-TF	30FLZT-RSM1-TF	14.5	20.5	1,500
37	37FLZT-SM1-TF	37FLZT-RSM1-TF	18.0	24.0	1,500
40	40FLZT-SM1-TF	40FLZT-RSM1-TF	19.5	25.5	1,500
42	42FLZT-SM1-TF	42FLZT-RSM1-TF	20.5	26.5	1,500

Material and Finish

Contact: Phosphor bronze, copper-undercoated, tin-plated (reflow treatment)
 Slider housing: PPS, UL94V-0
 Normal type...natural (brown)
 Reverse type...black
 Housing: PPS, UL94V-0, natural
 Solder tab: Brass, copper-undercoated, tin-plated (reflow treatment)

RoHS compliance This product displays (LF)(SN) on a label.

Lead section dimensions of FPC



Note: N---Number of circuits