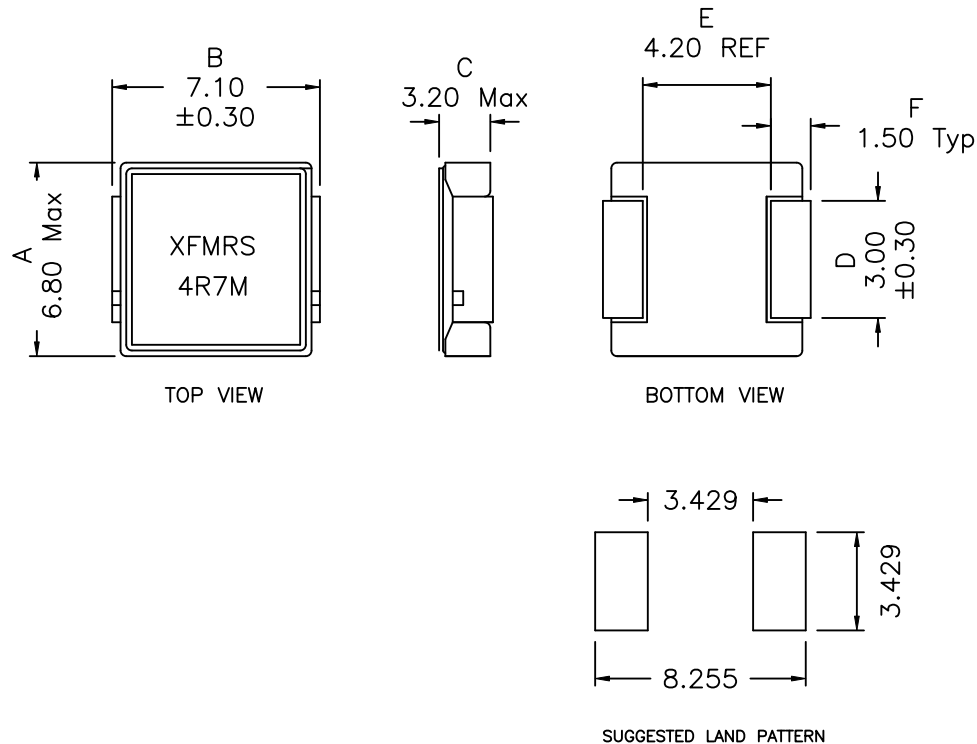



1. Mechanical Dimensions:



2. Schematic:



3. Electrical Specifications: @25C

OCL: 4.70uH±20% @100KHz 0.25V

Q: 20 Min @100KHz 0.25V

DCR: 40.0 mOhms Max

Irms: 5.5A (Based on 40°C Typ Temp Rise)

Isat: 10.0Adc (Based on 20% Typ drop in OCL)

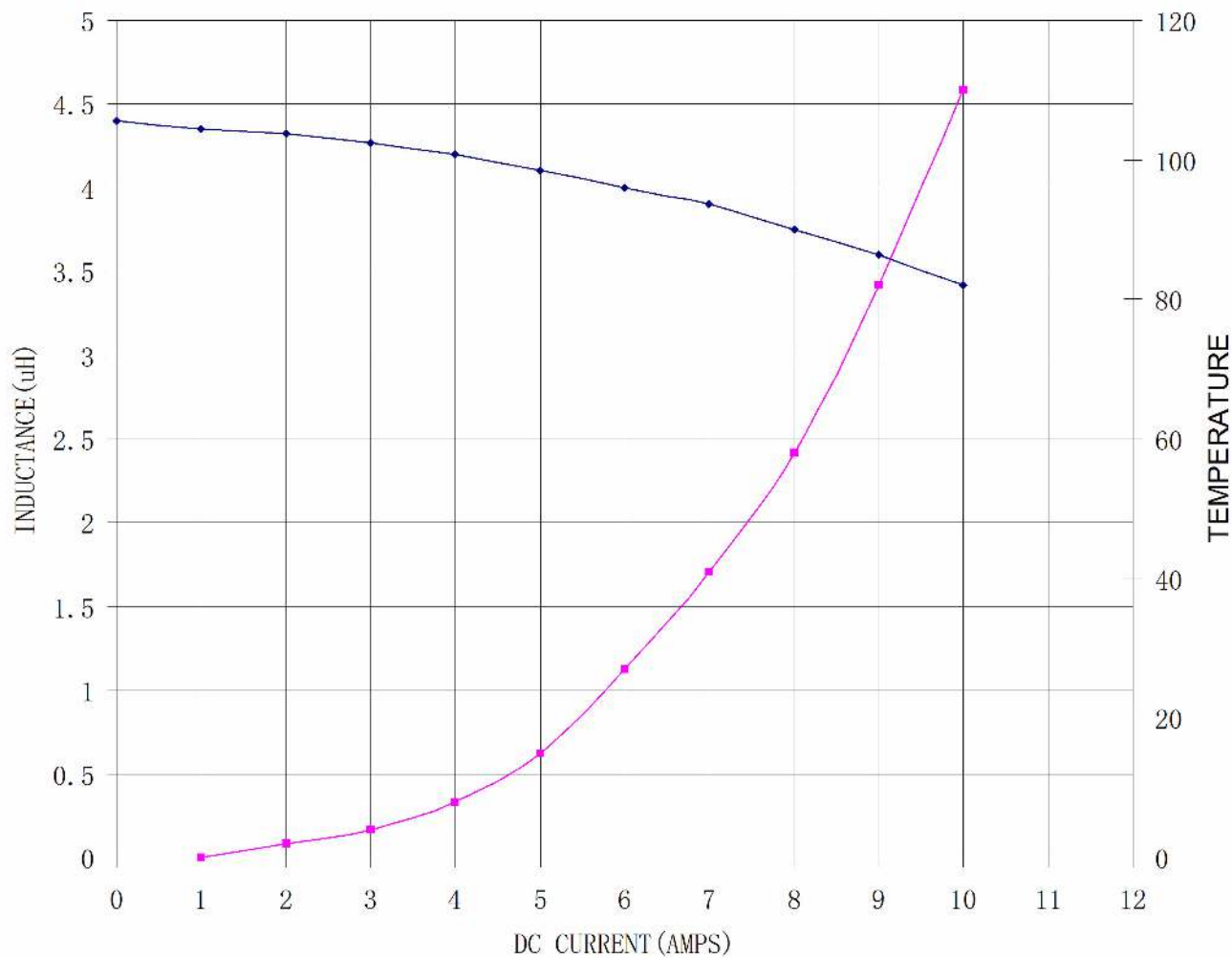
SRF: 8MHz Min

Notes:

1. Solderability: Leads shall meet MIL-STD-202G, Method 208H for solderability.
2. Flammability: UL94V-0
3. ASTM oxygen index: > 28%
4. Insulation System: Class F 155°C. UL file E151556
5. Operating Temperature : -55°C to +125°C (Includes temperature when the coil is heated)
6. Storage Temperature Range: -55°C to +125°C
7. Aqueous wash compatible
8. SMD Lead Coplanarity: ±0.004"(0.102mm)
9. Electrical and mechanical specifications 100% tested
10. RoHS Compliant Component
11. Outsourced item processed & controlled under XFMRS QA system
12. AEC-Q200 Certified Product

DOC. REV: A/15

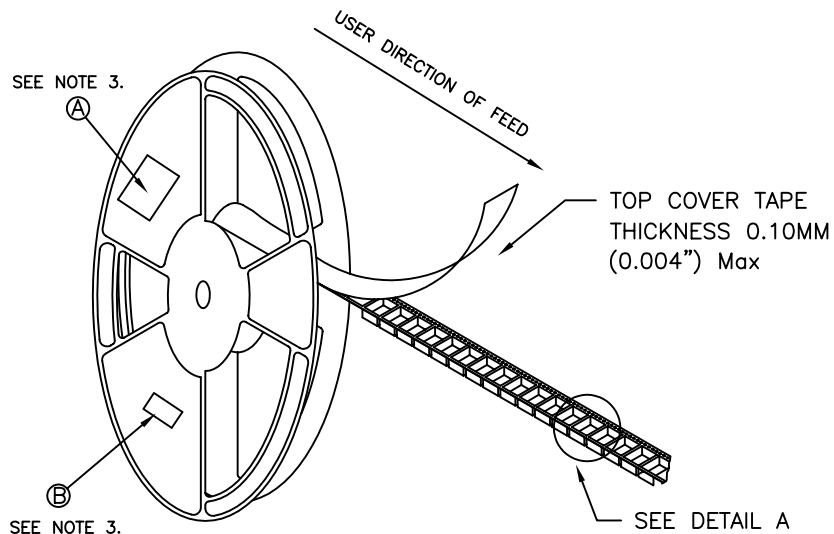
XFMRS Inc www.XFMRS.com	Title: HIGH CURRENT INDUCTOR		
	UNLESS OTHERWISE SPECIFIED	P/N: XFHCL6-4R7M	REV. A
TOLERANCES: .xx ±0.25	DWN.	Huo	Mar-28-22
Dimensions in MM	CHK.	YK Liao	Mar-28-22
SHEET 1 OF 2	APP.	TCH	Mar-28-22



DOC. REV: A/15

XFMRs Inc www.XFMRS.com	Title: HIGH CURRENT INDUCTOR		
	UNLESS OTHERWISE SPECIFIED TOLERANCES: .xx ±0.25 Dimensions in MM		P/N: XFHCL6-4R7M
SHEET 2 OF 2	DWN.	Huo	Mar-28-22
	CHK.	YK Liao	Mar-28-22
	APP.	TCH	Mar-28-22

TAPE AND REEL SPECIFICATION:



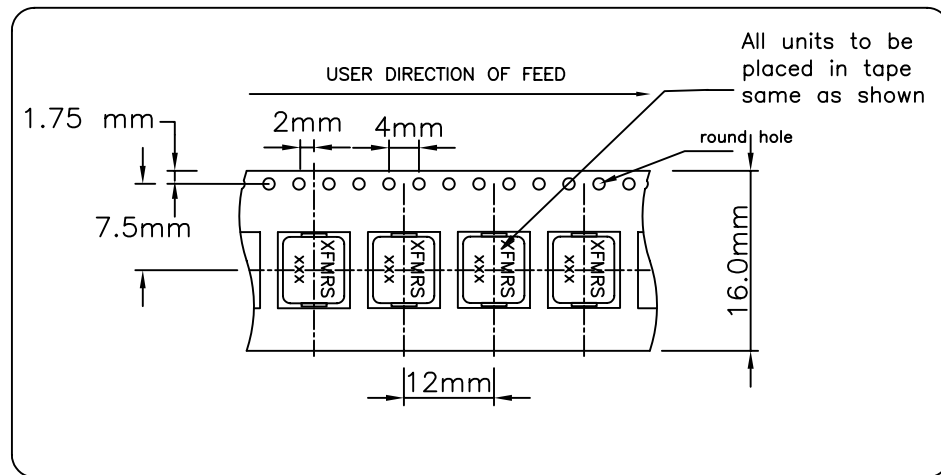
REEL AND TAPE ORIENTATION

13" REEL DIAMETER

NOTES:

- 1) PROCESS IN ACCORDANCE WITH EIA-481-2 STANDARDS
 - * TAPE LEADER DIMENSION 15.30" MIN.
 - * TAPE TRAILER DIMENSION 6.30" MIN.
- 2) PARTS SHOULD BE PACKAGED IN ACCORDANCE WITH ESD GUIDELINES IN EIA-541.
- 3) REEL LABEL: 'A' * PART NUMBER
 - * QUANTITY
 - * DATE CODE
 'B' - ANTI-STATIC CAUTION LABEL
- 4) 1000PCS PER 13" REEL

DETAIL A



DOC REV:A/2

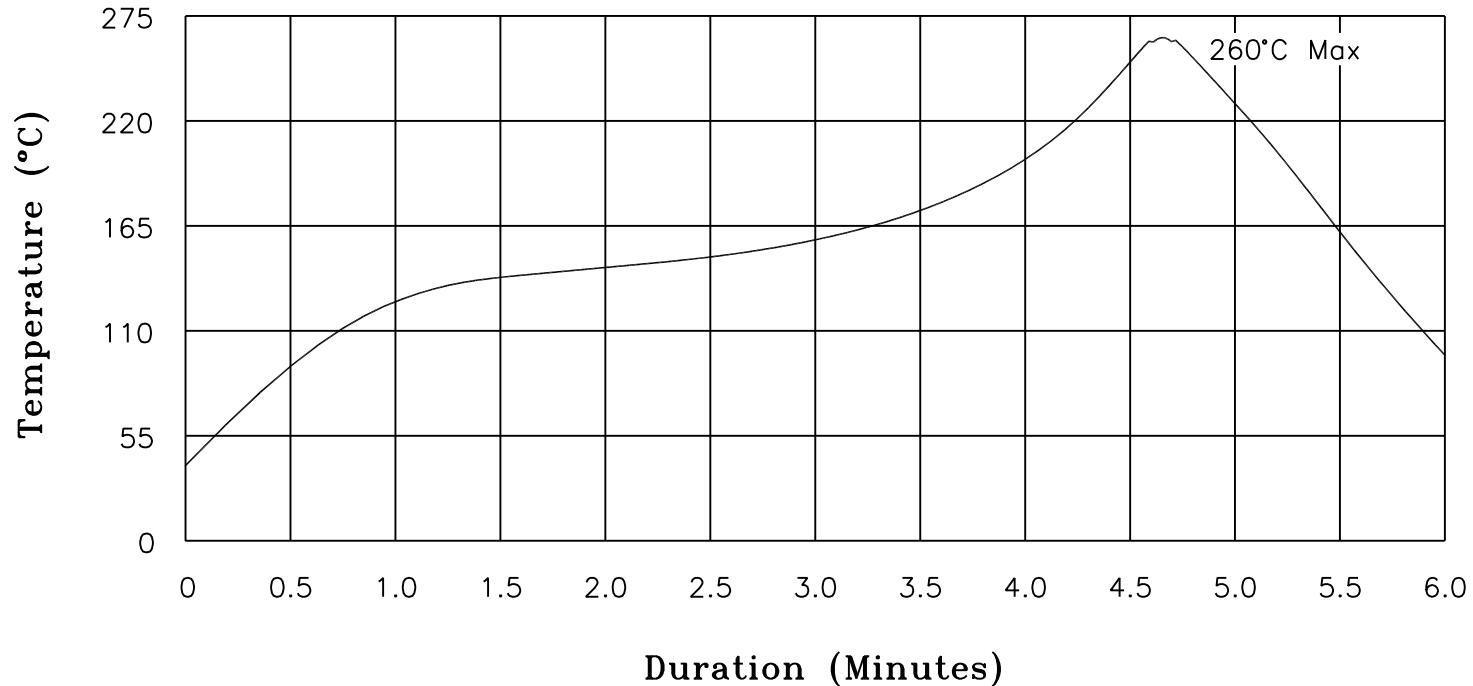
XFMRS Inc	Title: T&R SPEC		
UNLESS OTHERWISE SPECIFIED TOLERANCES: .xxs ±xxxxx Dimensions in mm	P/N:XFHCL6	SERIES	REV: A
	DWN.	Kong	Aug-05-10
	CHK.	YK Liao	Aug-05-10
	APP.	BW	Aug-05-10
SHT 2 OF 2			

PROPRIETARY

Document is the property of XFMRS Group & is not allowed to be duplicated without authorization.

XFMRs

Recommended Infrared Reflow Temperature Profile for RoHS Compliant Parts



NOTES: Maximum duration at 260°+0/-5° shall be 10-20 seconds.
 Maximum duration above 217° shall be 60-150 seconds.
 ALL Temperatures refer to topside of the package, measured on the package body surface.

XFMRs Inc www.XFMRs.com	Title: IR REFLOW CHART (RoHS Compliant parts)			
	UNLESS OTHERWISE SPECIFIED TOLERANCES: N/A	P/N: N/A	REV. A	
	DWN.	Juan Mao	Jan-16-05	
	CHK.	YK Liao	Jan-16-05	
SHEET 1 OF 1	APP.	MS	Jan-16-05	

PROPRIETARY Document is the property of XFMRs Group & is not allowed to be duplicated without authorization.