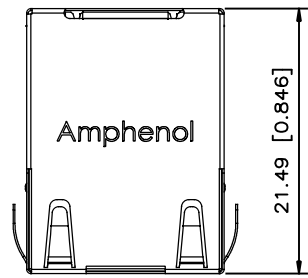


REVISIONS			
REV	DESCRIPTION, ECN, EAR NO.	DATE	APP'D
A	PROPOSAL DRAWING	NOV27/14	L.CHAN
B	PROPOSAL DRAWING	MAY21/15	L.CHAN
C	UPDATE BACK WALL OF SHIELD	FEB15/17	L.CHAN



AMPHENOL PART NUMBER DESCRIPTION

RJE59-188-5X01

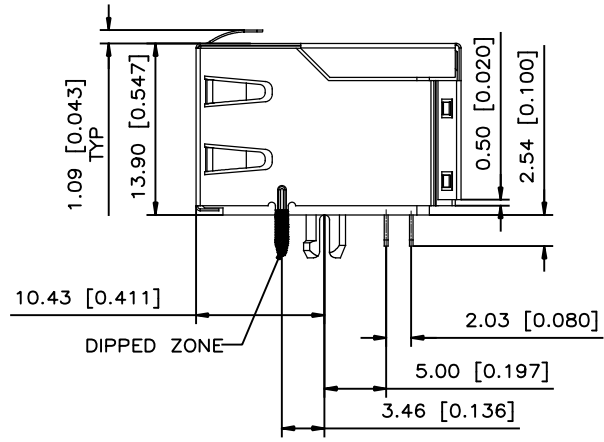
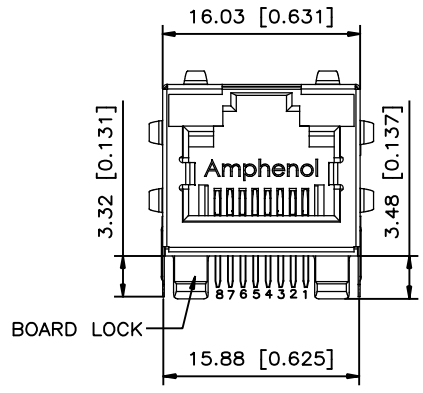
- GOLD PLATING OPTION
- 1=6u" GOLD PLATING
 - 2=15u" MIN. GOLD PLATING
 - 3=30u" MIN. GOLD PLATING
 - 4=50u" MIN. GOLD PLATING

NOTES:

ELECTRICAL:

1. VOLTAGE RATING: 125 VAC.
2. CURRENT RATING: 1.25 AMP.
3. INSULATION RESISTANCE: 500 MEGAOHMS MIN.
4. DIELECTRIC STRENGTH: 1000 VAC RMS 60Hz, 1 MIN.
5. CATEGORY 6 CHARACTERISTIC:

FREQUENCY MHz	NEAR-END CROSS TALK dB, MIN.	RETURN LOSS dB, MIN.	INSERTION LOSS dB, MAX.
1.0	75.0	30.0	0.10
4.0	75.0	30.0	0.10
8.0	75.0	30.0	0.10
10.0	74.0	30.0	0.10
16.0	69.9	30.0	0.10
20.0	68.0	30.0	0.10
25.0	66.0	30.0	0.10
31.25	64.1	30.0	0.11
62.5	58.1	28.1	0.16
100.0	54.0	24.0	0.20
200.0	48.0	18.0	0.28
250.0	46.0	16.0	0.32



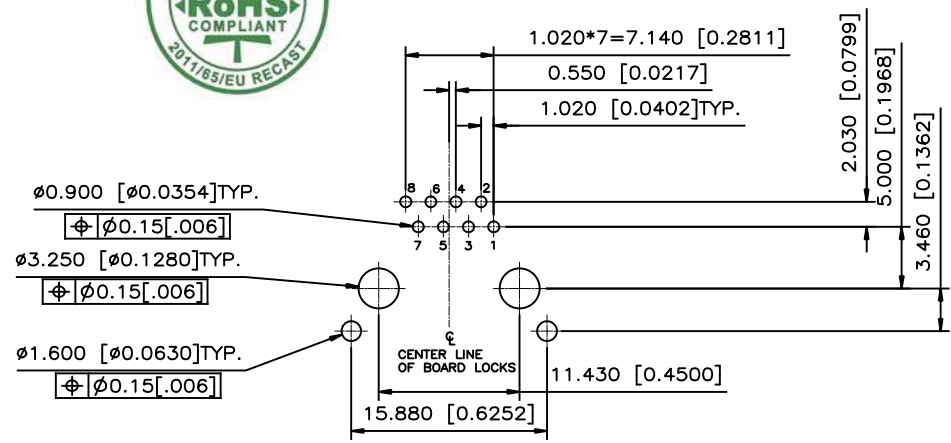
MECHANICAL:

1. SHIELD: STAINLESS STEEL, WITH TIN-DIP ON SOLDER TABS.
2. HOUSING: HIGH TEMP THERMOPLASTIC. UL 94V-0.
3. CONTACT: COPPER ALLOY
SELECTIVE GOLD PLATING FOR MATING SURFACE,
50u" NICKEL UNDERPLATE
100u" MATTE TIN PLATING ON CONTACT SOLDER TAIL.

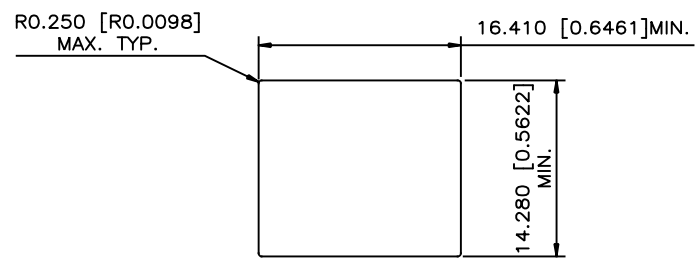
ENVIRONMENTAL:

1. STORAGE: -40° TO +85°.
2. OPERATION: -40° TO +85°.

MATES WITH MODULAR PLUG CONFORMING TO TIA-1096 STANDARD.
RECOMMENDED SOLDER PROCESS: WAVE SOLDER, PEAK TEMPERATURE 260° FOR 10 SECOND.



RECOMMENDED PCB HOLE LAYOUT
SEEN FROM COMPONENT SIDE
TOLERANCE: ±0.05 [0.002]



RECOMMENDED PANEL CUTOUT

UNLESS SPECIFIED OTHERWISE	DRAWN	IAN.LI	NOV 27/14
PRIMARY UNITS MILLIMETERS	CHECKED	L.CHAN	NOV 27/14
SECONDARY INCHES	M.E. APP'D		
REFERENCE IN PARENTHESES	Q.A. APP'D		
GENERAL TOLERANCES FOR MM	DWG APP'D	A.GREEN	NOV 27/14
1 DECIMAL PLACE ±0.5	ENG. REL. NO.		
2 DECIMAL PLACES ±0.38	REF.		
3 DECIMAL PLACES ±0.10	THIRD ANGLE PROJECTION		

Amphenol Canada Corp.
www.amphenolcanada.com

MODULAR JACK, SINGLE PORT, 8P8C, SHIELDED, TAB UP TYPE WITHOUT LED, CAT 6 - RoHS COMPLIANT

DWG NO. P-RJE59-188-5X01

CODE ID NO. 03554 DWG SIZE C SCALE FIT SHEET 1 OF 1