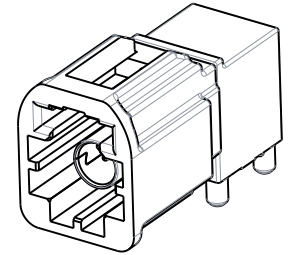


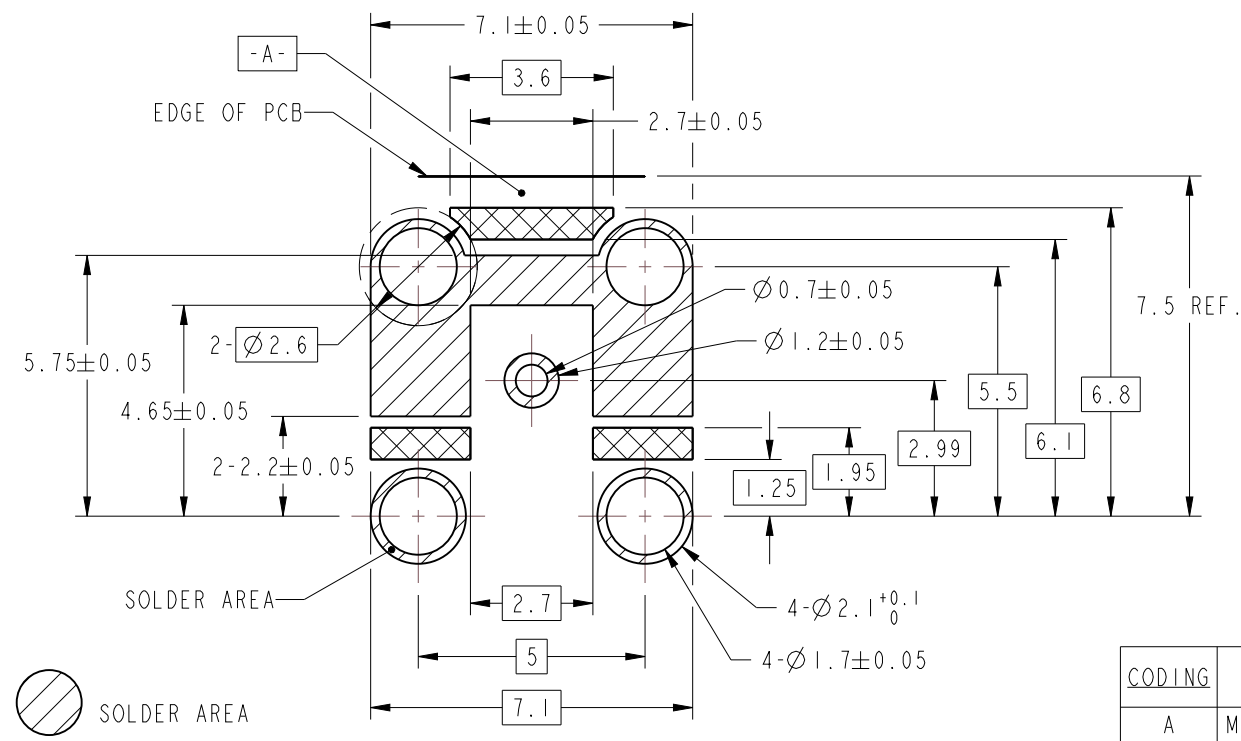
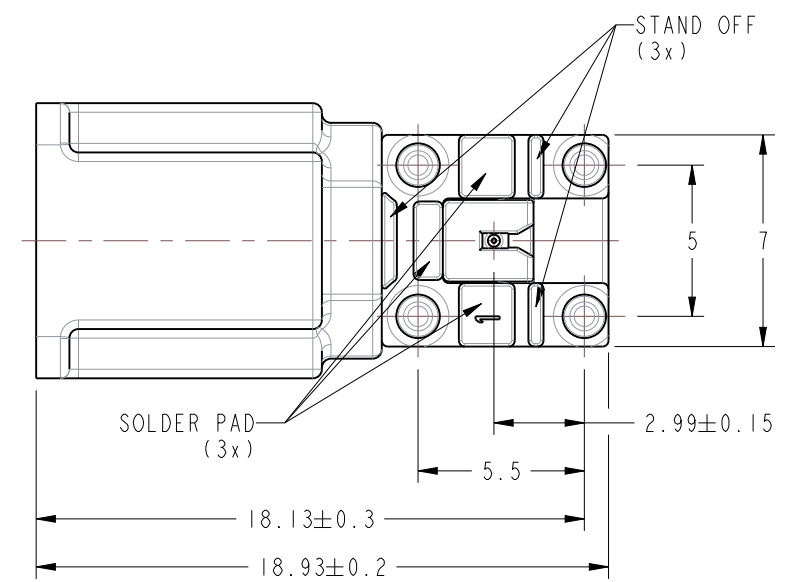
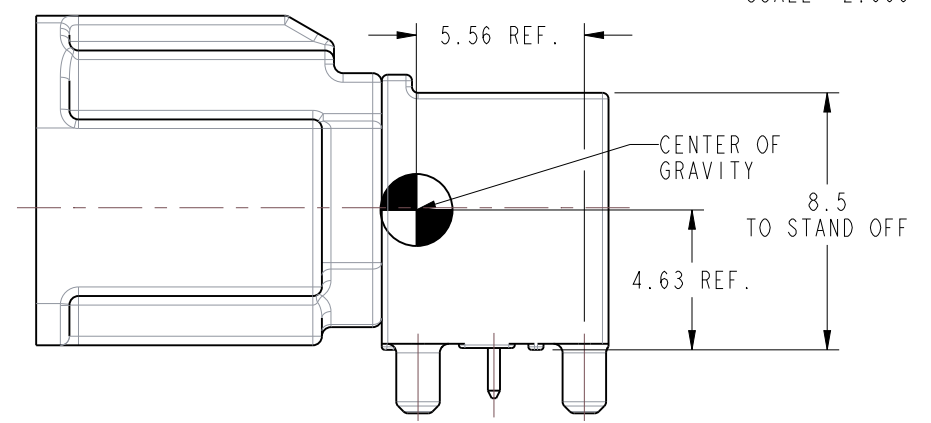
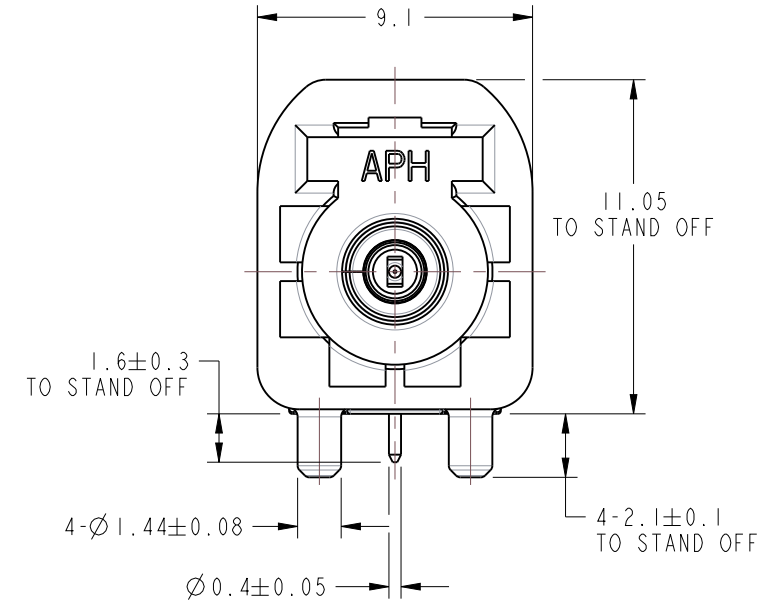
- NOTES:
- MATERIALS AND FINISHES(PLATING THICKNESS IN MICRO-INCHES):
 MAIN BODY - ZINC ALLOY, MATTE TIN PLATED
 INNER BODY - BRASS, MATTE TIN PLATED
 CONTACT PIN - COPPER NICKEL ALLOY, GOLD PLATED 30 MIN. THICK AT MATING AREA, MATTE TIN PLATED AT SOLDER AREA
 INSULATOR - LCP, NATURAL
 HOUSING - PA4T, SEE TABLE BELOW FOR KEY CODES & COLORS
 - ELECTRICAL:
 A. IMPEDANCE: 50 OHM, NOMINAL
 B. FREQUENCY RANGE: DC- 9 GHz
 C. VSWR(RETURN LOSS): 1.12 (-25dB) MAX. @ DC TO 3 GHz
 1.22 (-20dB) MAX. @ 3 GHz TO 6 GHz
 1.67 (-12dB) MAX. @ 6 GHz TO 9 GHz
 D. DIELECTRIC WITHSTANDING VOLTAGE: 800 VRMS, MIN.
 - MECHANICAL:
 A. *DURABILITY: 25 CYCLES MIN.
 B. *TEMPERATURE RANGE: -40° C TO +105° C
 C. *LATCH RETENTION FORCE: 110N MIN.
 - PACKAGING:
 A. PACKAGE IN TAPE AND REEL
 B. QUANTITY: TBD
 - PENDING USCAR-49 CERTIFICATION, A '*' BEFORE A SPEC INDICATES USCAR TESTING HAS NOT BEEN COMPLETED FOR THAT SPEC

CONFIGURATION CONTROL:
NO CHANGES PERMITTED TO DRAWING WITHOUT
PPAP QUALIFIED CUSTOMER APPROVAL

| REVISIONS | | | | |
|-----------|-----------------|-----------|-------|----|
| REV | DESCRIPTION | DATE | ECN | BY |
| A | RELEASE TO MFG. | 14-Nov-22 | 16478 | CR |



SCALE 2.000



- SOLDER AREA
- STAND OFF AREA, FREE OF SOLDER

SCALE 3.000
 RECOMMENDED MOUNTING HOLE DIMENSIONS
 ALL DRILL HOLES $\text{⊕} \text{⌀} 0.05 \text{Ⓜ} \text{A} (5x)$

| CODING | DRAWING NO. | PART NO. | COLOR OF HOUSING | RAL NO. |
|--------|------------------------|----------------|------------------|---------|
| A | MFKI252AW-001-TL30G-50 | FMI-NARP-PCB-1 | JET BLACK | 9005 |
| B | MFKI252BW-001-TL30G-50 | FMI-NBRP-PCB-1 | CREAM WHITE | 9001 |
| C | MFKI252CW-001-TL30G-50 | FMI-NCRP-PCB-1 | SIGNAL BLUE | 5005 |
| D | MFKI252DW-001-TL30G-50 | FMI-NDRP-PCB-1 | CLARET VIOLET | 4004 |
| E | MFKI252EW-001-TL30G-50 | FMI-NERP-PCB-1 | LEAF GREEN | 6002 |
| F | MFKI252FW-001-TL30G-50 | FMI-NFRP-PCB-1 | NUT BROWN | 8011 |
| G | MFKI252GW-001-TL30G-50 | FMI-NGRP-PCB-1 | BLUE GREY | 7031 |
| H | MFKI252HW-001-TL30G-50 | FMI-NHRP-PCB-1 | HEATHER VIOLET | 4003 |
| J | MFKI252JW-001-TL30G-50 | FMI-NJRP-PCB-1 | BEIGE | 1001 |
| K | MFKI252KW-001-TL30G-50 | FMI-NKRP-PCB-1 | CURRY | 1027 |
| N | MFKI252NW-001-TL30G-50 | FMI-NNRP-PCB-1 | PASTEL GREEN | 6019 |
| Z | MFKI252ZW-001-TL30G-50 | FMI-NZRP-PCB-1 | WATER BLUE | 5021 |

CUSTOMER OUTLINE DRAWING
 ALL OTHER SHEETS ARE FOR INTERNAL USE ONLY

NOTICE: These drawings, specifications, or other data (1) are, and remain the property of Amphenol corp. (2) must be returned upon request; and (3) are confidential and not to be disclosed to any person other than those to whom they are given by Amphenol Corp. The furnishing of these drawings, specifications, or other data by Amphenol Corp., or to any other person to anyone for any purpose is not to be regarded by implication or otherwise in any manner licensing, granting rights to permitting such holder or any other person to manufacture, use or sell any product, process or design, patented or otherwise, that may in any way be related to or disclosed by said drawings, specifications, or other data.

THIRD ANGLE PROJ. REFERENCE EAR# 7949

UNLESS OTHERWISE SPECIFIED
 DIMENSIONS ARE METRIC (INCHES) AND TOLERANCES ARE:
 <0.5mm = ±0.05mm [-0.020 = ±0.002]
 0.5 - 6mm = ±0.1mm [+0.020 - 0.236 = ±0.004]
 >6.00 - 30mm = ±0.2mm [+0.236 - 1.181 = ±0.008]
 >30.00 - 120mm = ±0.3mm [+1.181 - 4.725 = ±0.012]

ANGLES = ±1°

MATERIAL ENGR.1 TANGOR. DENG ENGR.2 DATE 18-DEC-19

TITLE MINI FAKRA R/A PCB MOUNT PLUG, TYPE A, 1 PORT SHEET NO. 2 OF 2 SCALE: 4.0:1.0

Amphenol RF
 SIZE B DRAWING NO. MFK1252XX-001-TL30G-50 ITEM NO. MK1252AAX00WU5F PART NO. FM1-NXRP-PCB-1 REV A