



# UK 10,3-CC HESI N

Order No.: 3048580



<http://eshop.phoenixcontact.de/phoenix/treeViewClick.do?UID=3048580>

Fuse terminal block, for cartridge fuse insert 10.3 x 38 mm, cross section: 1.5- 25 mm<sup>2</sup>, AWG: 16 - 4, width: 17.5 mm, color: Black

Commercial data	
GTIN (EAN)	 4 046356 115971
sales group	A040
Pack	10 pcs.
Customs tariff	85363030
Catalog page information	Page 373 (CL-2009)

### Product notes

WEEE/RoHS-compliant since:  
12/13/2005



<http://www.download.phoenixcontact.com>  
Please note that the data given here has been taken from the online catalog. For comprehensive information and data, please refer to the user documentation. The General Terms and Conditions of Use apply to Internet downloads.

Technical data	
<b>General</b>	
Number of connections	2
Color	black
Insulating material	PA
Inflammability class acc. to UL 94	V0

### Dimensions

Width	18 mm
Length	81 mm
Height NS 35/7.5	65.5 mm
Height NS 35/15	73 mm

### Technical data

Fuse	Class CC
Fuse type	Glass
Rated surge voltage	6 kV
Pollution degree	3
Surge voltage category	III
Insulating material group	IIIb
Nominal current $I_N$	32 A (the current and voltage are determined by the fuse)
Nominal voltage $U_N$	600 V (the current and voltage are determined by the fuse)

### Connection data

Conductor cross section solid min.	1.5 mm <sup>2</sup>
Conductor cross section solid max.	25 mm <sup>2</sup>
Conductor cross section stranded min.	1.5 mm <sup>2</sup>
Conductor cross section stranded max.	25 mm <sup>2</sup>
Conductor cross section AWG/kcmil min.	16
Conductor cross section AWG/kcmil max	4
Conductor cross section stranded, with ferrule without plastic sleeve min.	1.5 mm <sup>2</sup>
Conductor cross section stranded, with ferrule without plastic sleeve max.	16 mm <sup>2</sup>
Conductor cross section stranded, with ferrule with plastic sleeve min.	1.5 mm <sup>2</sup>
Conductor cross section stranded, with ferrule with plastic sleeve max.	16 mm <sup>2</sup>
2 conductors with same cross section, solid min.	1.5 mm <sup>2</sup>
2 conductors with same cross section, solid max.	4 mm <sup>2</sup>
2 conductors with same cross section, stranded min.	1.5 mm <sup>2</sup>
2 conductors with same cross section, stranded max.	4 mm <sup>2</sup>
2 conductors with same cross section, stranded, ferrules without plastic sleeve, min.	1.5 mm <sup>2</sup>

2 conductors with same cross section, stranded, ferrules without plastic sleeve, max.	4 mm <sup>2</sup>
2 conductors with same cross section, stranded, TWIN ferrules with plastic sleeve, min.	1.5 mm <sup>2</sup>
2 conductors with same cross section, stranded, TWIN ferrules with plastic sleeve, max.	10 mm <sup>2</sup>
Cross-section with insertion bridge, solid max.	10 mm <sup>2</sup>
Cross-section with insertion bridge, stranded max.	10 mm <sup>2</sup>
Type of connection	Screw connection
Stripping length	12 mm
Internal cylindrical gage	B6
Screw thread	M5
Tightening torque, min	2.5 Nm
Tightening torque max	3 Nm

#### Certificates / Approvals



Certification

CSA, CUL Listed, UL Listed

#### Accessories

Item	Designation	Description
<b>Assembly</b>		
3022218	CLIPFIX 35	Snap-on end bracket, for 35 mm NS 35/7.5 or NS 35/15 DIN rail, can be fitted with Zack strip ZB 8 and ZB 8/27, terminal strip marker KLM 2 and KLM, width: 9.5 mm, color: gray
0801762	NS 35/ 7,5 CU UNPERF 2000MM	DIN rail, material: Copper, unperforated, height 7.5 mm, width 35 mm, length: 2 m
0801733	NS 35/ 7,5 PERF 2000MM	DIN rail, material: Steel, galvanized and passivated with a thick layer, perforated, height 7.5 mm, width 35 mm, length: 2 m
0801681	NS 35/ 7,5 UNPERF 2000MM	DIN rail, material: Steel, unperforated, height 7.5 mm, width 35 mm, length: 2 m
1201756	NS 35/15 AL UNPERF 2000MM	DIN rail, deep-drawn, high profile, unperforated, 1.5 mm thick, material: Aluminum, height 15 mm, width 35 mm, length 2 m
1201895	NS 35/15 CU UNPERF 2000MM	DIN rail, material: Copper, unperforated, 1.5 mm thick, height 15 mm, width 35 mm, length: 2 m

1201730	NS 35/15 PERF 2000MM	DIN rail, material: Steel, perforated, height 15 mm, width 35 mm, length: 2 m
1201714	NS 35/15 UNPERF 2000MM	DIN rail, material: Steel, unperforated, height 15 mm, width 35 mm, length: 2 m
1201798	NS 35/15-2,3 UNPERF 2000MM	DIN rail, material: Steel, unperforated, 2.3 mm thick, height 15 mm, width 35 mm, length: 2 m

#### Bridges

3009299	EB 56-18	Insertion bridge, Number of positions: 56, Color: gray
3009367	EB 56-18/L1-L2-L3	Insertion bridge, Number of positions: 56, Color: gray

#### General

3048409	VS-UK 10,3-HESI N 3POL	Fuse modular terminal block, Color: black
---------	------------------------	---

#### Marking

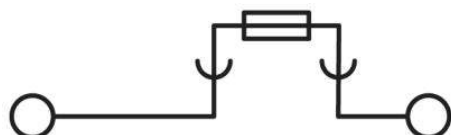
0809984	ZBF10:SO/CMS	Zack marker strip, flat, in 10 mm pitch, labeled according to customer specifications, 10-section, divisible, color: White
0809997	ZBF10:UNBEDRUCKT	Zack marker strip, flat, in 10 mm pitch, unprinted, 10-section, for individual labeling with M-PEN 0,8, X-PEN, or CMS-P1-PLOTTER

#### Tools

1205066	SZS 1,0X4,0 VDE	Screwdriver, bladed, VDE insulated, size: 1.0 x 4.0 x 100 mm, 2-component grip, with non-slip grip
---------	-----------------	--

#### Diagrams/Drawings

Circuit diagram



**Address**

PHOENIX CONTACT Deutschland GmbH  
Flachmarktstr. 8  
32825 Blomberg, Germany  
Phone +49 5235 3 12000  
Fax +49 5235 3 41200  
<http://www.phoenixcontact.de>



© 2011 Phoenix Contact  
Technical modifications reserved;