

High Frequency Ceramic Solutions

3.6 GHz RF Balun 1:2 Impedance ratio. EIA 0603.


P/N 3600BL14M100

Detail Specification: 10/23/2019

Page 1 of 3

General Specifications

Part Number	3600BL14M100
Frequency (MHz)	3300 ~ 3900
Unbalanced Impedance	50 Ω
Differential Balanced Imp.	100 Ω
Insertion Loss	1.2 dB max.
Return Loss	9.5 dB min.
Phase Difference (degree)	180° \pm 15
Amplitude Difference	1.5 dB max.
Reel Quantity	4,000 pcs
Power Capacity	2 Watt max. CW
Operating Temperature	-40 to +120°C



Recommended Storage Conditions of unused product on T&R

+5 to +35°C, 18 mos. max.
Humidity 45~75% RH

You can download measured s-parameters of this component at: <https://www.johansontechnology.com/baluns>

Part Number Explanation

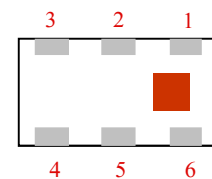
P/N Suffix	Packing Style	Bulk	Suffix = S	Eg. 3600BL14M100S
		T & R	Suffix = T	Eg. 3600BL14M100T
	Termination style	100% Tin	Suffix = None	Eg. 3600BL14M100 (T or S)

Mechanical Dimensions

	In	mm
L	0.063 \pm 0.004	1.60 \pm 0.10
W	0.031 \pm 0.004	0.80 \pm 0.10
T	0.024 \pm 0.004	0.60 \pm 0.10
a	0.008 \pm 0.004	0.20 \pm 0.10
b	0.008 +0.004/0.006	0.20 +0.1/-0.15
c	0.006 \pm 0.004	0.15 \pm 0.10
g	0.012 \pm 0.004	0.30 \pm 0.10
p	0.020 \pm 0.002	0.50 \pm 0.05

Terminal Configuration

1	Unbalanced Port
2	GND or DC Feed + RF GND
3	Balanced Port
4	Balanced Port
5	GND
6	NC



Johanson Technology, Inc. reserves the right to make design changes without notice.
All sales are subject to Johanson Technology, Inc. terms and conditions.



<https://www.johansontechnology.com>

4001 Calle Tecate • Camarillo, CA 93012, USA • TEL +1.805.389.1166

Ver 2.3

2019 Johanson Technology, Inc. All Rights Reserved

High Frequency Ceramic Solutions

3.6 GHz RF Balun 1:2 Impedance ratio. EIA 0603.

P/N 3600BL14M100

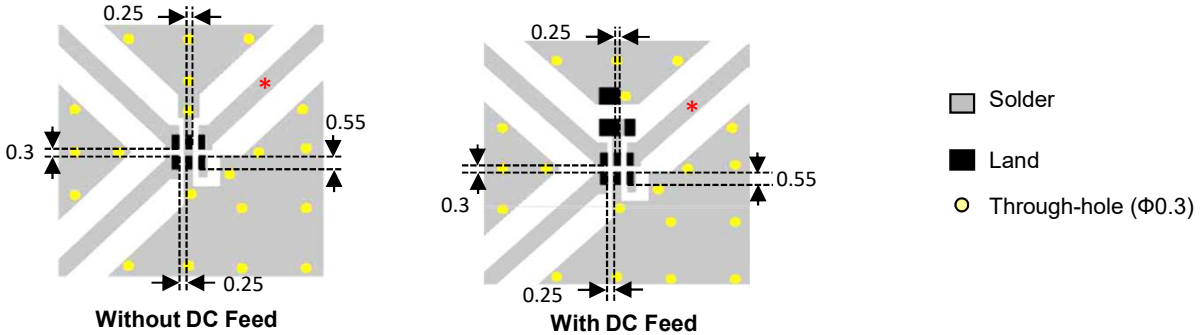
Detail Specification: 10/23/2019

Page 2 of 3

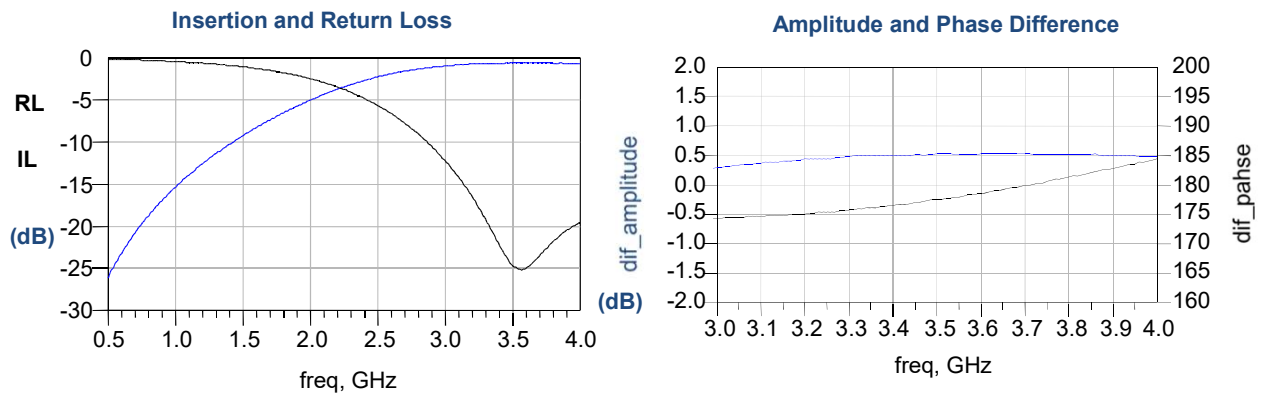
Mounting Considerations

Mount these devices with brown mark facing up.

* Line width should be designed to provide proper impedance matching characteristics.



Typical Electrical Characteristics (T=25°C)



Johanson Technology, Inc. reserves the right to make design changes without notice.
All sales are subject to Johanson Technology, Inc. terms and conditions.



<https://www.johansontechnology.com>

4001 Calle Tecate • Camarillo, CA 93012, USA • TEL +1.805.389.1166

Ver 2.3

2019 Johanson Technology, Inc. All Rights Reserved

High Frequency Ceramic Solutions

3.6 GHz RF Balun 1:2 Impedance ratio. EIA 0603.

P/N 3600BL14M100

Detail Specification: 10/23/2019

Page 3 of 3

More Balun info at:

<https://www.johansontechnology.com/baluns>

Packaging information

<https://www.johansontechnology.com/tape-reel-packaging>

Soldering Information

<https://www.johansontechnology.com/ipcsoldering-profile>

MSL Info

<https://www.johansontechnology.com/msl-rating>

Recommended Storage Condition and Max Shelf Life

<https://www.johansontechnology.com/recommended-storage-conditions>

RoHS Compliance

<https://www.johansontechnology.com/rohs-compliance>

Antenna layout and tuning techniques

<https://www.johansontechnology.com/tuning>

Antenna layout review, tuning, and characterization services

<https://www.johansontechnology.com/ipc-antenna-services>

Layout Files, s-parameters and any other technical questions

<https://www.johansontechnology.com/ask-a-question>

Johanson Technology, Inc. reserves the right to make design changes without notice.
All sales are subject to Johanson Technology, Inc. terms and conditions.



Ver 2.3

<https://www.johansontechnology.com>

4001 Calle Tecate • Camarillo, CA 93012, USA • TEL +1.805.389.1166

2019 Johanson Technology, Inc. All Rights Reserved