

40mm by 40mm by 20mm, 12VDC AXIAL FAN, 4 wire PWM, 3rd wire tachometer



Summary –

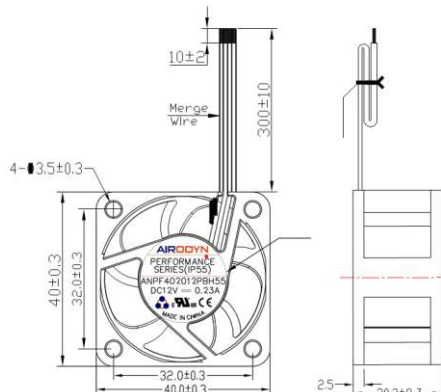
High pressure compact-axial fan with 3rd wire tachometer output signal. 70K hours continuous life at 40 degrees C ambient, IP54, rotor board coating (Humiseal® 1A27)

UL and CE approved. Other 3rd and 4th wire options available (‘high on pass’ / ‘low on pass’).

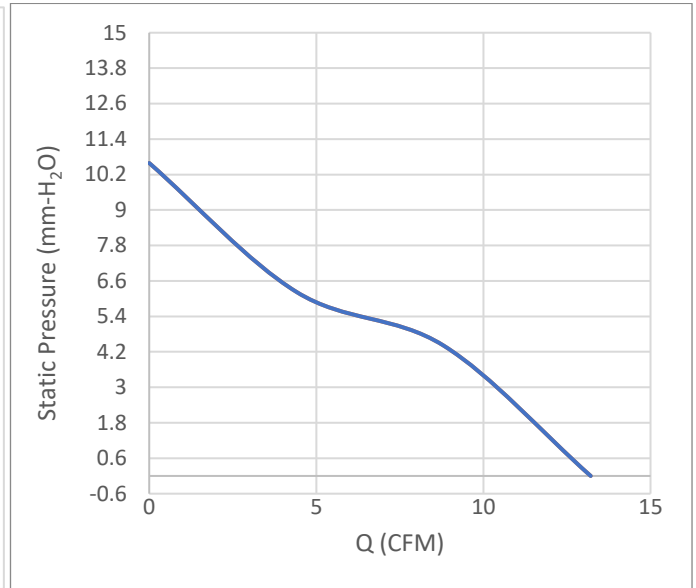
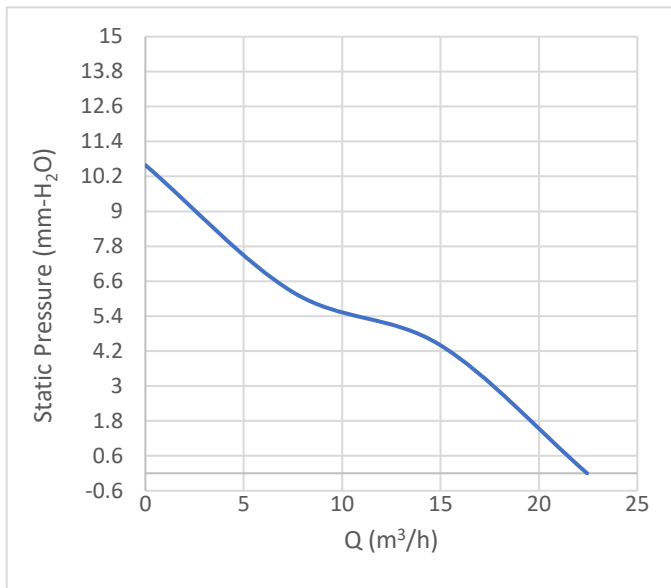
Features -

- 4 wire input 12VDC, 3rd wire ‘tachometer’ output signal wire, 4th wire 25KHz PWM input wire
- 13.21CFM free delivery / 0.42” / H2O
- 12VDC / 8.4W
- IP55 (IP20 coating available upon request)
- Premium Quality Ball Bearing system
- Operating Temperature Range: -20 to +70 degrees C
- Storage Temperature Range: -30 to +70 degrees C
- Leadwires:
 - Red – 12VDC / Black – OVDC / Yellow – Tacho / Green – PWM input
- UL file number: E512161
- Weight: 30 grams
- Acoustic Noise: 49 (dBA)

Dimensions -

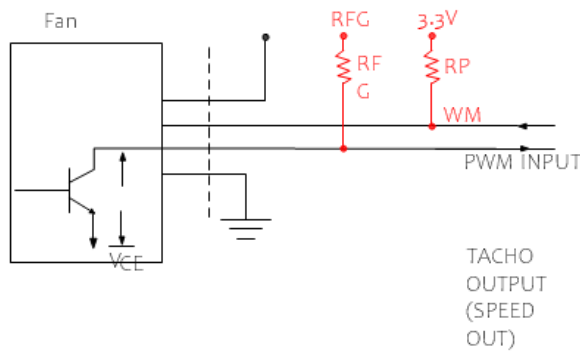


Airflow / Pressure Curve -



PWM Circuit -

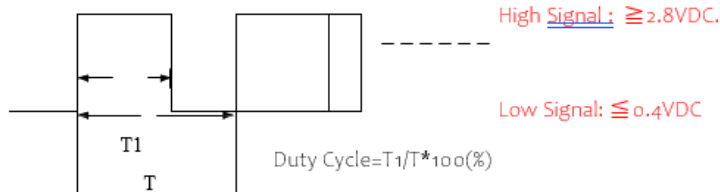
- PWM Circuit:(for reference) VCC



- When VRPM = 3.3V We Recommend R PWM = 1-10KΩ

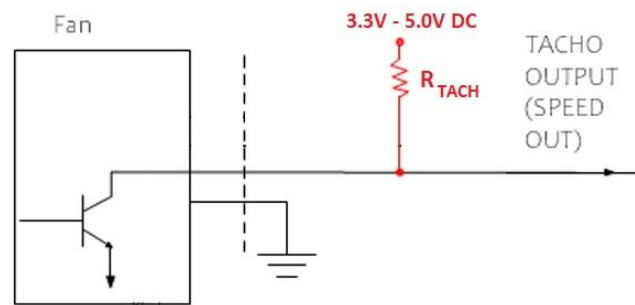
PWM Control Signal Input:

Signal Voltage Range :DC 0V ~5.5V (V = 5V)



- 1.The 25KHz operating frequency(customer preferred)has been tested and checked.
- 2.At 100% duty cycle, The fan will operate at maximum speed.
- 3.The fan will default to operate at maximum speed when the speed control input(PWM input)is left unconnected.

Tacho Circuit –



NB: Suggested pull-up resistor value of 1K to 10K Ω
