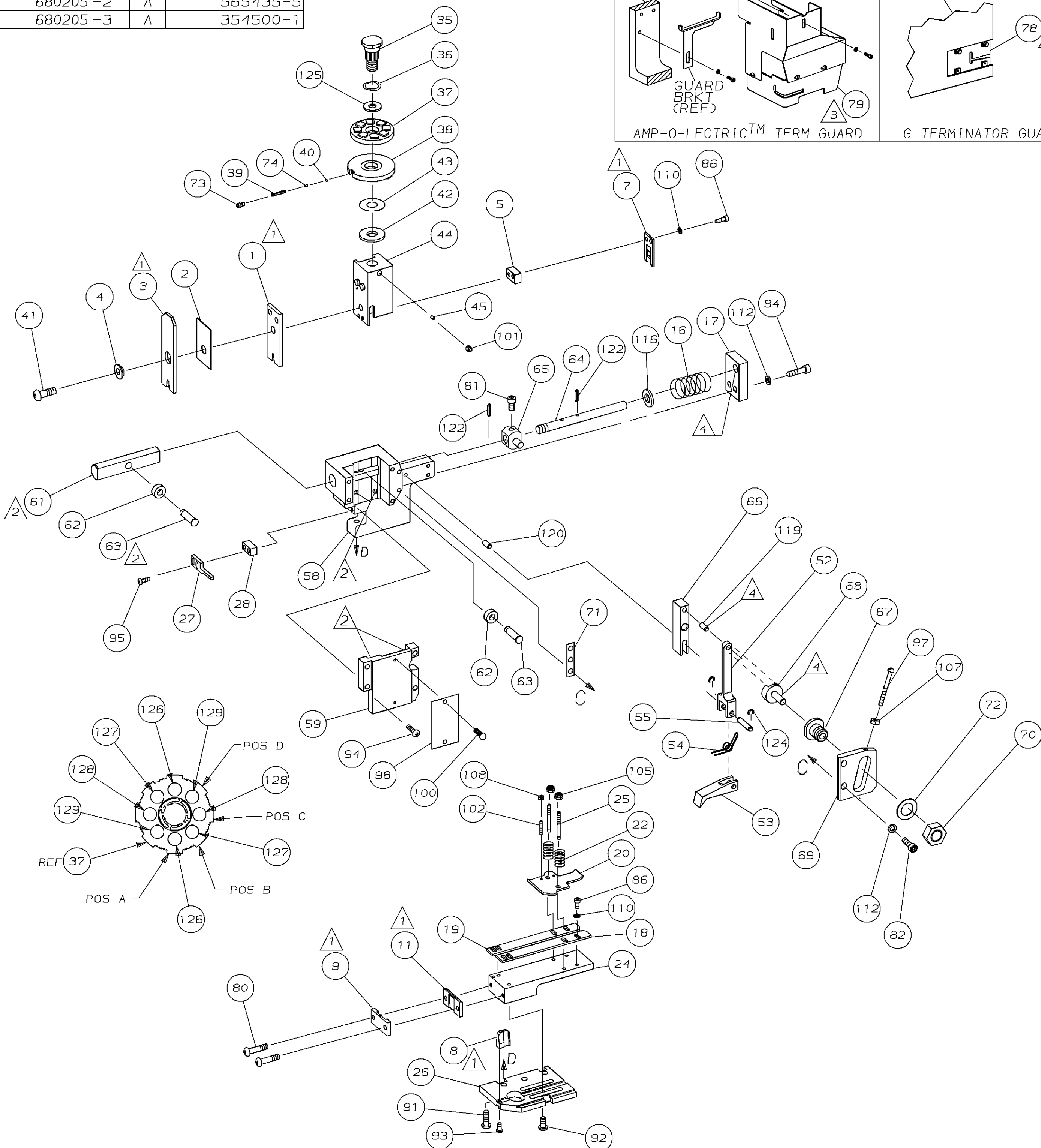
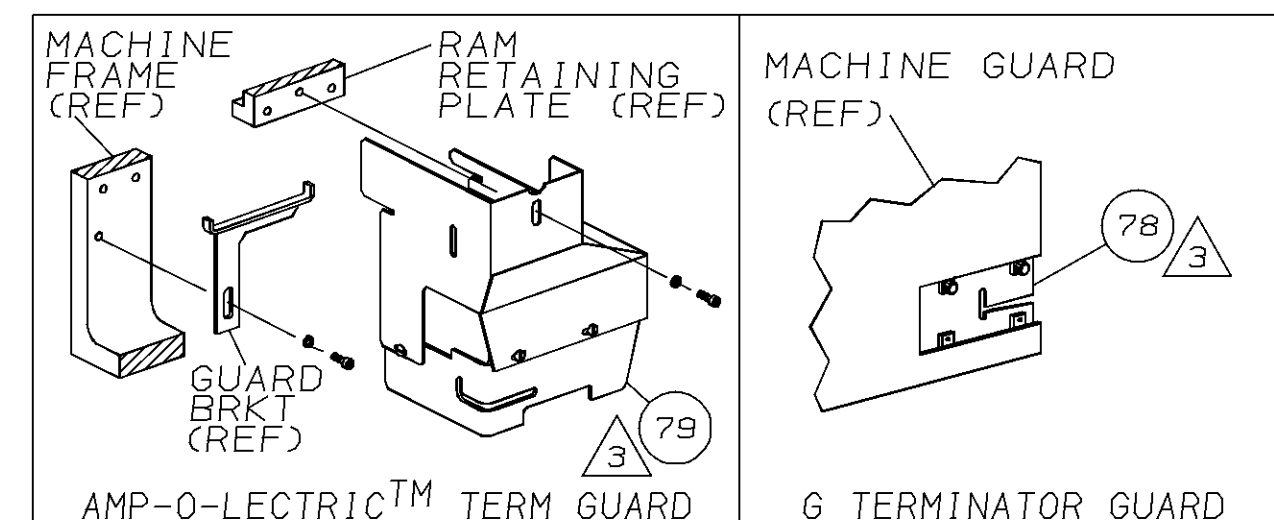


PART NUMBER	REV	FIRST USED
680205-1	A	122500-1
680205-2	A	565435-5
680205-3	A	354500-1

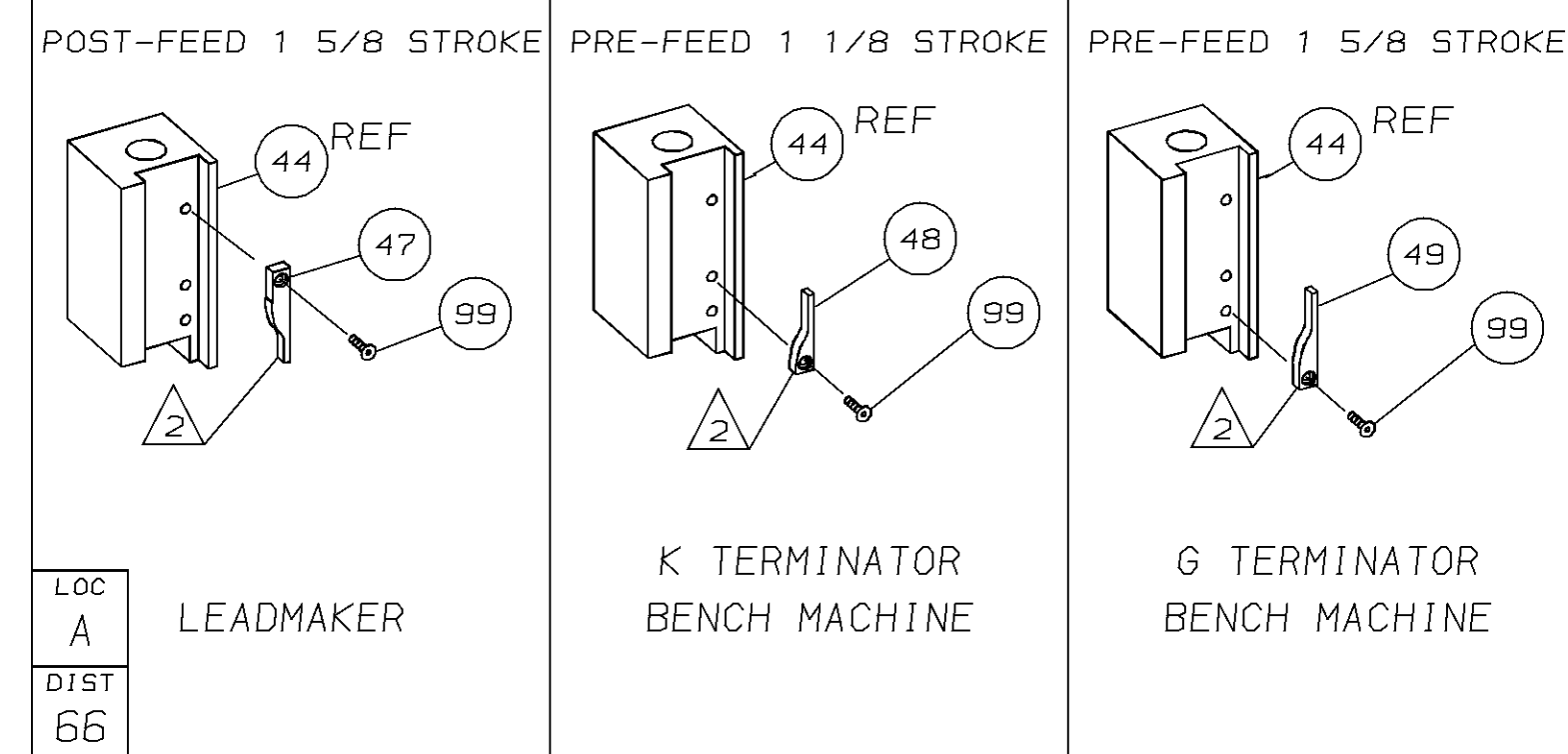


TERMINAL NAME: RING TONGUE		735097	
CRIMPING DATA			
PAD LTR	CRIMP HEIGHT	WIRE SIZE	
A	.042 ±.002 [1.07 ±0.05mm]	0.2mm ²	
B	.044 ±.002 [1.12 ±0.05mm]	0.25mm ² or 0.3mm ²	
C	.046 ±.002 [1.14 ±0.05mm]	0.4mm ²	
D	.048 ±.002 [1.22 ±0.05mm]	0.5mm ²	
CRIMP	SIZE	TYPE	RANGE
WIRE	.070 [1.78mm]	F	0.2mm ² -0.5mm ²
INSUL	.100 [2.54mm]	F	1mm-1.9mm

QTY	REF	REF	REF	U/M	DWG SIZE	PART NO	DESCRIPTION	ITEM NO
2	2	2	-	C		2-354779-9	PIN, WIRE DISC (.3135)D	129
2	2	2	-	C		3-354779-4	PIN, WIRE DISC (.3160)C	128
2	2	2	-	C		3-354779-8	PIN, WIRE DISC (.3180)B	127
2	2	2	-	C		4-354779-3	PIN, WIRE DISC (.3205)A	126
1	1	1	-	A		986950-1	WASHER, FLAT PRECISION	125
REF	REF	REF	-	A		21045-3	RING, RET "C" (Ø.187)FD PIN	124
REF	REF	REF	-	A		5-21028-1	PIN, STD SPRING (Ø.12)FD ADJ ROD	122
REF	REF	REF	-	A		1-21030-7	PIN, DOWEL (Ø.187x1.50)HSG	120
REF	REF	REF	-	A		1-21030-1	PIN, DOWEL (Ø.187x.50)LEVER	119
REF	REF	REF	-	A		21899-4	WASHER, FLAT (Ø5/16)SCR ADJ	116
REF	REF	REF	-	A		21024-5	WASHER, LOCK (NO.10)FD ROD GDE	112
7	7	7	-	A		21024-4	WASHER, LOCK (NO.8)SHEAR BL	110
2	2	2	-	A		21018-4	NUT, HEX (4-40)DRAG	108
REF	REF	REF	-	A		21018-5	NUT, HEX (6-32)FD ADJ PL	107
2	2	2	-	A		21022-2	NUT, HEX SL (8-32)DRAG STUD	105
2	2	2	-	A		2-21006-6	SCR, SKT SET (4-40x.62)DRAG	102
1	1	1	-	A		21009-2	SCR, SKT SET (1/4-20x.25)RAM	101
2	2	2	-	A		21017-2	SCR, DRIVE (#2x.19)ID PLATE	100
1	1	1	-	A		1-21002-7	SCR, BHC (6-32x.38)CAM	99
1	1	1	-	B		461264-1	PLATE, IDENTIFICATION	98
REF	REF	REF	-	A		6-23715-5	SCR, PAN HD (6-32x1.50)FEED ADJ	97
2	2	2	-	A		2-21002-2	SCR, BHC (8-32x.50)STRIPPER	95
REF	REF	REF	-	A		2-21002-9	SCR, BHC (10-32x.75)HSG CAP	94
1	1	1	-	A		22733-8	SCR, BHC (8-32x.38 LW)ANVIL	93
4	4	4	-	A		3-21002-3	SCR, BHC (1/4-20x.50)ST 6D PL	92
REF	REF	REF	-	A		2-22733-8	SCR, BHC (1/4-20x.62)BASE PL	91
REF	REF	REF	-	A		3-21000-7	SCR, SHC (10-32x.75)FEED ROD GDE	84
REF	REF	REF	-	A		3-21000-6	SCR, SHC (10-32x.62)FEED ADJ PL	82
REF	REF	REF	-	A		3-21000-4	SCR, SHC (10-32x.38)PIVOT BLOCK	81
2	2	2	-	A		3-21002-0	SCR, BHC (10-32x.88)SHEAR PL	80
-	REF	-	-	A		455745-1	GUARD, WINDOW	79
REF	REF	-	-	A		679532-1	INSERT, GUARD	78
1	1	1	-	A		690603-1	SPRING, ASSIST	74
1	1	1	-	A		23030-1	SCR, SKT CAP (6-32x.25)CP DSC	73
REF	REF	REF	-	A		458109-1	WASHER, FLAT (SPECIAL)	72
REF	REF	REF	-	A		690517-1	SPACER	71

QTY	REF	REF	REF	U/M	DWG SIZE	PART NO	DESCRIPTION	ITEM NO
-1						LEADMAKER	MECH POST FEED	
-2						BENCH MODEL K	MECH PRE FEED	
-3						BENCH MODEL G	MECH PRE FEED	
REF	REF	REF	-	A		22594-8	NUT, HEX	70
REF	REF	REF	-	B		240628-1	PLATE, ADJ	69
REF	REF	REF	-	B		240626-1	SHAFT, PIVOT	68
REF	REF	REF	-	B		240633-1	BUSHING	67
REF	REF	REF	-	A		455680-1	LEVER, INTERMEDIATE	66
REF	REF	REF	-	B		240629-1	BLOCK, PIVOT	65
REF	REF	REF	-	A		240632-2	SCR, ADJ	64
REF	REF	REF	-	B		240659-3	PIN, CAM ROLLER	63
REF	REF	REF	-	B		240658-1	CAM, ROLLER	62
REF	REF	REF	-	B		454398-1	ROD, FEED	61
REF	REF	REF	-	C		454220-1	CAP, RAM	59
REF	REF	REF	-	D		453736-1	HOUSING	58
REF	REF	REF	-	B		240624-1	PIN, FEED FINGER	55
REF	REF	REF	-	B		691499-1	SPRING, FEED FINGER	54
REF	REF	REF	-	B		240635-1	FINGER, FEED	53
REF	REF	REF	-	B		240634-1	LEVER, TERMINAL	52
1	-	-	-	B		690602-6	CAM, PRE-FEED 1 5/8 ST	49
-	1	-	-	B		690602-5	CAM, PRE-FEED 1 1/8 ST	48
-	-	1	-	B		690501-4	CAM, POST-FEED 1 5/8 ST	47
1	1	1	-	A		690191-1	PLUG, NYLON	45
1	1	1	-	C		455674-2	RAM	44
1	1	1	-	A		690125-1	WASHER, LAMINATED	43
1	1	1	-	A		690124-1	WASHER, RAM	42
1	1	1	-	A		7-21002-9	BOLT, CRIMPER (5/16-24x1.00)	41
1	1	1	-	A		23241-6	BALL, STEEL	40
1	1	1	-	A		690170-1	SPRING, COMPRESSION	39
1	1	1	-	C		690142-1	DISC, INSULATION	38
1	1	1	-	D		354777-1	WIRE DISC, PLASTIC	37
1	1	1	-	A		22480-5	WASHER, SPRING	36
1	1	1	-	B		690212-1	POST, RAM	35
1	1	1	-	D		458980-1	APPLICATOR, BASIC (SUB ASSY)	32
1	1	1	-	B		3-690451-2	SPACER, STRIPPER	28
1	1	1	-	A		240639-1	STRIPPER	27
REF	REF	REF	-	C		455676-1	PLATE, BASE	26
2	2	2	-	A		22354-8	DRAG, STUD	25
1	1	1	-	B		455678-1	PLATE, STRIP GUIDE	24
2	2	2	-	A		4-22281-1	SPRING, DRAG	22
1	1	1	-	A		454177-1	DRAG, STOCK	20
1	1	1	-	B		458030-2	GUIDE, STRIP (REAR)	19
1	1	1	-	C		458031-2	GUIDE, STRIP (FRONT)	18
REF	REF	REF	-	A		454178-1	GUIDE, FEED ROD	17
REF	REF	REF	-	A		4-22284-9	SPRING, FEED RETURN	16
1	1	1	-	B		240644-1	PLATE, REAR SHEAR	11
1	1	1	-	B		2-690482-5	PLATE, FRONT SHEAR	9
1	1	1	-	D		4-461295-4	ANVIL	8
1	1	1	-	B		690474-2	BLADE, SLUG	7
1	1	1	-	C		5-240641-8	SPACER, SLUG BLADE	5
1	1	1	-	B		1-238009-7	SPACER, BLOCK CRIMPER	4
1	1	1	-	C		3-683453-0	CRIMPER, INSULATION	3
1	1	1	-	B		455888-4	SPACER, CRIMPER	2
1	1	1	-	C		456404-1	CRIMPER, WIRE	1

- 1 RECOMMENDED SPARE PARTS.
- 2 GREASE LIGHTLY.
- 3 GUARD MUST BE IN PLACE WHEN OPERATING APPLICATOR IN A BENCH MACHINE.
- 4 LUBRICATE DAILY USING NO. 20 MACHINE OIL.
- 5. ITEMS WITH QTY OF REF SPECIFIED (EXCEPT ITEMS 78 AND 79) ARE USED ON ITEM 32.



LOC A LEADMAKER
 DIST 66
 AMP 3308 REV 3-92
 11-DEC-95 15:25:24 amp06572
 6
 4
 3
 2
 1

DIMENSIONS IN INCHES. DO NOT SCALE PRINT. TOLERANCES UNLESS OTHERWISE SPECIFIED.		MATERIAL		FINISH	
DR	10-9-95	APP	10-9-95	T. BEDDICK	
CHK	10-9-95	REL	12/11/95	C. ERISMAN	
3 PLC DEC	-	4 PLC DEC	-	B. MORGAN	
ANGLES	-	SURF TEXTURE	✓	REMOVE BURRS, BREAK SHARP EDGES R.015 MAX	
SCALE	-	DWG NO	680205	SHEET	1 OF 1

THIS DRAWING IS A CONTROLLED DOCUMENT FOR AMP INCORPORATED. IT IS SUBJECT TO CHANGE AND THE CONTROLLING ENGINEERING ORGANIZATION SHOULD BE CONTACTED FOR THE LATEST REVISION.

THIS INFORMATION IS CONFIDENTIAL AND IS DISCLOSED TO YOU ON CONDITION THAT NO FURTHER DISCLOSURE IS MADE BY YOU TO OTHER THAN AMP PERSONNEL WITHOUT WRITTEN AUTHORIZATION FROM AMP INCORPORATED, HARRISBURG, PA.