

4

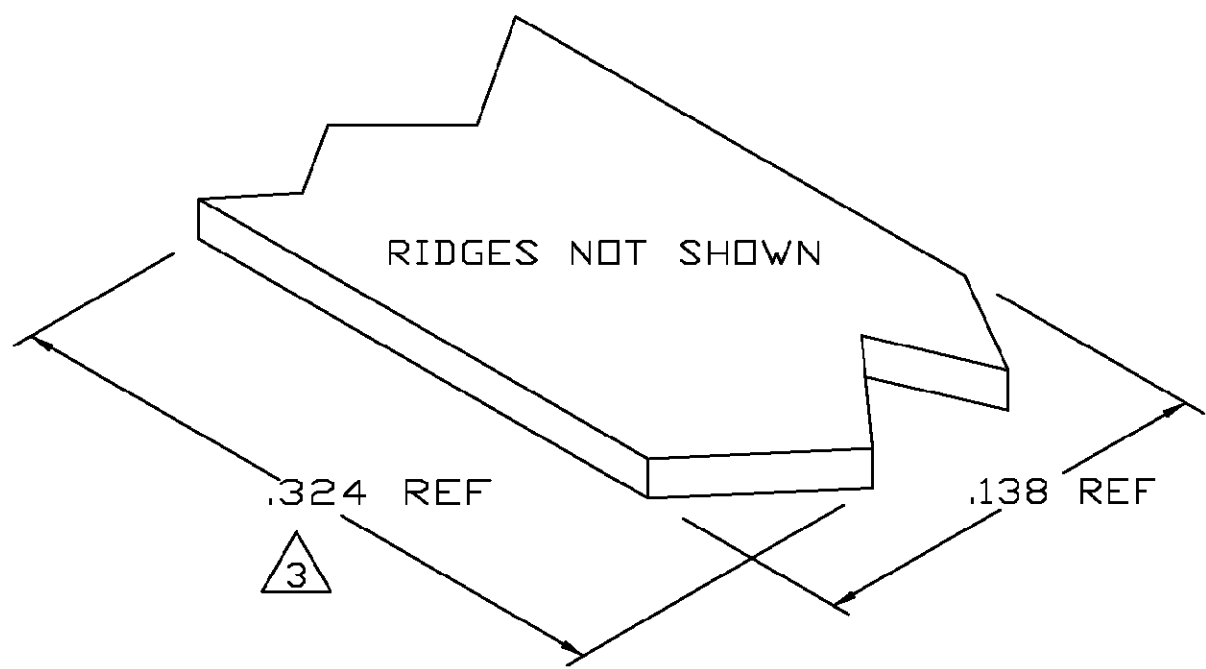
3

2

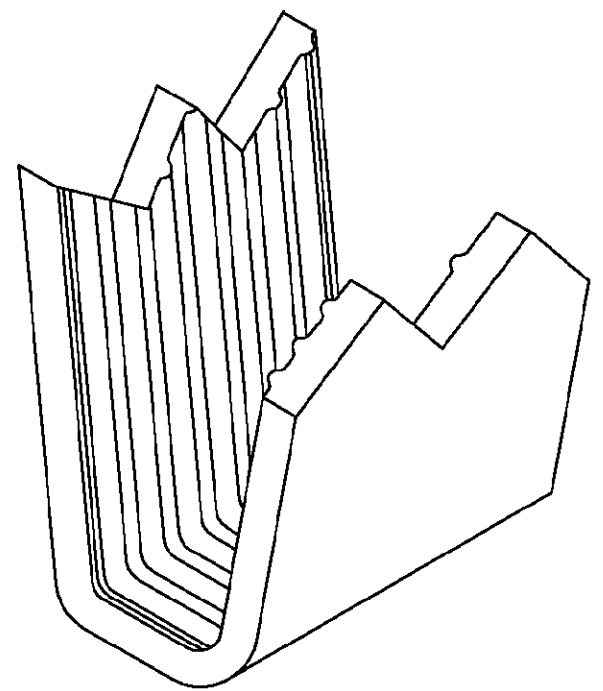
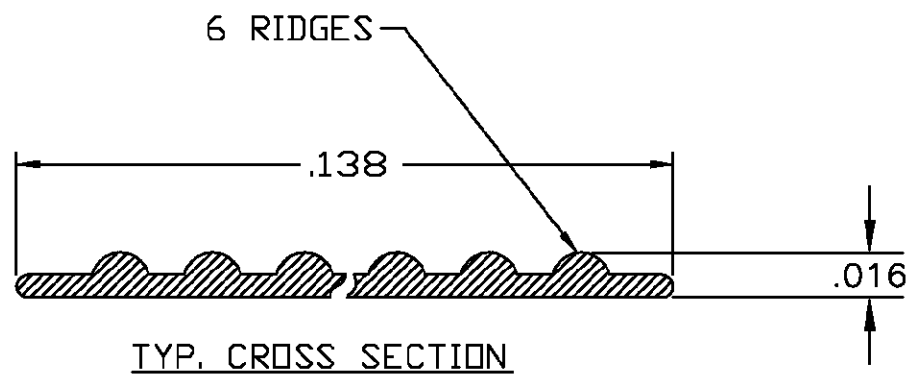
1

THIS DRAWING IS UNPUBLISHED. RELEASED FOR PUBLICATION
 © COPYRIGHT BY TYCO ELECTRONICS CORPORATION. ALL RIGHTS RESERVED.

LOC	DIST	REVISIONS			
P	LTR	DESCRIPTION	DATE	DWN	APVD
AF	50	0	TRANSFERED TO TYCO FORMAT	10JUL02	MF EH



- 1 CRIMPBAND MATERIAL PROVIDED IN CONTINUOUS STRIP.
- 2 REFERENCE DESCRIPTIVE PART NUMBER L061/076C16B.
- 3 BLANK LENGTH DETERMINED BY 061/076 TOOLSET.



PARTIAL FORMED VIEW (REF)
 FORMED BY APPLICATION TOOLING

1601597-1
 PART NUMBER

THIS DRAWING IS A CONTROLLED DOCUMENT.		DWN MICHAEL S. FEHER 10JUL2002	Tyco Electronics Corporation Harrisburg, PA 17105-3608	
DIMENSIONS: INCHES		CHK EDWARD HOWARD 10JUL2002	NAME -	
TOLERANCES UNLESS OTHERWISE SPECIFIED:		APVD EDWARD HOWARD 10JUL2002	CRIMPBAND, RTM	
0 PLC ± - 1 PLC ± - 2 PLC ± - 3 PLC ± .005 4 PLC ± - ANGLES ± -		PRODUCT SPEC -	RESTRICTED TO -	
MATERIAL UNS C26000 BRASS	FINISH NONE	APPLICATION SPEC -	SIZE A3	CAGE CODE 00779
-		WEIGHT -	DRAWING NO C-1601597	
CUSTOMER DRAWING			SCALE 1:1	SHEET 1 OF 1
			REV 0	