

172494-1 ✓ ACTIVE

AMP | Mark II

TE Internal #: 172494-1

Housing for Female Terminals, Wire-to-Device / Wire-to-Board /  
Wire-to-Wire, 5 Position, .276 in / .197 in [7 mm / 5 mm] Centerline,  
Natural, Mark II

[View on TE.com >](#)



Connectors > Automotive Connectors > Automotive Housings



Connector & Housing Type: **Housing for Female Terminals**

Mating Tab Width: **3 mm [ .118 in ]**

Connector System: **Wire-to-Board, Wire-to-Device, Wire-to-Wire**

Number of Positions: **5**

Centerline (Pitch): **5 mm, 7 mm [ .197 in, .276 in ]**

## Features

### Product Type Features

Connector Shape	Rectangular
Connector & Housing Type	Housing for Female Terminals
Connector System	Wire-to-Board, Wire-to-Device, Wire-to-Wire
Sealable	No
Hybrid Connector	No
Primary Locking Feature	Integrated in Housing

### Configuration Features

Number of Positions	5
Number of Rows	2

### Electrical Characteristics

Operating Voltage	12 VDC
Nominal Voltage Architecture	12 V

### Body Features

Cable Exit Angle	180°
Primary Product Color	Natural

### Contact Features

Contact Size	3mm
--------------	-----



Contact Type	Receptacle
--------------	------------

Mating Tab Width	3 mm[.118 in]
------------------	---------------

### Mechanical Attachment

Terminal Position Assurance	No
-----------------------------	----

Strain Relief	Without
---------------	---------

Mating Alignment Type	Polarized
-----------------------	-----------

Mating Alignment	With
------------------	------

Connector Mounting Type	Cable Mount (Free-Hanging)
-------------------------	----------------------------

### Housing Features

Housing Material	PA
------------------	----

Centerline (Pitch)	5 mm, 7 mm[.197 in][.276 in]
--------------------	------------------------------

### Dimensions

Connector Height	18.8 mm[.74 in]
------------------	-----------------

Product Width	20 mm[.787 in]
---------------	----------------

Product Length	24 mm[.945 in]
----------------	----------------

Row-to-Row Spacing	3.5 mm[.138 in]
--------------------	-----------------

### Usage Conditions

Operating Temperature (Max)	70 °C, 75 °C, 80 °C, 85 °C, 90 °C, 100 °C, 105 °C[158 °F][167 °F][176 °F][185 °F][194 °F] [212 °F][221 °F]
-----------------------------	--

Operating Temperature Range	-30 – 105 °C[-22 – 221 °F]
-----------------------------	----------------------------

### Operation/Application

Circuit Application	Signal
---------------------	--------

### Industry Standards

UL Flammability Rating	UL 94V-2
------------------------	----------

### Packaging Features

Packaging Method	Bag & Box
------------------	-----------

### Other

Serviceable	Yes
-------------	-----

Connector Position Assurance Capable	No
--------------------------------------	----

### Product Compliance

For compliance documentation, visit the product page on [TE.com](https://www.te.com)>




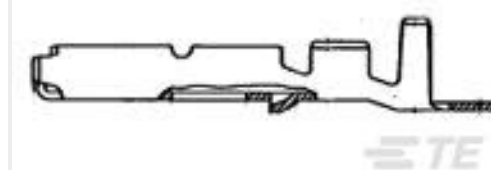
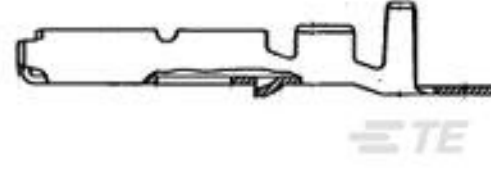

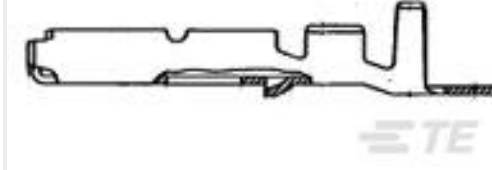



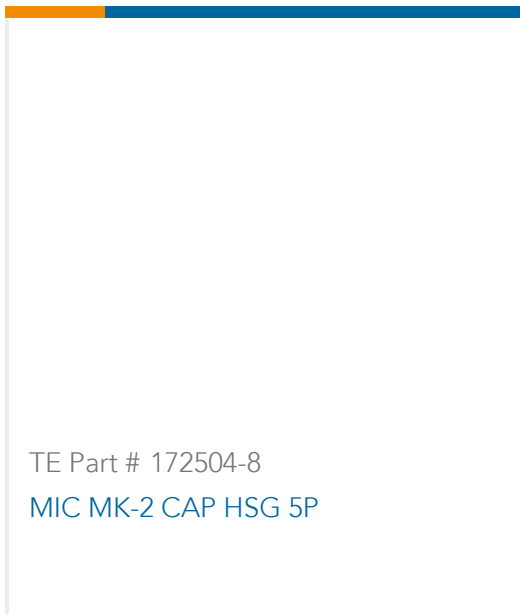
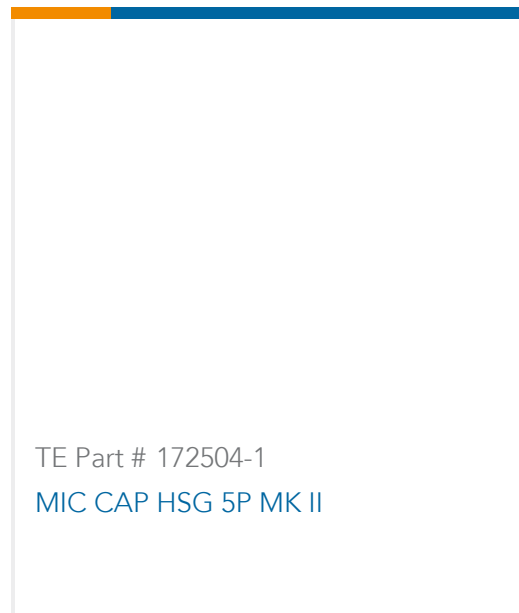
EU RoHS Directive 2011/65/EU	Compliant
EU ELV Directive 2000/53/EC	Compliant
China RoHS 2 Directive MIIT Order No 32, 2016	No Restricted Materials Above Threshold
EU REACH Regulation (EC) No. 1907/2006	Current ECHA Candidate List: JUNE 2023 (235) Candidate List Declared Against: JAN 2023 (233) Does not contain REACH SVHC
Halogen Content	Low Halogen - Br, Cl, F, I < 900 ppm per homogenous material. Also BFR/CFR/PVC Free
Solder Process Capability	Not applicable for solder process capability

Product Compliance Disclaimer

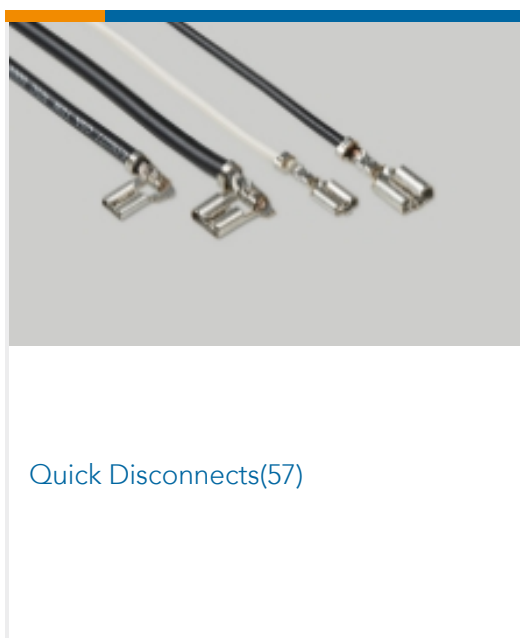
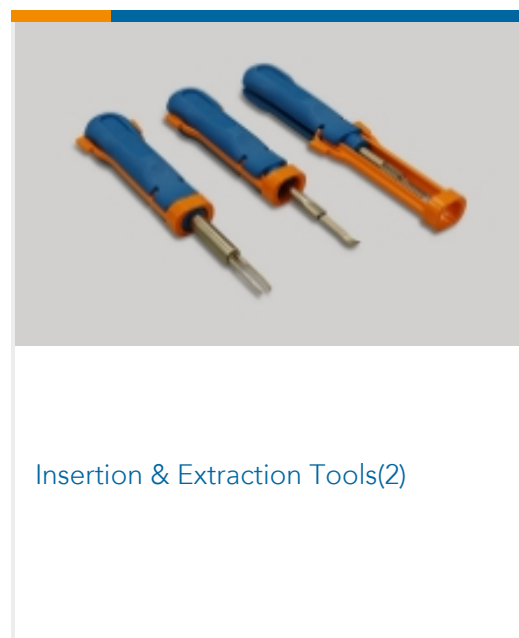
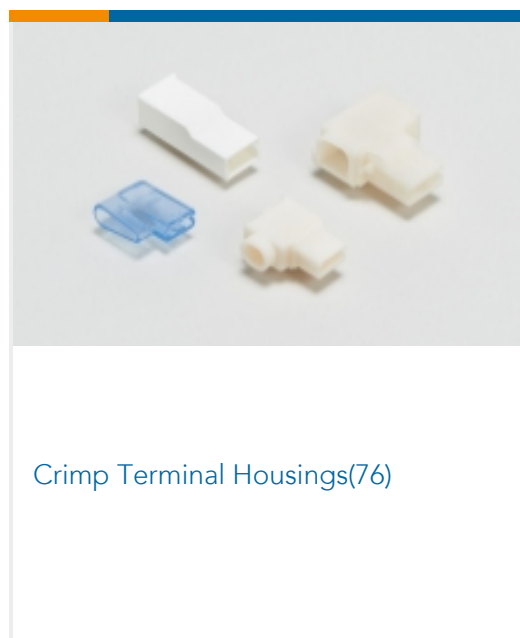
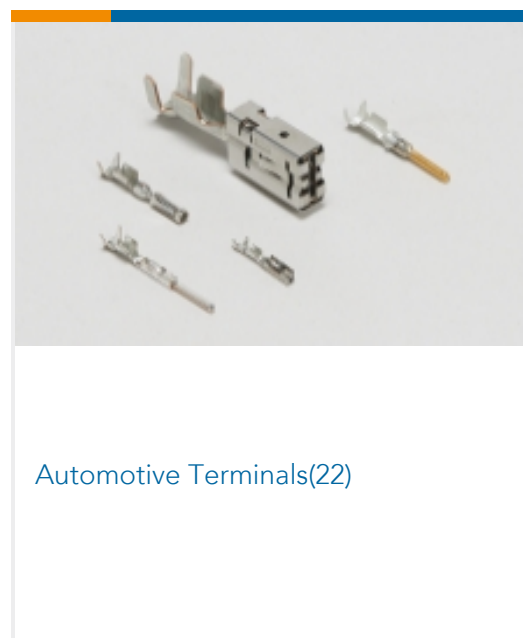
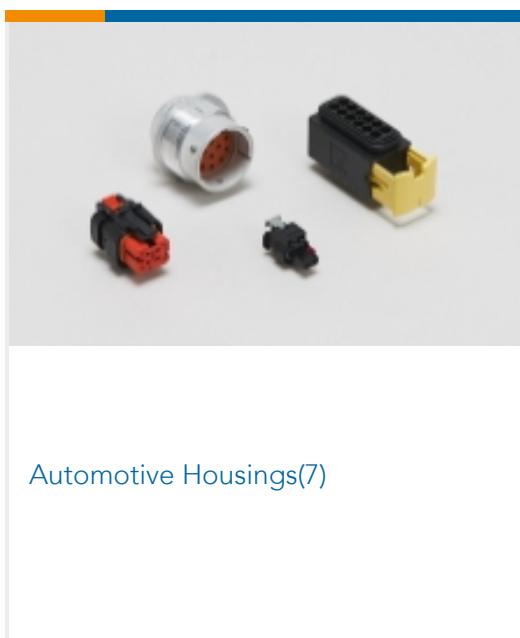
This information is provided based on reasonable inquiry of our suppliers and represents our current actual knowledge based on the information they provided. This information is subject to change. The part numbers that TE has identified as EU RoHS compliant have a maximum concentration of 0.1% by weight in homogenous materials for lead, hexavalent chromium, mercury, PBB, PBDE, DBP, BBP, DEHP, DIBP, and 0.01% for cadmium, or qualify for an exemption to these limits as defined in the Annexes of Directive 2011/65/EU (RoHS2). Finished electrical and electronic equipment products will be CE marked as required by Directive 2011/65/EU. Components may not be CE marked. Additionally, the part numbers that TE has identified as EU ELV compliant have a maximum concentration of 0.1% by weight in homogenous materials for lead, hexavalent chromium, and mercury, and 0.01% for cadmium, or qualify for an exemption to these limits as defined in the Annexes of Directive 2000/53/EC (ELV). Regarding the REACH Regulation, the information TE provides on SVHC in articles for this part number is based on the latest European Chemicals Agency (ECHA) 'Guidance on requirements for substances in articles' posted at this URL: <https://echa.europa.eu/guidance-documents/guidance-on-reach>

## Compatible Parts

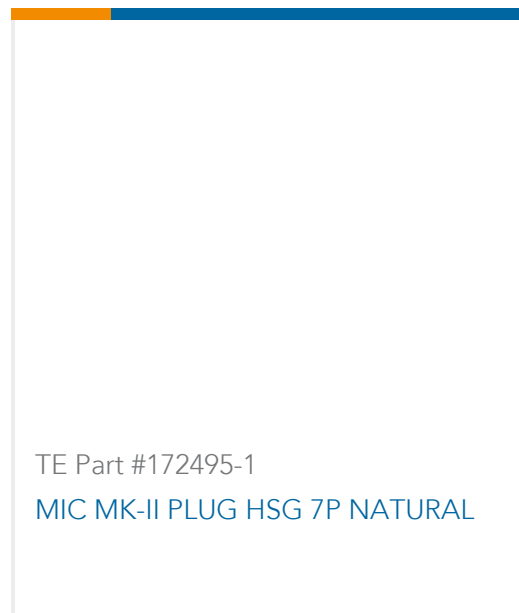
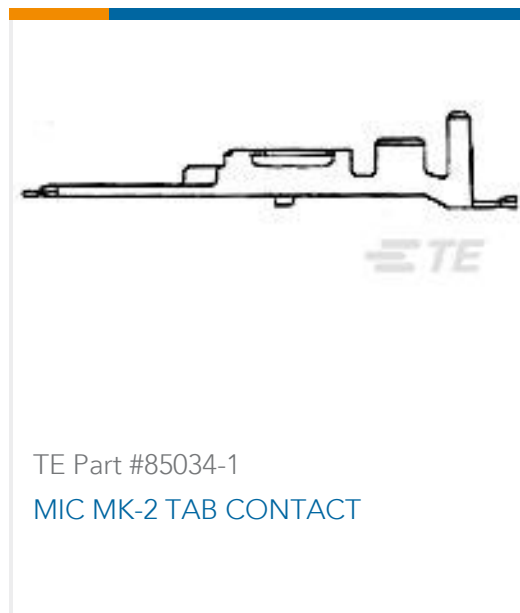
 <p>TE Part # 172774-1 RECP CONT MULTILOCK MIC MARKII</p>	 <p>TE Part # 172774-4 MIC MK-II LP</p>	 <p>TE Part # 172773-2 MIC MK-2 REC B TYPE</p>	 <p>TE Part # 172773-4 MIC MARK-2 REC B TYPE CONTACT</p>
 <p>TE Part # 172775-1 MIC MK-2 REC B TYPE</p>	 <p>TE Part # 172773-1 MIC MK-2 REC B TYPE</p>	 <p>TE Part # 172774-2 MIC MK-2 REC CONTACT LP</p>	 <p>TE Part # 172773-5 MIC MK-2 REC KLF-5</p>

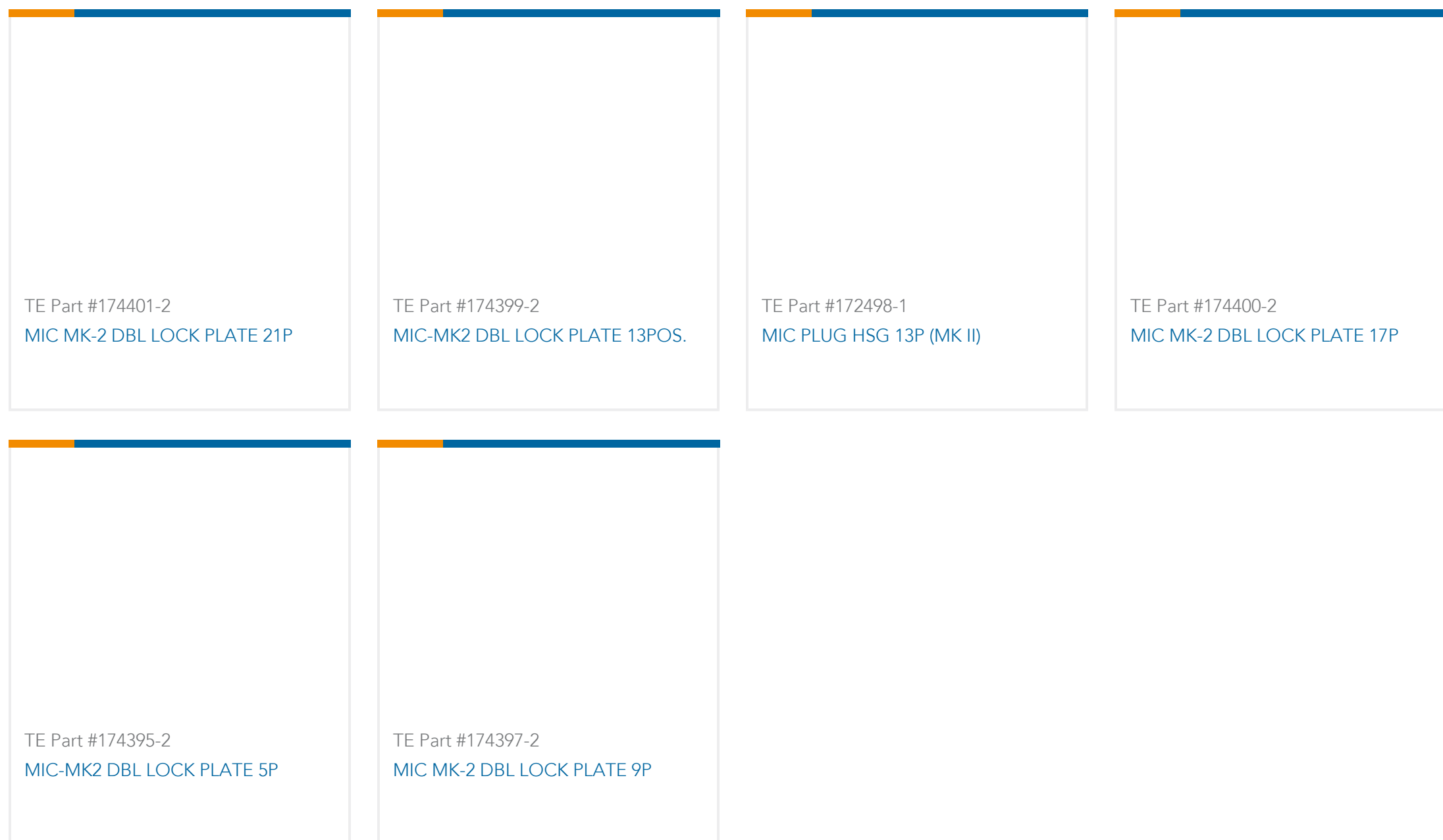


### Also in the Series | Mark II



### Customers Also Bought





## Documents

### Product Drawings

#### MIC MARK-2 PLUG HSG 5P

English

### CAD Files

#### 3D PDF

3D

#### Customer View Model

[ENG\\_CVM\\_CVM\\_172494-1\\_B.2d\\_dxf.zip](#)

English

#### Customer View Model

[ENG\\_CVM\\_CVM\\_172494-1\\_B.3d\\_igs.zip](#)

English

#### Customer View Model

[ENG\\_CVM\\_CVM\\_172494-1\\_B.3d\\_stp.zip](#)

English

By downloading the CAD file I accept and agree to the [Terms and Conditions](#) of use.

### Product Specifications

#### Multi-Interlock Mark II Connector for Wire to Board Termination

English

#### Product Specification

English

#### Product Specification

English

#### Multi-Interlock Mark II Connector for Wire to Wire Termination

English



---

**Instruction Sheets**

[Multi Interlock Connector Mark II](#)

English

[Customer Manual \(non U.S.\)](#)

English

---

**Agency Approvals**

[Agency Approval Document](#)

English