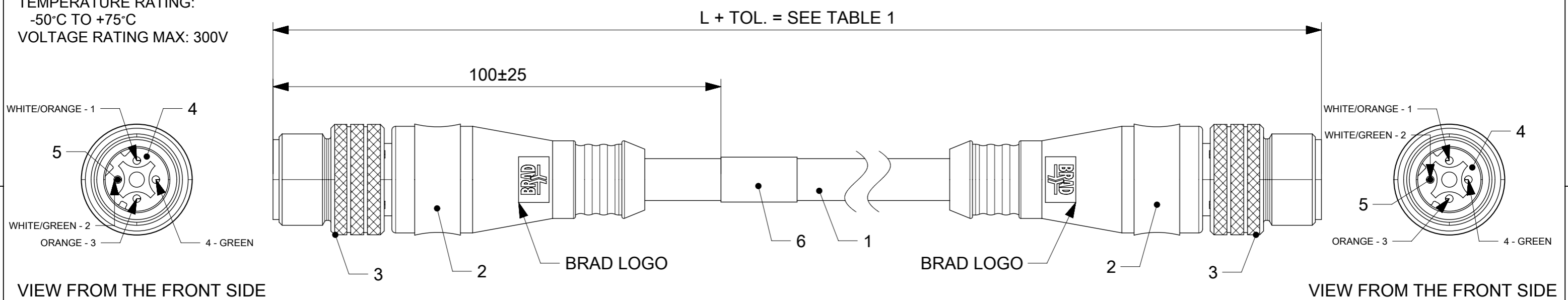


CABLE SPECIFICATION

CONDUCTOR:
 MATERIAL: TINNED COPPER
 SECTION: 24AWG
INSULATION:
 COMPOUND: PE
 DIAMETER: 0.99mm
 PAIRS: COLOR CODED SINGLES
 TWISTED INTO PAIRS.
JACKET:
 COMPOUND: TPE
 COLOR: TEAL
 DIAMETER: 5.58mm
 TEMPERATURE RATING:
 -50°C TO +75°C
 VOLTAGE RATING MAX: 300V

TABLE OF LENGTH TOLERANCES		
OVER	UP TO AND INCLUDING	TOLERANCE (+)
0	305	+19
305	915	+45
915	1830	+56
1830	3660	+89
3660	7320	+165
7320	14640	+317
14640	30500	+610
30500	>	+2% OF LENGTH

REVISION A	TRANSFERRED TO ECTR NEW PN ADDED
REVISION A1	ADDED NEW PN
REVISION A2	WIRING UPDATED



NOTES:
 1. BRAD LOGO - ONLY IN ONE SIDE ON THE OVERMOULD.

BILL OF MATERIALS

ITEM	QTY.	DESCRIPTION	MATERIAL	FINISH
6	1	LABEL	VINYL	-
5	8	CONTACT MALE	COPPER ALLOY	GOLD OVER NICKEL
4	2	INSERT D-CODE 4 POLE	ELASTOLLAN	-
3	2	COUPLING NUT M12	BRASS	TEFLON OVER NICKEL
2	-	OVERMOULD MATERIAL	TPE	BLACK
1	-	ETHERNET CABLE CAT5E	TPE	TEAL

TABLE 1

MOLEX PN	ENGINEERING No	L [mm]	MOLEX PN	ENGINEERING No	L [mm]
1300480095	E11A06004M010	1000	1300480108	E11A06004M180	18000
1300480096	E11A06004M020	2000	1300480109	E11A06004M200	20000
1300480097	E11A06004M030	3000	1300480110	E11A06004M240	24000
1300480098	E11A06004M040	4000	1300480111	E11A06004M300	30000
1300480099	E11A06004M050	5000	1300480112	E11A06004M500	50000
1300480100	E11A06004M060	6000	1300480251	E11A06004M003	300
1300480101	E11A06004M070	7000	1300480252	E11A06004M006	600
1300480102	E11A06004M080	8000	1300480253	E11A06004M250	25000
1300480103	E11A06004M090	9000	1300480315	E11A06004M380	38000
1300480104	E11A06004M100	10000	1300480316	E11A06004M230	23000
1300480105	E11A06004M120	12000	1300480317	E11A06004M270	27000
1300480106	E11A06004M140	14000	1300480318	E11A06004M340	34000
1300480107	E11A06004M150	15000	1300480319	E11A06004M420	42000

MOLEX PN	ENGINEERING No	L [mm]
1300480322	E11A06004M570	57000
1300480323	E11A06004M650	65000
1300480324	E11A06004M760	76000
1300480325	E11A06004M800	80000
1300480326	E11A06004M850	85000

THIS DRAWING CONTAINS INFORMATION THAT IS PROPRIETARY TO MOLEX ELECTRONIC TECHNOLOGIES, LLC AND SHOULD NOT BE USED WITHOUT WRITTEN PERMISSION

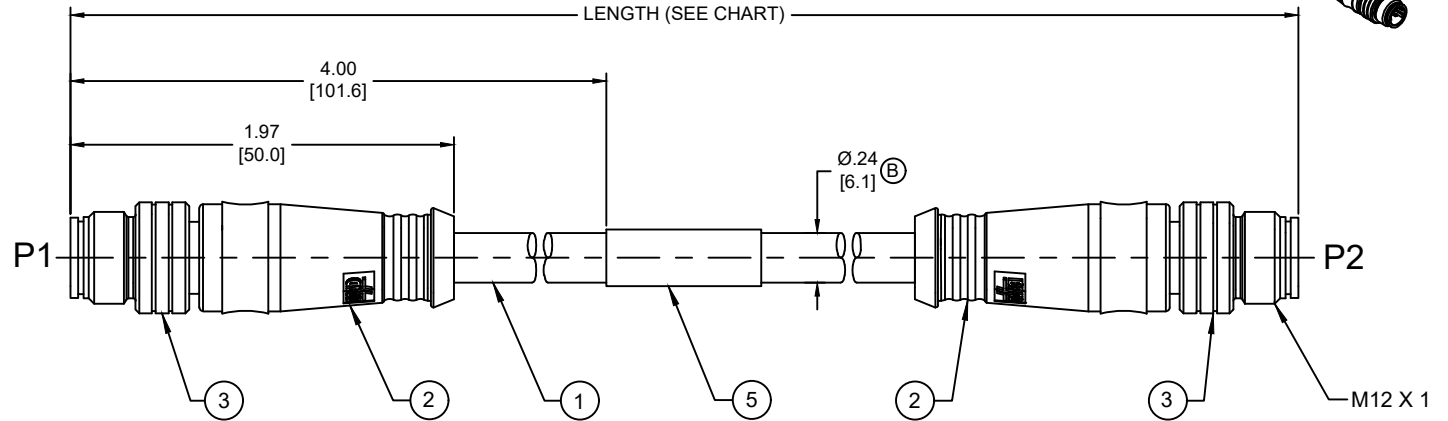
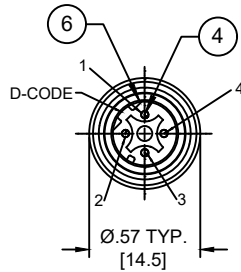
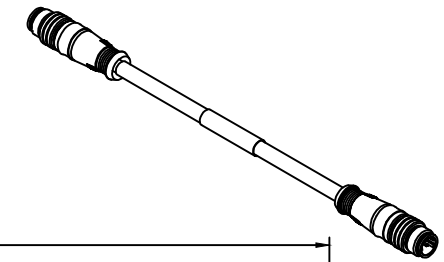
EC NO: 109023 DRWN: DSTACHOWIAK CHK'D: APPR: MIWASIECZKO	2016/09/14	GENERAL TOLERANCES (UNLESS SPECIFIED) ANGULAR TOL ± ° 4 PLACES ± 3 PLACES ± 2 PLACES ± 1 PLACE ± 0 PLACES ± DRAFT WHERE APPLICABLE MUST REMAIN WITHIN DIMENSIONS	DIMENSION UNITS	SCALE		
	2016/10/24		MM	2:1		
			DRWN BY	DATE		
			MMATLA	2016/06/27		
			CHK'D BY	DATE		
			MIWASIECZKO	2016/07/13		
			APPR BY	DATE		
			MIWASIECZKO	2016/07/13		
			DRAWING SIZE	THIRD ANGLE PROJECTION		
			A3			

PRODUCT CUSTOMER DRAWING		
SERIES	MATERIAL NUMBER	CUSTOMER
130048	SEE TABLE 1	GENERAL MARKET
DOCUMENT NUMBER	DOC TYPE	DOC PART
1300480095	PSD	00P
SHEET NUMBER		
1 OF 1		

PART NO	ENGINEERING NO.	FINISHED LENGTH
1300480251	E11A06004M003	0.3M [12 IN]
1300480319	E11A06004M420	42M [137FT 10IN]
1300480326	E11A06004M850	85M [278FT 10IN]

PART NO. MATRIX
E11A06004M003

FINISHED LENGTH
M005 = 0.5 METER
M010 = 1 METER
M100 = 10 METER



- NOTES:
- 1) MATERIAL: SEE TABLE
 - 2) FINISHES: SEE TABLE
 - 3) MATES WITH: MICRO CHANGE, 4 POLE RECEPTACLE
 - 4) ELECTRICAL DATA:
ACCORDING TO CAT5e ETHERNET STANDARD
INLINE CORDSET
MALE D-CODING TO MALE D-CODING
24AWG
POLES: 4
MAX. VOLTAGE: 250V
MAX. CURRENT 1.5A^(B)
CONTACT RESISTANCE: <5m Ohm
INSULATION WITHSTAND: >100M Ohm
TEMPERATURE RANGE: -20°C TO +75°C^(B)
PROTECTION: IP67 (WHEN MATED)
UL E200650
 - 5) ASSEMBLY IS RoHS COMPLIANT.
 - 6) ALL DIMENSIONS ARE FOR REFERENCE
UNLESS TOLERANCED OR NOTED OTHERWISE.

MECHANICAL CHARACTERISTICS:^(B)

FLEX LIFE:	(126 CYCLES/MIN @ 20° C) 1 MILLION CYCLE TEST (10X CABLE O.D., MINIMUM RADIUS) 10 MILLION CYCLE TEST (20X CABLE O.D., MINIMUM RADIUS)
TORSIONAL FLEX:	(1 LB LOAD, 360°, 71 CYCLES/MIN @ 20° C) 3 MILLION CYCLE TEST

P1		P2
1	WH-OG	1
2	WH-GN	2
3	OG	3
4	GN	4

WIRING DIAGRAM

CABLE LENGTH TOLERANCES	
<.3M [1FT]:	+19mm-0 [+ .75in-0]
.3 - .9M [1 - 3FT]:	+44.5mm-0 [+1.75in-0]
.9 - 1.8M [3 - 6FT]:	+55.6mm-0 [+2.19in-0]
1.8 - 3.7M [6 - 12FT]:	+88.9mm-0 [+3.50in-0]
3.7 - 7.3M [12 - 24FT]:	+165.1mm-0 [+6.50in-0]
7.3-14.6M [24 - 48FT]:	+317.5mm-0 [+12.50in-0]
14.6 - 30.5M [48-100FT]:	+622.3mm-0 [+24.50in-0]
OVER 30M [100FT]:	+2% OF FINISHED LENGTH

6	2	INSERTS	TPU	BLACK
5	1	LABEL	PLASTIC FILM	BLACK/YELLOW
4	8	MALE TERMINAL	COPPER ALLOY	GOLD PLATED
3	2	COUPLING NUT	BRASS	NICKEL PLATED
2	2	OVERMOLD	TPC	BLACK
1	1	ETHERNET CABLE-CAT5e	TPE JACKET	TEAL
ITEM	QTY.	DESCRIPTION	MATERIAL	FINISH

DOCUMENT STATUS	P1	RELEASE DATE	2020/10/23	13:29:09
-----------------	----	--------------	------------	----------

FUNCTIONAL SYMBOLS FA=0 FC=0 FE=0	DIMENSION UNITS		SCALE		CURRENT REV DESC: ITEM# 2 WAS TPE. UPDATED CURRENT & TEMP RATING. ADDED MECH CHAR TABLE & CABLE DIA. MODIFIED MATERIAL TABLE.				
	INCH/MM		NTS						
	GENERAL TOLERANCES (UNLESS SPECIFIED)								
		mm	INCH						
DIVISIONAL SYMBOLS	4 PLACES	±----	±----	EC NO: 645633	EC NO: 645633 DRWN: ABENJAMINLW 2020/09/22 CHK'D: RSTONE 2020/09/29 APPR: BWOODMAN 2020/10/23				
	3 PLACES	±----	±----	DRWN: TVICKERS 2010/01/14					
	2 PLACES	±----	±----	APPR: DTITUS 2010/01/15					
	1 PLACE	±----	±----	INITIAL REVISION:					
	0 PLACES	±----	±----	DRWN: TVICKERS 2010/01/14	DOCUMENT NUMBER	DOC TYPE	DOC PART	REVISION	
	ANGULAR TOL ± ---- °		THIRD ANGLE PROJECTION		SD-130048-001		PSD	001	B
DRAFT WHERE APPLICABLE MUST REMAIN WITHIN DIMENSIONS		DRAWING		SERIES	MATERIAL NUMBER	CUSTOMER	SHEET NUMBER		
		A-SIZE		130048	SEE CHART	GENERAL MARKET	1 OF 1		

molex

MICRO-CHANGE CORDSET, M12,
4 POLE, MALE-MALE, STRAIGHT, D-CODED,
24 AWG HIFLEX

PRODUCT CUSTOMER DRAWING