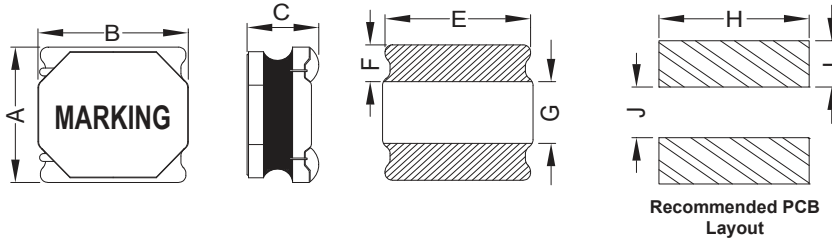


SMD SHIELDED POWER CHIP INDUCTOR

PCIA35G

Dimensions:  $\frac{\text{Inches}}{\text{(mm)}}$



A	B	C	E	F	G
.118±.008 (3.0±0.2)	.118±.008 (3.0±0.2)	.059 (1.5) Max	.110 Typ (2.8)	.033 Typ (0.85)	.051 Typ (1.3)

H	I	J
.118 Typ (3.0)	.035 Typ (0.9)	.051 Typ (1.3)

*Allied Part Number	Inductance (μH)	Tolerance (%)	Test Freq. KHz, 0.5V	DCR (Ω) ±20%	Isat (A) Max	Irms (A) Max	Marking
PCIA35G-1R0_-RC	1.0	M, N	100	0.03	2.32	2.35	A
PCIA35G-1R5_-RC	1.5	M, N	100	0.04	2.30	1.70	B
PCIA35G-2R2_-RC	2.2	M, N	100	0.06	1.60	1.60	C
PCIA35G-3R3_-RC	3.3	M, N	100	0.08	1.32	1.36	E
PCIA35G-4R7_-RC	4.7	M, N	100	0.12	1.10	1.09	H
PCIA35G-5R6_-RC	5.6	M, N	100	0.14	0.95	0.86	G
PCIA35G-6R8_-RC	6.8	M, N	100	0.16	0.87	0.85	I
PCIA35G-8R2_-RC	8.2	M, N	100	0.22	0.80	0.80	J
PCIA35G-100_-RC	10	M, N	100	0.23	0.72	0.77	K
PCIA35G-150_-RC	15	M, N	100	0.36	0.66	0.65	L
PCIA35G-220_-RC	22	M, N	100	0.52	0.52	0.57	N
PCIA35G-330_-RC	33	M, N	100	0.84	0.44	0.43	O
PCIA35G-470_-RC	47	M, N	100	1.34	0.35	0.35	No Mark

\*Enter designated tolerance designator: M=20%, N=30%  
All specifications subject to change without notice.

**Features**

- Magnetically Shielded Construction
- High Current
- Low DC Resistance

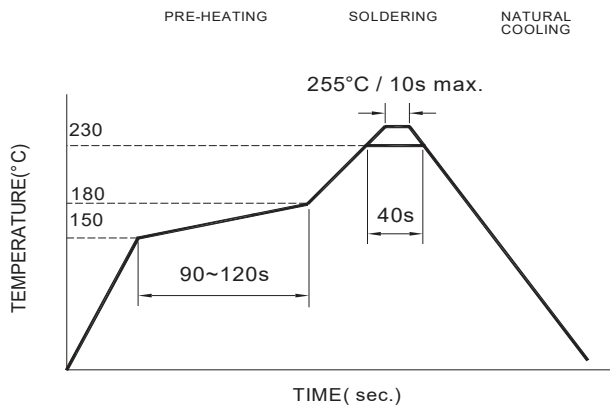
**Electrical**

**Inductance Range:** 1.0μH - 47μH  
**Tolerance:** Available in 20% or 30%  
**Operating Temp:** -40°C to +125°C  
**Isat:** DC current at which the inductance drops approximately 30% from its value without current.  
**Irms:** DC current that causes the temperature rise (ΔT = 40°C) from 25° ambient.

**Resistance to Soldering Heat**

**Solder Composition:** Sn/Ag3.0/Cu0.5  
**Solder Temp:** 260°C ±5°C for 10 ±1 sec

**Reflow Soldering**



**Test Equipment**

**(L):** HP4284A LCR meter  
**(DCR):** MilliOhm Meter

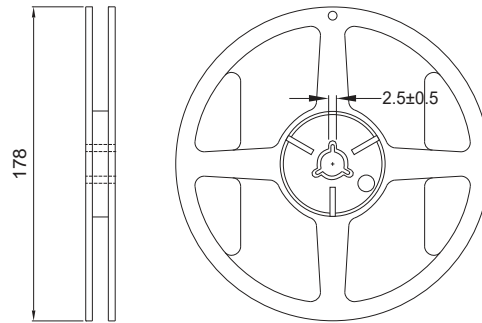
**Physical**

**Packaging:** 2000 per 7" Reel

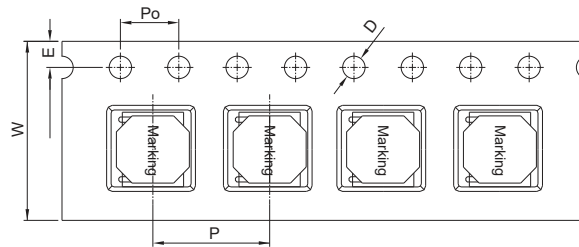


Packaging Information

Reel Dimension

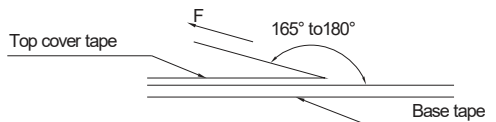


Tape Dimension



D(mm)	E(mm)	P(mm)	Po(mm)	W(mm)
1.5+0.1/-0.0	1.75±0.1	4.0	4.0±0.1	8.0

Tearing Off Force



The force for tearing off cover tape is 10 to 60 grams in the arrow direction under the following conditions.