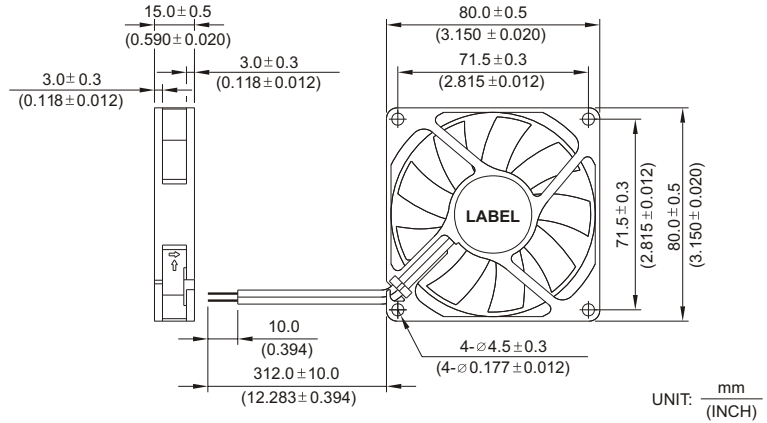


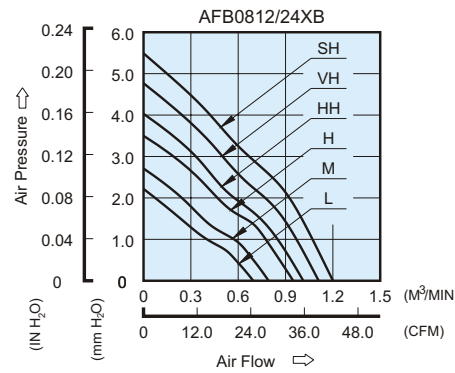
AFB 80 x 80 x 15 MM SERIES

DIMENSIONS DRAWING

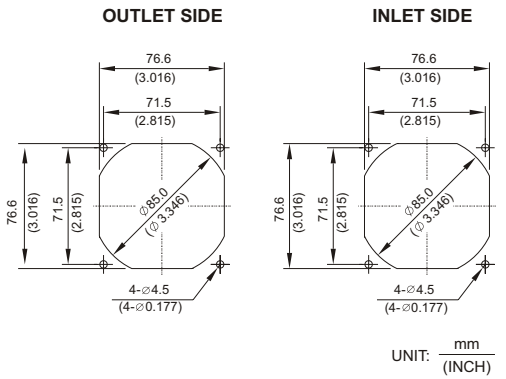


- * Bearing Type
Ball Bearings
- * Material
Impeller & Frame : Plastic (UL 94V-0)
- * Lead Wires :
UL 1007 AWG #24 Or Equivalent
Red Wire Positive (+)
Black Wire Negative (-)
- * Weight : 58g (2.05 oz)
- * Rib Type Only

P & Q CURVE (AT RATED VOLTAGE)



MOUNTING PANEL CUTOUT



MODEL		Rated Voltage	Operating Voltage Range	Rated Current	Rated Input Power	Speed	Maximum Air Flow		Maximum Air Pressure		Noise
PART NO.	FUNCTION	VDC	VDC	Amp	Watt	R.P.M.	m ³ /min	CFM	mmH ₂ O	IN H ₂ O	dB-A
AFB0812LB	-R00 / -F00	12	7.0 to 13.8	0.09	1.08	2400	0.700	24.72	2.20	0.087	27.5
AFB0824LB	-R00 / -F00	24	14.0 to 27.6	0.05	1.20						
AFB0812MB	-R00 / -F00	12	7.0 to 13.8	0.11	1.32	2700	0.800	28.25	2.71	0.107	30.5
AFB0824MB	-R00 / -F00	24	14.0 to 27.6	0.06	1.44						
AFB0812HB	-R00 / -F00	12	7.0 to 13.8	0.14	1.68	3100	0.950	33.55	3.50	0.138	34.0
AFB0824HB	-R00 / -F00	24	14.0 to 27.6	0.08	1.92						
AFB0812HHB	-R00 / -F00	12	7.0 to 13.8	0.16	1.92	3400	1.010	35.67	4.03	0.159	37.0
AFB0824HHB	-R00 / -F00	24	14.0 to 27.6	0.10	2.40						
AFB0812VHB	-R00 / -F00	12	7.0 to 13.8	0.19	2.28	3700	1.110	39.20	4.77	0.188	39.5
AFB0824VHB	-R00 / -F00	24	14.0 to 27.6	0.12	2.88						
AFB0812SHB	-R00 / -F00	12	7.0 to 13.8	0.27	3.24	4000	1.210	42.73	5.49	0.216	42.5
AFB0824SHB	-R00 / -F00	24	14.0 to 26.0	0.17	4.08						

* Function type is optional.
 * The max. air flow and the speed are measured in free air ; max. air pressure is measured at zero air flow.
 * Noise is measured in anechoic chamber in free air, one meter from intake side.
 * All readings are typical values at rated voltage.
 * Specifications are subject to change without notice.